



Comhairle Contae
Átha Cliath Theas
South Dublin County Council

Comhairle Contae Átha Cliath Theas South Dublin County Council

Buiséad Bliantúil Annual Budget

2018

South Dublin County Council
Comhairle Contae Átha Cliath Theas

ADOPTED
Statutory Budget
2018

Amendments to Draft Annual Budget as presented to the Council by the Chief Executive

The Draft Annual Budget was considered by Members at the Budget Meeting held on Thursday November 16th 2017. The budget was adopted as presented with the exception of the adjustments necessary to implement the following resolutions:

“That the Draft South Dublin County Council Budget as presented for the local financial year ending 31st December 2018 is hereby amended as follows :-

1. **That the provision of €3,007,300 in A0501 Homeless Grants Other Bodies** as provided by the Chief Executive be increased by **€55,000 to €3,062,300** to provide for a Homeless Registration Service in Clondalkin.

To be matched by:

A corresponding reduction in expenditure for 2018 in the following Sub Service:

Sub Service	Division H Misc Services	Reduction
H0906	Conferences Abroad	€55,000

2. **That the provision of €401,000 in D0603 Social Inclusion**, as provided by the Chief Executive be increased by €35,000 to €436,000 to provide for:
 - a. €5,000 for a Multi-Cultural Community Cook-off
 - b. €10,000 for a Youth Outreach Programme
 - c. €20,000 for Free Carbon Monoxide alarm scheme for the Elderly & Vulnerable within the County

To be matched by:

A corresponding reduction in expenditure for 2018 in the following Sub Services:

Sub Service	Division H Misc Services	Reduction
H0906	Conferences Abroad	€15,000
D0903	Town Twinning	€20,000

Annual Budget 2018

Table of Contents

Part 1

Narrative

Chief Executive's Report	4
Financial Analysis	8
Divisional Preambles	15

Part II

Draft Statutory Budget 2018 (Tables)

Table A Calculation of Annual Rate on Valuation	28
Table B Expenditure and Income - Summary	29
Table D Analysis of Income from Goods and Services	37
Table E Analysis of Income from Grants and Subsidies	38
Division A	39
Division B	44
Division C	49
Division D	53
Division E	58
Division F	64
Division G	68
Division H	73
Appendix 1 Central Management Charge	78
Appendix 2 Summary of Local Property Tax Allocation	79
Certificate of Adoption	80

To the Mayor and Each Member

Annual Revenue Budget 2018

Dear Member,

The attached budget, which is presented in the statutory format, has been prepared in consultation with the Corporate Policy Group. The budget as always is framed against a background of financial capacity and constraints, which this year included the following key considerations:

- Making provision for the expanded and much needed recruitment of recent years and our obligation to staff under the Public Service Stability Agreement
- The decision of the elected members to maintain the 15% LPT reduction for 2018
- The ongoing general rates revaluation which disallows any consideration of a rates income increase and obligates a prudential approach to the possibility of income reductions on appeal
- In tandem with the budget process, members are being asked to consider reducing the rate of rates vacancy refund from 100% to 75%. This will not result in any increase in income in 2018 as applications are dealt with annually in arrears
- Significant cost increases across housing and homeless services, including the adoption and implementation of a Vacant Homes Strategy, vastly increased implementation of support schemes such as HAP, annual housing assessments, increased administration associated with the ongoing homeless problem and the support necessary to roll out our Capital Programme which is detailed below
- Other general cost increases in insurances and general maintenance provisions

These constraints and increased costs have been offset somewhat by increased rates income from new developments, additional rents from new housing stock and new income of €900,000 arising from the Poolbeg Waste to Energy plant which will be fully operational in 2018. In addition funding provisions for ongoing programmes such as the Villages Initiative, the Play Space Programme and the County Signage Programme have been reduced as they are nearing completion. The net effect has allowed the retention of all 2017 frontline service budgets and initiatives, including the Participatory Budget of €300,000 and the employment of an additional fifteen outdoor summer staff to supplement areas such as grass cutting, litter control and tree pruning for which a further provision of €230,000 has been made. This is in addition to the enhanced budget in 2017 and the employment of an additional tree crew.

The budget is first and foremost a reflection of our organisational priorities as set out in our Corporate Plan including the following key areas:

Housing

Housing supply and in particular dealing with the significant fallout from the supply and rental market constraints of recent years, is an area of major focus where we have increased activity across a range of areas, most notably:

- We will have ten projects on site by year end with a total yield of 352 units.
- The concession for the construction of circa. 100 older person homes on three sites in central Tallaght has just been awarded to Cluid
- We have completed the Part 8 process for 109 PPP units at Kilcarbery Clondalkin and are at the competitive dialogue stage for the proposed joint venture development of circa. 900 units, including 300 social homes on the adjacent lands
- A further list of potential sites is being prepared for the agreement of Council by the year end
- In 2017 we have increased the number of HAP tenancies by over 700 to 2,050.
- We are actively targeting derelict sites for compulsory acquisition and will continue to do so under our Vacant Homes Strategy
- Despite over 180 direct allocations to homeless families this year to date and the continued accommodation of 100 families in family hubs, we continue to have significant numbers in temporary accommodation across the county. Ultimately our build programme is the solution to this crisis, but in the meantime the costs of the temporary support service continues to increase

In relation to existing stock, we have maintained our planned maintenance and estate road refurbishment budgets at €1,000,000 and €300,000 respectively.

Economic Development, Tourism and Business

We continue to make good progress with regard to our economic development objectives supported through the annual budgetary process and our three year Capital Programme. In this context the following are noteworthy:

- The continuation of the Village Enhancement Programme with works completed in Rathcoole, Newcastle, Rathfarnham, Saggart and Tallaght. Works planned in Lucan and Templeogue will be progressed during 2018. A further €500,000 has been provided in this budget in support of this programme
- The advancement of the Tourism Strategy was highlighted with the recent opening of the Round Tower Visitor Centre. Members have been presented with and agreed strategies for the advancement of projects at Rathfarnham Castle, Corkagh Park and the Dodder Valley. The Dublin Mountains Gateway project is with An Bord Pleanála. A report on potential opportunities around the Liffey Blue Way will be presented to Members before the year end. In the context of maintaining this momentum a further provision of €750,000 has been made in this budget to help fund tourism infrastructure attractions

- The presentation of the county continues to demand our attention, with an ongoing focus on grass cutting, tree pruning, litter prevention initiatives and the elimination of dereliction. Visual improvements to roundabouts are ongoing, while the major upgrading of N81 landscaping will hopefully commence before the year end
- The business environment has improved significantly but our continued support is vital. In this context the budget provides for a €1,000,000 Business Support Fund, the allocation of which will be subject to a separate report from the Economic Development SPC. This in turn will be informed by the completion of a County Digital Strategy and an enterprise space assessment. Both of these studies are underway and will be presented to Council early in the new year
- The expansion of existing business and new business development at Grange Castle has been very encouraging. Plans for the expansion of this campus will be brought before Council for consideration in the short term

Community Development and Social Infrastructure

Once again significant funding is provided to support volunteerism and community endeavour, which is critical to the work of this Council and to the development of community spirit. It is in this context that we provide each year in excess of €2,000,000 for community oriented programmes and projects. These financial provisions cover such diverse areas as Arts, Libraries, Sports and Recreation, Festivals and Events, Social Inclusion and Health and Wellbeing. The full ranges of programmes are highlighted in the divisional detail provided.

Our Endeavour Awards which are again funded in 2018 have been very well received as has the Community Initiative Fund. This funding has once more been provided but the Community SPC will be asked to review the criteria to ensure its ongoing relevance. €100,000 continues to be provided in 2018 for our Tidy Towns groups and similarly for community festivals, including a repeat of the highly successful intercultural food festival.

A growing community needs quality recreational outlets and significant progress is being made with the planned libraries in Rowlagh and Tymon, the new sports hall in Adamstown, the planned Lucan pool, the continued success of the Play Space Programme and the recently approved recreation scheme at Dodder Valley Mount Carmel.

Conclusion

This budget is about maintaining the progress made while continuing to honour the commitments in our five year Corporate Plan. In this context it is commended to you for your favourable consideration.

I want to thank the Corporate Policy Group for their advice and guidance in this process and in particular to thank Ronan FitzGerald, Head of Finance, and all the staff involved in the budget preparation process for their professionalism and diligence.

Yours sincerely,

A handwritten signature in black ink, appearing to read 'Daniel McLoughlin', with a stylized flourish at the end.

Daniel McLoughlin
Chief Executive

Financial Analysis 2018

Prescribed Period of Budget 2018

The Minister for Housing, Planning, Community and Local Government has determined the period 1st November 2017 to 30th November 2017 as the prescribed period during which the 2018 Budget Meeting should be held. The statutory Budget Meeting will be held on 16th November 2017 and as the Budget must be adopted within a period of 14 days commencing on that date, the final date for the adoption of the Budget is the 29th of November 2017. The Draft Budget has been prepared in the format as prescribed by the Department of Housing, Planning, Community and Local Government.

Corporate Policy Group

The Corporate Policy Group (CPG) discussed the Draft Budget at meetings held on 3rd July, 18th September, and the 18th October 2017. The role of the CPG includes setting the overall parameters for the Budget. This Budget has been framed around the Budget Strategy as developed with the CPG and endorsed at the meeting held on 18th September 2017. The overall financial position of the authority was considered during the Budget consultation process.

The 2018 Budget

A preliminary estimate of current and capital expenditure for 2018 was submitted to the Department of Housing, Planning, Community and Local Government on 21st September 2017. The Corporate Policy Group indicated during the Budget strategy discussions that the draft budget should assume that:

- Commercial Rates will increase in line with the formula provided in section 56 of the Valuation Act 2001 as amended, following the Revaluation of the county
- Commercial Rates vacancy scheme will change to provide a 75% refund for properties vacant in 2018
- Local Property Tax will be reduced by 15% for 2018
- 80% of the 2018 Local Property Tax collected in the county will be allocated to South Dublin
- A slightly reduced financial support scheme for small and medium businesses should be continued in 2018

The Draft Budget includes allocations for the following specific purposes: villages enhancement works, replacement of windows and doors, boiler replacement, electrical repairs, footpath improvements, replacement of public lighting columns, tourism promotions, provision of playgrounds and the library book fund.

The Draft Budget for 2018 provides for total expenditure of €232,431,300 and anticipates income of €105,300,200 from a range of services and sources including rents, fees, charges, loan repayments, grants and recoupments. The balance totalling €127,131,100 will be funded from a combination of commercial rates and local property tax.

<i>Divisions</i>	<i>Budget Expenditure 2018</i>	<i>Budget Expenditure 2017</i>	<i>Budget Income 2018</i>	<i>Budget Income 2017</i>
Housing & Building	€70,738,800	€68,729,000	€62,539,900	€63,534,800
Road Transport & Safety	€27,604,400	€27,549,700	€5,222,400	€5,037,200
Water Services	€13,126,400	€11,497,800	€9,030,300	€9,055,700
Development Management	€19,506,300	€19,716,800	€6,498,800	€6,435,300
Environmental Services	€36,571,300	€40,170,400	€5,510,500	€6,676,600
Recreation & Amenity	€38,407,900	€36,259,000	€4,829,300	€4,832,500
Agriculture, Education, Health & Welfare	€1,701,800	€1,832,300	€684,200	€827,600
Miscellaneous Services	€24,774,400	€22,237,900	€10,984,800	€9,048,700
Total	€232,431,300	€227,992,900	€105,300,200	€105,448,400

Outturn 2017

The Budget is monitored closely over the course of the year in order to adhere to agreed targets, anticipate and explain variances and to take corrective actions if appropriate. Current indications are for a balanced outturn for 2017.

Commercial Rates

The Valuation Office commenced the Revaluation of the South Dublin rateable properties in July 2017. This Revaluation process was completed on the 15th September 2017, which saw 6912 properties revalued. The Revaluation has resulted in a 40% reduction in the overall valuation for the county. Accordingly, a change is proposed to the Annual Rate on Valuation (ARV) or Commercial Rates Multiplier to 0.273 with commercial rates income of €121,699,400 anticipated for 2018. This excludes the rates buoyancy of €1,400,000 receivable under the Property Entry Levy (PEL).

The 2018 Budget includes grant income from the DHPC&LG for commercial rates income, which was previously billable to Irish Water. Legislation which came into effect from 1st January 2015 exempted Irish water operations from commercial rates. The commercial rates income has been reduced to allow for this exemption and grant income from the DHPC&LG in the sum of €6,852,500 is anticipated and has been provided in Division H income.

The Councils LPT Baseline funding is linked to funding previously received from the Department as a General Purpose Grant. The 2018 baseline figure is unchanged from 2017 and this leaves South Dublin County Council's LPT Baseline at €3,856,262 for 2018.

Corporate Policy Group considered the commercial rates vacancy scheme as part of the budget consultation process and recommended that the existing scheme should be amended for 2018. The existing scheme provides a full rates credit or refund in respect of commercial properties in circumstances where a property is vacant (due to refurbishment or if the owner has failed to let the property to a tenant at a reasonable rent) on the day the Rate is struck. It is proposed that a 75% rates credit or refund will apply in 2018 and this credit may reduce further in future years. The level of business vacancy in the county has remained stagnant, a rates credit provision of €13,000,000, similar to 2017, has been provided in the 2018 budget.

<i>Annual Rates Billing Bands</i>	<i>Commercial Rates 2017</i>	<i>No. of Accounts</i>	<i>% of Ratepayers in this Category</i>	<i>Average Annual Cost per Ratepayer</i>
€0-€5,000	€8,712,268	3,292	47%	€2,646
€5,001 - €10,000	€11,575,844	1,632	24%	€7,093
€10,001 - €50,000	€33,417,612	1,565	23%	€21,353
€50,001 - €100,000	€18,160,090	272	4%	€66,765
€100,001 - €500,000	€27,085,638	149	2%	€181,783
€500,001 - €1,000,000	€7,201,343	11	0%	€654,668
>€1m	€11,074,056	6	0%	€1,845,676
Total	€117,226,851	6,927	100%	

Rates Vacancies Processed by Property Use 2013 - 2016

<i>Property Use</i>	<i>2013</i>	<i>2014</i>	<i>2015</i>	<i>2016</i>	<i>% of 2016</i>
Warehouse	€6,104,142	€6,043,644	€5,499,070	€4,093,431	40%
Offices	€2,990,189	€2,737,610	€2,456,848	€2,097,590	20%
Factory	€1,372,935	€1,728,116	€1,392,131	€1,169,580	11%
Shop	€688,030	€566,181	€543,262	€410,590	4%
Workshop	€522,543	€466,888	€373,278	€253,855	2%
Motor Showroom	€242,725	€268,804	€88,205	€0	0%
Yard	€236,263	€406,010	€449,677	€504,974	5%
Pub	€194,298	€208,887	€268,133	€271,199	3%
Showroom	€106,960	€138,511	€239,621	€51,705	0%
Store	€113,015	€88,510	€110,967	€84,156	1%
Hotel	€148,094	€194,400	€322,303	€274,764	3%
Furnishings	€90,698	€71,682	€34,075	€63,909	1%
Showrooms/Offices	€93,258	€106,858	€89,473	€66,643	1%
Restaurant	€83,624	€54,973	€29,640	€40,221	0%
Other	€1,074,468	€975,826	€1,140,713	€896,540	9%
Total	€14,061,240	€14,056,901	€13,037,397	€10,279,157	100%

Local Property Tax

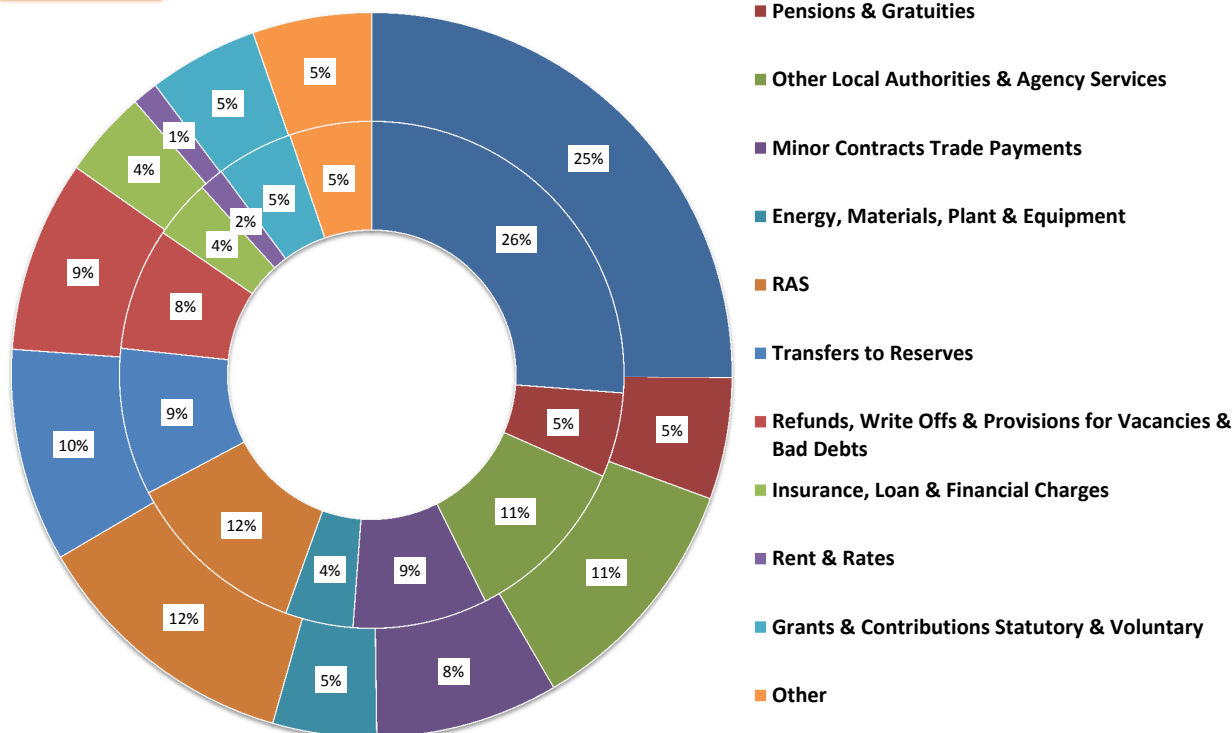
In circular Fin 05/2017 the Minister for Housing, Planning, Community and Local Government assigned a Local Property Tax post equalisation provision of €25,207,473 to South Dublin County Council for 2018. At the Council meeting on 25th September 2017, the Members of South Dublin County Council reduced the basic rate of the Local Property Tax within the administrative area by the maximum of 15%. This variation reduced the 2018 allocation to €20,481,072. The Department of Housing, Planning, Community and Local Government has advised that this will be paid over the course of 2018 and its application, which is set out below:

LPT Allocation

Post 20% equalisation allocation	€25,207,473
Less cost of 15% reduction	<u>-€4,726,401</u>
	€20,481,072
To be allocated as follows:	
(a) Discretionary LPT	€1,575,467
(b) Baseline LPT	€3,856,262
(c) Self-funding Housing & Roads	<u>€15,049,343</u>
	€20,481,072

Sources of Expenditure Comparison with Previous Year

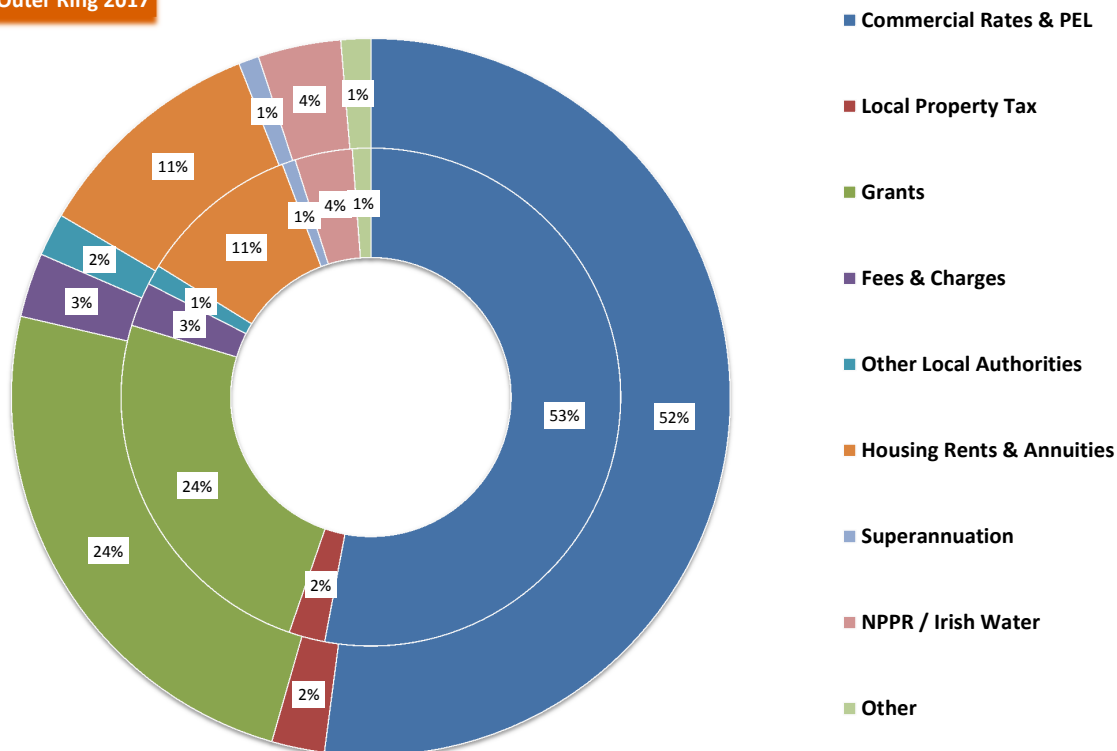
Inner Ring 2018
Outer Ring 2017



Sources of Expenditure	Budget 2018	Budget 2017	2018 %	2017 %
Payroll & Staff Costs	€60,860,900	€57,330,500	26.2%	25.1%
Pensions & Gratuities	€12,523,800	€12,378,100	5.4%	5.4%
Other Local Authorities & Agency Services	€25,539,700	€25,078,000	11.0%	11.0%
Minor Contracts Trade Payments	€20,047,600	€18,699,400	8.6%	8.2%
Energy, Materials, Plant & Equipment	€10,094,400	€10,611,000	4.3%	4.7%
RAS	€27,275,000	€27,720,000	11.7%	12.2%
Transfers to Reserves	€21,911,100	€21,769,700	9.4%	9.5%
Refunds, Write Offs & Provisions for Vacancies & Bad Debts	€18,112,600	€19,529,800	7.8%	8.6%
Insurance, Loan & Financial Charges	€8,771,900	€8,874,400	3.8%	3.9%
Rent & Rates	€3,642,600	€2,626,100	1.6%	1.2%
Grants & Contributions Statutory & Voluntary	€11,406,900	€11,189,900	4.9%	4.9%
Other	€12,244,800	€12,186,000	5.3%	5.3%
Total	€232,431,300	€227,992,900	100%	100%

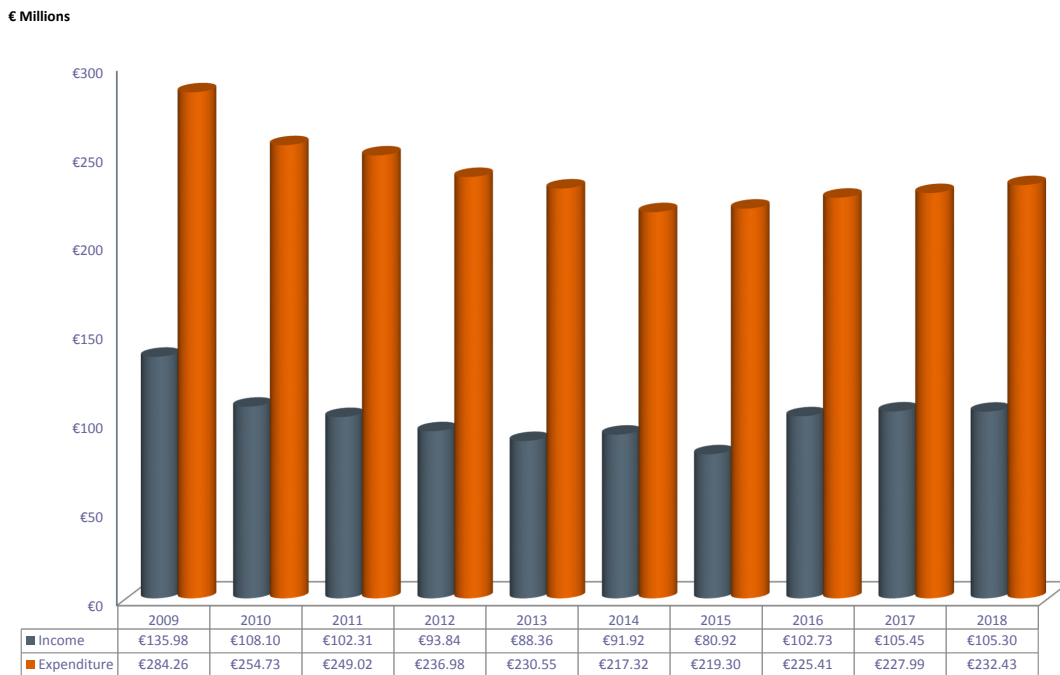
Sources of Income Comparison with Previous Year

Inner Ring 2018
Outer Ring 2017



Sources of Income	Budget 2018	Budget 2017	2018 %	2017 %
Commercial Rates & PEL	€123,099,200	€118,704,400	53.0%	52.1%
Local Property Tax	€5,431,700	€5,425,600	2.3%	2.4%
Grants	€56,653,700	€55,154,100	24.4%	24.2%
Fees & Charges	€6,651,700	€6,605,400	2.8%	2.9%
Other Local Authorities	€3,007,700	€4,408,200	1.3%	1.9%
Housing Rents & Annuities	€24,174,800	€24,058,200	10.4%	10.6%
Superannuation	€2,013,100	€2,090,800	0.9%	0.9%
NPPR / Irish Water	€8,632,400	€8,492,900	3.7%	3.7%
Other	€2,766,900	€3,053,300	1.2%	1.3%
Total	€232,431,200	€227,992,900	100%	100%

DIVISIONAL PREAMBLES
2018



Division A – Housing and Building

A budget totalling €70,738,800 has been allocated to support the provision of housing services in 2018 representing an increase of €2,047,800 over the 2017 revised provision.

Homeless services are delivered by Dublin City Council on behalf of the Dublin Local Authorities through the Dublin Region Homeless Executive. The level of costs for this service is increased to €3,007,300 in 2018 from €2,481,300 in 2017.

The 2018 Annual Service Plan for Housing Services will provide for expenditure of:

- €14,456,300 on the maintenance of 9,224 housing units
- €1,000,000 on boiler maintenance

- €450,000 on boiler servicing
- €180,500 for Estate Management Service minor works
- €30,976,600 on approximately 2,219 RAS, Leasing and Payment & Availability Leased properties
- €1,650,000 on Housing Grants assuming a similar allocation to 2017
- €2,444,900 on the Housing Loans Service - including €906,100 in loan charges and €250,000 in Mortgage Protection Insurance (MPI)
- €1,495,700 on Insurance – including housing stock, Public and Employer Liability
- €300,000 in recoupable costs associated with inspections for compliance with Private Rented

Dwellings standards

- €1,927,600 on Rent Assessment and Debt Management

The main source of income from this Division is rent from the Social Housing Differential Rent Scheme and RAS units. This is projected to generate income of €23,168,000 in 2018.

Division B – Road Transport and Safety

The projected expenditure of €27,604,400 for 2018 compares favourably with the 2017 revised budget allocation of €27,505,700.

The following provisions, which commenced in the 2017 budget are being continued in the 2018 Budget:

- Bridge Inspections and repairs
€120,000
- Road works in Council Housing Estates
€300,000
- Cycle Track Maintenance €150,000

Transport Infrastructure Ireland (TII) are now fully responsible for the National Primary Road Network while the Local Authority retains responsibility for the N81.

It is expected that the centralising of road opening licensing through the Road Management Office (RMO) will take full effect in 2018. Provision has been made in this regard.

Works on the Village Initiative Programme which commenced in 2015 are planned to continue, to date works have been

completed in Palmerstown Village, Limekiln Green, Rathcoole, Belgard Walkway and Rathfarnham. Footpath repairs were completed in Lucan and Tallaght Villages, Newcastle and Saggart.

€500,000 has been allocated to Village Initiative Works in 2018 with further schemes planned in Tallaght, Templeogue and Lucan.

The provision of €750,000 has been provided in 2018 for the LED & Column Upgrade programme. It is anticipated that circa 1,500 lights will be installed by the end of 2017 and a similar number in 2018.

As regards Road Improvement and Sustainable Transport Projects, the following were completed or commenced in 2017:

Tallaght to Templeogue cycle track ,Old Main Road	€3,580,000
Willsbrook Road Phase 3	€860,000
Willsbrook Road Phase 3A	€550,000
Willsbrook Road Phase 3B	€165,000
Grange Road Plaza at St. Endas	€450,000
Green Schools Cluster, Ballyroan	€450,000
Knocklyon Junction	€465,000
N81 Pedestrian Crossings	€150,000

Design Works are also on going on the following projects:

- Dodder Valley Greenway
- Liffey Valley to Tallaght Cycleway
- Lucan Access Study
- Belgard Square North Link Road
- Fortunestown Lane Junction Improvements
- Scholarstown Road Cycleway

National Transport Authority funded projects continue to be dealt with on a multi annual basis through the Capital account.

As part of the Council's objective to utilise best available traffic management technologies to maximise traffic flows, the following additional provisions have also been made in the traffic budget:

- Planned Replacement of Traffic Signals €200,000

Division C – Water Services

The budget provides for a total expenditure of €13,126,400.

South Dublin County Council, operating under a Service Level Agreement (SLA) with Irish Water, continues to provide water and drainage services, as agreed in December 2013. In accordance with the SLA, the Council will agree an Annual Service Plan for 2018 with Irish Water to provide elements of the service associated with water supply and drainage network operations and maintenance.

Provision is made within Division C for those elements of the service being provided at local level on an agency basis under the SLA and, of the budget set out in Division C expenditure, all SLA costs will be recoupable from Irish Water at a value of €8,182,400.

The Water and Sanitary Services related statutory responsibilities that remain with the Council post the establishment of Irish Water include the following:

- Climate Change Adaptation & Mitigation Plans
- Surface Water Drainage
- Flood Management
- River Basin Management
- Major Emergency Management

The expenditure for these functions is €4,643,700 for 2018.

Arising from the Council's Strategy towards Climate Change Action Plans, a programme of Surface Water Minor Capital Works and Flood Alleviation Works will continue in 2018 for which a provision of €435,000 has been made.

The following schemes will be progressed during 2018 subject to funding:

- Poddle Flood Alleviation Scheme
- Whitechurch Stream Flood Alleviation Scheme
- Camac Study

The Eastern Catchment Flood Risk Assessment and Management (CFRAM) study includes the Liffey, Griffeen, Camac and Poddle rivers. The CFRAM report including the options report for the Poddle has been completed and in 2018 South Dublin County Council (SDCC) and Dublin City Council (DCC) will proceed with consultants to bring this scheme to detailed design and construction.

The Dodder Catchment Flood Risk Assessment and Management (CFRAM) has been adopted by the Council and a programme of measures including flood alleviation works on the Whitechurch Stream will progress in 2018.

Division D - Development Management

In overall terms the Forward Planning, Development Management, Planning Enforcement and Building Control budgets remain largely unchanged for 2018.

Costs associated with the Clonburris Strategic Development Zone review which is now at Public Consultation stage has been provided for. Funding has been provided to review Local Area Plans and Studies that are objectives in the County Development Plan. In this regard, a review of the Tallaght LAP is underway.

The Vacant Sites levy has been introduced and a register established. Additional changes announced in the National Budget 2018 will mean that any owner of a vacant site on the register, who does not develop their land in 2018, will pay the 3% levy in 2019 and then become liable to the increased rate of 7% the following year if the property remains undeveloped. There has been significant involvement with the Housing Delivery Office over the course of the year and the provision of statistical data

is ongoing.

Delivery of the development management service, which includes assessment and determination of planning applications and planning enforcement continues. A small increase in the number of applications received to end of September 2017 has been noted compared to the same period last year. Income in respect of fees has decreased as the scale of applications in particular commercial applications is smaller than last year.

Plans are at an advanced stage for a property information portal which will provide a single point of access to information on South Dublin from the perspective of potential new residents to the County.

There has been significant progress with regard to our economic development objectives, supported through the annual budgetary process and our three year Capital Programme. The following are key areas to note:

- Continued high levels of Foreign Direct Investment (FDI) with significant expansion of both existing and new companies expected at Grange Castle Business Park in 2018. This will be supported by pursuing opportunities to expand the park in the coming year
- Commitment to the delivery of the Council's Tourism Strategy continues in 2018 with a further provision of €750,000 to help fund tourism infrastructure attractions
- The successful opening of the Round Tower Visitor Centre in July 2017 will be supported by an enhanced programme of events and marketing for the Centre
- A decision on the proposed Dublin Mountains Visitor Centre is expected

from An Bord Pleanála in early 2018

- A comprehensive marketing campaign in 2018 will build on the launch of tourism brand, “Dublin’s Outdoors”, for the County
- Delivery of the Tourism Signage Strategy will significantly advance in Tallaght, Rathfarnham, Lucan and Clondalkin in 2018
- Regional festivals including Gaelforce Dublin, the Red Line Book Festival and others will be further developed
- The outcomes of studies on the Corkagh Park Cluster and the Liffey Area will inform specific development proposals in both areas in 2018
- Initial conservation, archaeological and stabilisation works to develop the potential of Rathfarnham Castle and its associated outbuildings have been identified for delivery in 2018.
- The Business Support Fund representing approximately 1% of rates income of €1,000,000 has again been provided for in this budget. The Economic Development SPC has recommended specific focus on the following areas under the Business Support Fund:
 - Measures to support development of innovation and enterprise
 - Addressing vacancy in industrial areas
 - Development of additional enterprise space and supports (subject to results of feasibility study to assess requirements)
- The Local Enterprise Office (LEO) will build on its supports for business with specific measures including the Lean programme and other Brexit readiness supports
- Further conservation works to include the pocket park at Grange Castle will proceed in 2018.
- €32,600 towards the work of the Local Community Development Committee
- €45,000 net provision for the operation of Public Participation Networks
- €100,000 seed capital to support LEADER Funding projects
- €55,500 Social Inclusion workplan
- €50,000 provision for Active Age/Age Friendly Initiatives
- €15,000 to support entry into the Pride of Place Project
- €50,000 is allocated to a Home Security Scheme for the Elderly
- €300,000 “Have Your Say” collaborative budgeting

Division E – Environmental Services

This budget provides for total expenditure of €36,571,300 in 2018. The projected costs to operate the main services within this division include:

- €3,339,800 on Landfill Operations and Aftercare and loan charges
- €1,021,500 for the Waste to Energy Facility
- €786,700 for Waste Service Costs including Loans and Regional Contributions
- €9,534,300 for Street Cleaning, Litter Management and Waste Regulations
- €1,329,300 Operation of the Burial Grounds
- €18,801,800 for the Fire Service

The main income sources within this Division are the recoupment of landfill costs mainly from other Local Authorities at €1,280,000, Operation of Waste to Energy facility at Ringsend €900,000, Ballymount Baling Station €652,000 and burial ground charges €700,000.

- The projected expenditure on Landfill Operations includes a contribution of €562,500 to the statutorily required aftercare fund and loan charges €1,040,400 in 2018. As this was a regional landfill the contribution is co-funded by the Dublin Region Local Authorities
- The Fire Service is provided on an agency basis by the Dublin City Fire Service and a provision of €18,801,800 has been made,

which covers payroll/pensions and fire prevention related costs

- The review of operations in the Public Realm Section is ongoing. Dedicated maintenance crews are being assigned to each village/urban area whose functions include daily cleansing, weekly grass cutting, edging of grass margins, trimming of hedgerows, weed control and removal, maintenance of roundabouts and planted areas, cleaning of street furniture, response to graffiti and the maintenance of village/town approach roads

The following has been provided for Public Realm Operations during 2018:

Cleansing/Illegal Dumping	€1,461,500
Street Sweeping	€2,653,000
Village Cleansing	€1,144,900
Estate Cleaning Programme	€1,017,500
Litter Bin Programme	€479,300
Environmental Awareness	€363,000

A provision of €378,500 for direct intervention at derelict sites and on dangerous buildings has been provided. The prioritisation in 2017 was on acquisition of derelict properties to support the Council's Housing Strategy. These activities will continue in 2018 and will include examination of strategic sites located within the county.

The annual action plan (Litter Management Plan 2015 – 2019) focuses on initiatives to combat persistent problems of illegal dumping, littering, graffiti and dog fouling, enhanced education and awareness programmes and increased surveillance and enforcement measures. All these measures are aimed at improving the aesthetic appearance of our county in the interest of improving quality of life and our

economic development potential.

Provision of specific €100,000 for additional Litter Management Initiatives will remain for 2018 in order to continue implementation of initiatives reflected in the annual plan including:

- A new community minor landscaping scheme is being rolled out which will support our communities who work tirelessly to improve their environment by carrying out pro-environmental actions
- Pilot of South Dublin Canvas Project targeting SDCC utility boxes with public art to deter graffiti
- Extending the roll-out of schemes to combat dog fouling
- Extension of mobile CCTV Units to address illegal dumping
- Illegal dumping signage and public awareness campaigns

Division F – Recreation and Amenity

The proposed expenditure of €38,407,900 in Division F Recreation and Amenity Services provides €10,884,700 to operate the Library Service in 2018. This includes an allocation of €830,000 to purchase books and periodicals. A proposed expenditure of €2,005,100 in respect of Arts Programmes detailed below.

Key elements of these budgets include:

Libraries

- Continued upgrade of ICT infrastructure in the Branch Libraries
- Refurbishment and maintenance of

libraries including the Mobile Libraries

- Staging of Library/Cultural events including the continued expansion of the Red Line Book Festival
- Planned programme of Local Studies and Heritage activities and events
- Continued replenishment of book stock including online resources
- Library Development Plan Strategy 2018-2022 roll-out including Right to Read programme; Healthy Ireland initiatives and Work Matters programme

Arts

- €335,000 for support of the Music Generation Programme
- €190,500 for support for children's and youth arts programmes and events including Ruaille Buaille Children's Music Festival
- €64,500 Support of Creative Ireland South Dublin programme
- €45,000 for the Cultural Quarter Development
- €156,000 on Arts grants and Bursary awards
- €277,300 for support for the Civic Theatre and €320,000 for Rua Red Arts Centre

Public Realm

General Maintenance of the Public Realm is projected to cost €16,859,700 The

budget provides for the maintenance and presentation of parks, open spaces, playgrounds and recreational facilities and is allocated as follows:

Grass Cutting Programme	€4,182,600
Tree/Hedge Management Programme	€2,537,400
Public Realm/Parks Management & Operation	€2,174,600
Park Rangers Service	€896,200
Pitch Maintenance	€506,000
Landscaping & Improvement Works	€1,290,500
Weed Control	€313,000
Leisure Facility & Playground Maintenance	€745,500
Playground Provision & Improvement	€250,000

Delivery of the Council's Living with Trees – Tree Management Policy 2015 - 2020 will continue during 2018 with the focus being on tree management on an estate by estate basis. In order to further increase efficiency in planning and delivery of the Council's tree maintenance service, a 3 Year Rolling Programme of tree maintenance was devised for 2017, 2018 and 2019, which was agreed at the Area Committee meetings.

In 2017, 5 new staff were recruited to enable

the formation of a third full-time tree crew. Following consultation with the ESB, contract services will be procured to deal with trees that are located in close proximity or in conflict with overhead electricity wires. Provision has been made in 2018 to enable this.

Additional provision has been made in the 2018 budget for the supply, planting and maintenance of approx. 1,000 trees.

A further provision of €250,000 has been made to fund the landscaping of the N81, for which construction will hopefully commence in late 2017.

The play space programme is due to complete at the end of 2018, provision of €250,000 has been made through a revenue to capital transfer.

The grass-cutting season continues to extend year on year with it now expected to run from February to November. Investment in plant & machinery and staff resources to provide a more effective and efficient service continues. The provision of €200,000 as introduced in 2017 for seasonal crews will continue in 2018.

Provision of €100,000 remains in the 2018 budget for the rolling programme of planned pitch maintenance and improvement (goal mouths and posts).

Community Services

- €120,000 provided for subventions to outside bodies for the operation of Sports and Leisure facilities
- €320,000 provided for Community Development Grants Scheme

- €317,000 provision for festivals and events including summer projects and family days. This also includes a provision for support for Health and Wellbeing initiatives and planned seasonal events such as a Food Festival, St. Patrick's Day, Halloween and Christmas
- €1,943,000 for the operation of Department of Social Protection Community Employment and Jobs Initiative Schemes (formerly FAS) and appropriate income
- €229,900 provided for contributions towards FAI, Leinster Branch IRFU, Leinster Cricket Federation and the GAA/ Dublin County Board Development Officers and Programmes
- €195,500 funding for Sports Partnership and Sports Initiatives/ Programmes (excluding salaries)
- €55,000 funding to support National Physical Activity Plan/Healthy County Initiatives
- €25,000 funding for proposed catering/hospitality programme
- €319,500 provided for the maintenance, support and upkeep of Community Facilities including neighbourhood centres
- €130,000 provided for subventions to outside bodies supporting community access to four Schools Sports Halls including proposed new facility at Adamstown
- €35,700 provision for Community Endeavour Awards

- €250,000 provided for the Community Infrastructure Fund

The Flavours of South Dublin Food Festival took place in June 2017. It was a unique food festival that showcased the very best cuisine from the locality. It aimed to highlight the diversity and vibrancy of the food culture in the county.

The festival brought together wonderful restaurants, eateries and suppliers, with cultural elements and crafts also on display. One of the aims of the Festival was to bring together all the different communities living in South Dublin and celebrate together through food and cultural entertainment including crafts, art etc.

The Architect's report for the Lucan Swimming Pool was presented at the September Council meeting. It is envisaged that tenders will be sought in February 2018 with a view to starting on site in April 2018.

Work on the South Stand at Tallaght Stadium will be completed in 2018 increasing capacity and opening up opportunities to host additional events.

Division G - Agriculture, Education, Health and Welfare

The projected expenditure within Division G in 2018 is €1,701,800.

This includes €1,390,800 on veterinary related services.

- The 2018 projections include expenditure on Food Safety & Standards at €356,600
- €405,300 is provided to carry out functions under the Control of Dogs legislation and €313,100 provided to meet our obligations under

the Control of Horses legislation, corresponding income for veterinary services amounts to €591,800

In recent years new applicants for Higher Education Grants have been administered through Student Universal Support Ireland (SUSI) however, a number of grant applications from the original scheme are still administered by the Council. It is anticipated that the number of original grant applications to be processed will decrease further in 2018. The value of grant awards is recouped from the Department of Education and Skills but the Council bears the cost of administering the scheme

€215,000 provision to continue the school meals programme in 23 schools

€52,500 provided for the contribution towards Educational and Sports Bursaries including additional bursary for Active Aged

Division H – Miscellaneous

Draft Register of Electors 2018/19 is to be published on 01/11/2017. The Register will come into force on 15/02/2018 and will remain in force for all elections and referenda held within the period up to 14/02/2019. The current Register 2017/18 was published on 01/02/2017 with 190,615 electors. Work commenced in 2017 to prepare for the transition to Voter.ie which is a backend IT system for the operation and maintenance of the Register of Electors across the four Dublin local authorities. Once completed Voter.ie further provides the local authority sector with an opportunity to provide an improved level of service to the public and to streamline back office processes.

The Council owns and maintains a fleet of vehicles and machinery in order to provide

its broad range of services. This fleet is maintained by the Council's Mechanical Section.

The fleet comprises 310 vehicles: 17 trucks, 43 vans, 9 jeeps, 19 4WD utility vehicles, 50 pickups, 37 tractors, 73 ride-on mowers, 10 winter gritting vehicles and the balance being made up of ancillary plant, e.g. wood-chippers, pedestrian sweepers and tractor trailers.

Each department using the fleet is charged for the use of their vehicles as well as providing for future replacement of the vehicles. These charges are paid in the form of daily hire rates, which are billed monthly by the Mechanical Section.

The total Machinery Yard budget for 2018 is €3,681,400.

Of this, €1,174,000 is budgeted for updating and modernising the Council's fleet in order to maintain operational efficiency and reliability, which is the same amount spent on vehicle replacements in 2017.

In 2018, the Council will pilot the use of three electric vehicles.

South Dublin County Council
Comhairle Contae Átha Cliath Theas

ADOPTED
Statutory Budget
2018

It should be noted that, because of the level of detail involved in the apportionment of Service Support Costs, rounding issues may be a feature in some of the tables. These have no material affect and do not impact on the overall budget figures.

TABLE A - CALCULATION OF ANNUAL RATE ON VALUATION FOR THE FINANCIAL YEAR 2018

South Dublin County Council

Summary by Service Division	Expenditure €	Income €	Budget Net Expenditure 2018 €	%	Estimated Net Outturn 2017 Net Expenditure €	%
Gross Revenue Expenditure and Income						
A Housing and Building	70,793,800	62,539,900	8,253,900	6.5%	7,071,200	5.8%
B Road Transport & Safety	27,604,400	5,222,400	22,382,000	17.6%	22,452,800	18.3%
C Water Services	13,126,400	9,030,300	4,096,100	3.2%	2,840,800	2.3%
D Development Management	19,521,300	6,498,800	13,022,500	10.2%	14,159,300	11.6%
E Environmental Services	36,571,300	5,510,500	31,060,800	24.4%	33,362,300	27.2%
F Recreation and Amenity	38,407,900	4,829,300	33,578,600	26.4%	32,468,200	26.5%
G Agriculture, Education, Health & Welfare	1,701,800	684,200	1,017,600	0.8%	979,900	0.8%
H Miscellaneous Services	24,704,400	10,984,800	13,719,600	10.8%	9,243,000	7.5%
	232,431,300	105,300,200	127,131,100	100.0%	122,577,500	100.0%
Provision for Debit Balance			-		-	
ADJUSTED GROSS EXPENDITURE AND INCOME			127,131,100		122,577,500	
Provision for Credit Balance			-		-	
Local Property Tax *			5,431,700		-	
Pension Related Deduction			-		-	
SUB - TOTAL			5,431,700		-	
NET AMOUNT OF RATES TO BE LEVIED			121,699,400			
Value of Base Year Adjustment			-			
AMOUNT OF RATES TO BE LEVIED (GROSS of BYA)			121,699,400			
NET EFFECTIVE VALUATION			445,784,434			
GENERAL ANNUAL RATE ON VALUATION			.273			

* Represents Discretionary Local Property Tax (Local Property Tax allocation less Self-Funding). See Appendix 2 for details of full LPT allocation

Table B: Expenditure and Income for 2018 and Estimated Outturn for 2017

	2018				2017			
	Expenditure		Income		Expenditure		Income	
	Adopted by Council €	Estimated by Chief Executive €	Adopted by Council €	Estimated by Chief Executive €	Adopted by Council €	Estimated Outturn €	Adopted by Council €	Estimated Outturn €
A Housing and Building								
A01 Maintenance & Improvement of LA Housing Units	14,456,300	14,456,300	21,036,500	21,036,500	14,260,200	14,797,800	20,557,600	20,970,900
A02 Housing Assessment, Allocation and Transfer	-	-	-	-	-	-	-	-
A03 Housing Rent and Tenant Purchase Administration	1,927,600	1,927,600	51,400	51,400	1,906,900	2,034,100	71,500	65,700
A04 Housing Community Development Support	5,603,700	5,603,700	110,700	110,700	4,584,300	5,001,800	143,800	121,200
A05 Administration of Homeless Service	3,408,200	3,353,200	343,400	343,400	2,908,300	2,800,000	354,200	348,800
A06 Support to Housing Capital & Affordable Prog	9,071,300	9,071,300	6,694,600	6,694,600	8,443,200	8,671,500	7,139,300	6,689,800
A07 RAS and Leasing Programme	30,976,600	30,976,600	30,976,200	30,976,200	30,987,900	29,859,400	31,613,200	29,859,400
A08 Housing Loans	2,444,900	2,444,900	1,375,800	1,375,800	2,424,100	2,315,300	1,890,900	1,430,700
A09 Housing Grants	2,122,600	2,122,600	1,331,500	1,331,500	2,221,700	2,108,200	1,341,800	1,273,100
A11 Agency & Recoupable Services	473,000	473,000	310,200	310,200	599,400	561,600	322,500	318,900
A12 HAP Programme	309,600	309,600	309,600	309,600	393,000	277,000	100,000	277,000
A Division Total	70,793,800	70,738,800	62,539,900	62,539,900	68,729,000	68,426,700	63,534,800	61,355,500

Table B: Expenditure and Income for 2018 and Estimated Outturn for 2017

	2018				2017			
	Expenditure		Income		Expenditure		Income	
	Adopted by Council €	Estimated by Chief Executive €	Adopted by Council €	Estimated by Chief Executive €	Adopted by Council €	Estimated Outturn €	Adopted by Council €	Estimated Outturn €
B Division and Services								
B Road Transport & Safety								
B01 NP Road - Maintenance and Improvement	-	-	-	-	-	-	-	-
B02 NS Road - Maintenance and Improvement	104,600	104,600	62,700	62,700	159,300	138,300	67,000	82,800
B03 Regional Road - Maintenance and Improvement	2,727,500	2,727,500	47,000	47,000	2,636,100	2,756,200	82,300	69,300
B04 Local Road - Maintenance and Improvement	12,317,800	12,317,800	3,045,800	3,045,800	12,052,800	11,893,500	3,120,500	3,080,100
B05 Public Lighting	4,641,500	4,641,500	659,100	659,100	4,838,800	4,874,800	609,400	607,800
B06 Traffic Management Improvement	2,621,200	2,621,200	137,500	137,500	2,581,800	2,540,400	82,400	87,500
B07 Road Safety Engineering Improvement	1,870,000	1,870,000	71,500	71,500	1,736,100	1,944,400	99,100	148,800
B08 Road Safety Promotion & Education	1,640,300	1,640,300	52,800	52,800	2,065,100	1,840,600	94,200	79,400
B09 Maintenance & Management of Car Parking	479,800	479,800	691,500	691,500	478,500	478,200	670,000	690,300
B10 Support to Roads Capital Prog	1,086,700	1,086,700	27,000	27,000	986,100	1,024,200	55,300	46,600
B11 Agency & Recoupable Services	115,000	115,000	427,500	427,500	15,100	15,100	157,000	160,300
B Division Total	27,604,400	27,604,400	5,222,400	5,222,400	27,549,700	27,505,700	5,037,200	5,052,900

Table B: Expenditure and Income for 2018 and Estimated Outturn for 2017

Division and Services	2018				2017			
	Expenditure		Income		Expenditure		Income	
	Adopted by Council €	Estimated by Chief Executive €	Adopted by Council €	Estimated by Chief Executive €	Adopted by Council €	Estimated Outturn €	Adopted by Council €	Estimated Outturn €
C Water Services								
C01 Water Supply	4,299,600	4,299,600	4,299,700	4,299,700	4,130,500	4,165,900	4,130,400	4,165,900
C02 Waste Water Treatment	3,367,200	3,367,200	3,367,200	3,367,200	3,383,400	3,326,900	3,383,400	3,326,800
C03 Collection of Water and Waste Water Charges	195,700	195,700	195,700	195,700	462,300	303,100	462,400	303,300
C04 Public Conveniences	-	-	-	-	-	-	-	-
C05 Admin of Group and Private Installations	-	-	-	-	-	-	-	-
C06 Support to Water Capital Programme	620,200	620,200	620,100	620,100	519,600	524,500	519,600	524,600
C07 Agency & Recoupable Services	-	-	-	-	-	-	-	-
C08 Local Authority Water and Sanitary Services	4,643,700	4,643,700	547,600	547,600	3,002,000	3,407,000	559,900	566,000
C Division Total	13,126,400	13,126,400	9,030,300	9,030,300	11,497,800	11,727,400	9,055,700	8,886,600

Table B: Expenditure and Income for 2018 and Estimated Outturn for 2017

	2018				2017			
	Expenditure		Income		Expenditure		Income	
	Adopted by Council €	Estimated by Chief Executive €	Adopted by Council €	Estimated by Chief Executive €	Adopted by Council €	Estimated Outturn €	Adopted by Council €	Estimated Outturn €
D Division and Services								
D Development Management								
D01 Forward Planning	3,078,900	3,078,900	81,500	81,500	3,177,600	3,209,700	156,300	119,000
D02 Development Management	3,114,600	3,114,600	1,086,800	1,086,800	3,132,400	3,014,600	1,187,400	1,010,200
D03 Enforcement	801,500	801,500	42,700	42,700	879,700	774,200	68,100	52,100
D04 Industrial and Commercial Facilities	1,268,900	1,268,900	153,200	153,200	1,203,800	1,206,200	132,500	156,300
D05 Tourism Development and Promotion	1,388,000	1,388,000	59,200	59,200	1,722,600	2,188,000	68,800	93,100
D06 Community and Enterprise Function	3,643,600	3,608,600	2,404,600	2,404,600	3,596,000	3,611,800	2,313,100	2,372,100
D07 Unfinished Housing Estates	-	-	-	-	-	-	-	-
D08 Building Control	859,300	859,300	186,200	186,200	569,100	840,400	129,500	192,400
D09 Economic Development and Promotion	3,274,900	3,294,900	1,414,500	1,414,500	3,447,600	3,750,600	1,217,900	1,431,800
D10 Property Management	1,885,300	1,885,300	997,700	997,700	1,836,300	1,896,900	1,090,300	1,015,100
D11 Heritage and Conservation Services	196,300	196,300	72,400	72,400	131,700	169,000	71,400	70,000
D12 Agency & Recoupable Services	10,000	10,000	-	-	20,000	10,000	-	-
D Division Total	19,521,300	19,506,300	6,498,800	6,498,800	19,716,800	20,671,400	6,435,300	6,512,100

Table B: Expenditure and Income for 2018 and Estimated Outturn for 2017

	2018				2017			
	Expenditure		Income		Expenditure		Income	
	Adopted by Council €	Estimated by Chief Executive €	Adopted by Council €	Estimated by Chief Executive €	Adopted by Council €	Estimated Outturn €	Adopted by Council €	Estimated Outturn €
E Division and Services								
E Environmental Services								
E01 Landfill Operation & Aftercare	3,339,800	3,339,800	1,842,100	1,842,100	6,300,500	6,075,400	3,661,900	3,619,300
E02 Recovery and Recycling Facilities Operations	593,100	593,100	223,600	223,600	790,200	639,000	297,300	224,000
E03 Waste to Energy Facilities Operations	1,021,500	1,021,500	900,000	900,000	1,043,700	1,021,200	-	-
E04 Provision of Waste to Collection Services	786,700	786,700	745,700	745,700	927,600	872,100	768,300	782,800
E05 Litter Management	1,906,300	1,906,300	160,200	160,200	1,769,300	1,788,100	164,000	178,600
E06 Street Cleaning	6,768,100	6,768,100	164,200	164,200	6,914,800	6,857,000	244,900	206,300
E07 Waste Regulations, Monitoring and Enforcement	859,900	859,900	317,100	317,100	1,072,300	939,900	342,100	351,100
E08 Waste Management Planning	-	-	-	-	-	-	-	-
E09 Maintenance of Burial Grounds	1,329,300	1,329,300	737,600	737,600	1,317,600	1,398,100	754,200	745,700
E10 Safety of Structures and Places	802,600	802,600	19,400	19,400	750,100	752,600	38,400	62,700
E11 Operation of Fire Service	18,801,800	18,801,800	400,000	400,000	18,826,200	19,401,100	400,000	570,000
E12 Fire Prevention	-	-	-	-	-	-	-	-
E13 Water Quality, Air and Noise Pollution	362,200	362,200	600	600	458,100	362,900	5,500	4,600
E14 Agency & Recoupable Services	-	-	-	-	-	-	-	-
E15 Climate Change and Flooding	-	-	-	-	-	-	-	-
E Division Total	36,571,300	36,571,300	5,510,500	5,510,500	40,170,400	40,107,400	6,676,600	6,745,100

Table B: Expenditure and Income for 2018 and Estimated Outturn for 2017									
	2018					2017			
	Expenditure		Income		Estimated by Chief Executive €	Expenditure		Income	
	Adopted by Council €	Estimated by Chief Executive €	Adopted by Council €	Estimated by Chief Executive €		Adopted by Council €	Estimated Outturn €	Adopted by Council €	Estimated Outturn €
G Division and Services									
G Agriculture, Education, Health & Welfare									
G01 Land Drainage Costs	-	-	-	-	-	-	-	-	-
G02 Operation and Maintenance of Piers and Harbours	-	-	-	-	-	-	-	-	-
G03 Coastal Protection	-	-	-	-	-	-	-	-	-
G04 Veterinary Service	1,390,800	1,390,800	591,800	591,800	1,252,000	1,282,000	605,200	598,700	
G05 Educational Support Services	311,000	311,000	92,400	92,400	580,300	406,400	222,400	109,800	
G06 Agency & Recoupable Services	-	-	-	-	-	-	-	-	-
G Division Total	1,701,800	1,701,800	684,200	684,200	1,832,300	1,688,400	827,600	708,500	

Table B: Expenditure and Income for 2018 and Estimated Outturn for 2017

Division and Services	2018				2017			
	Expenditure		Income		Expenditure		Income	
	Adopted by Council €	Estimated by Chief Executive €	Adopted by Council €	Estimated by Chief Executive €	Adopted by Council €	Estimated Outturn €	Adopted by Council €	Estimated Outturn €
H Miscellaneous Services								
H01 Profit & Loss Machinery Account	40,800	40,800	47,400	47,400	31,000	(12,300)	42,100	60,500
H02 Profit & Loss Stores Account	-	-	-	-	-	-	-	-
H03 Administration of Rates	22,670,900	22,670,900	8,308,400	8,308,400	20,187,800	20,521,500	8,051,000	10,414,000
H04 Franchise Costs	425,700	425,700	4,500	4,500	362,100	334,900	11,500	9,700
H05 Operation of Morgue and Coroner Expenses	156,900	156,900	-	-	360,500	360,500	-	-
H06 Weighbridges	-	-	-	-	-	-	-	-
H07 Operation of Markets and Casual Trading	-	-	30,000	30,000	-	-	-	30,000
H08 Malicious Damage	-	-	-	-	67,600	38,400	29,600	-
H09 Local Representation & Civic Leadership	1,393,300	1,463,300	-	-	1,216,900	1,312,300	-	-
H10 Motor Taxation	-	-	-	-	-	-	-	-
H11 Agency & Recoupable Services	16,800	16,800	2,594,500	2,594,500	12,000	17,000	914,500	2,815,100
H Division Total	24,704,400	24,774,400	10,984,800	10,984,800	22,237,900	22,572,300	9,048,700	13,329,300
Overall Total	232,431,300	232,431,300	105,300,200	105,300,200	227,992,900	230,128,600	105,448,400	107,551,100

Table D**ANALYSIS OF BUDGET 2018 INCOME FROM GOODS AND SERVICES**

	2018	2017
Source of Income	€	€
Rents from houses	23,168,000	22,580,000
Housing Loans Interest & Charges	1,006,800	1,478,200
Parking Fines & Charges	721,500	719,000
Irish Water	8,182,400	8,042,900
Planning Fees	1,160,000	1,149,100
Sale/leasing of other property/Industrial Sites	1,655,500	1,677,700
Domestic Refuse Charges	-	-
Commercial Refuse Charges	-	-
Landfill Charges	-	-
Fire Charges	400,000	400,000
Recreation/Amenity/Culture	341,300	319,300
Library Fees/Fines	150,000	160,000
Agency Services & Repayable Works	91,000	90,000
Local Authority Contributions	3,007,700	4,408,200
Superannuation	2,013,100	2,090,800
NPPR	450,000	450,000
Other income	6,299,200	6,729,100
Total Goods and Services	48,646,500	50,294,300

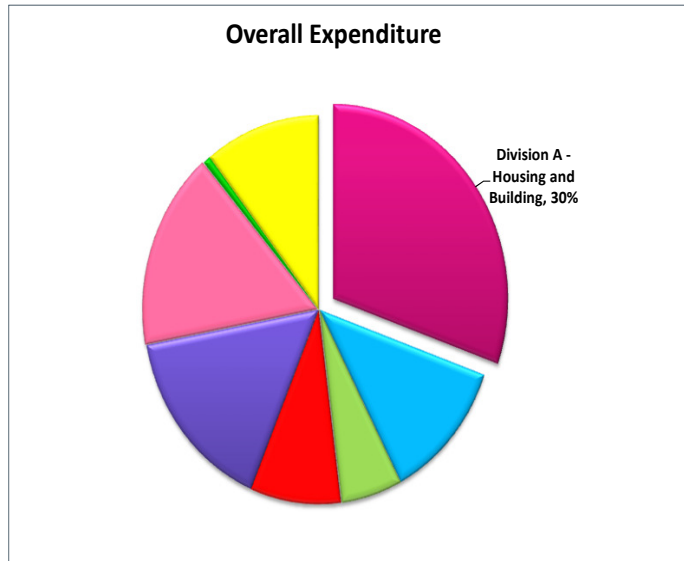
Table E

ANALYSIS OF BUDGET 2018 INCOME FROM GRANTS, SUBSIDIES, & LPT

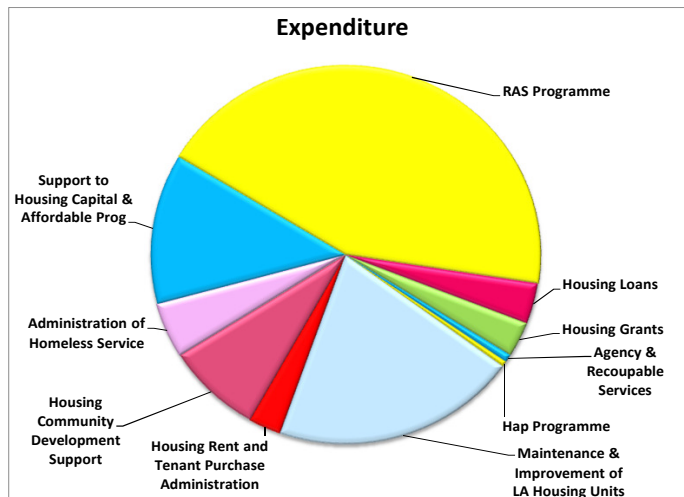
	2018	2017
	€	€
Department of Environment, Community and Local Government		
Housing & Building	36,754,300	37,763,000
Road Transport & Safety	2,886,900	2,886,900
Water Services	499,200	534,800
Development Management	2,435,800	2,344,600
Environmental Services	186,100	175,500
Recreation & Amenity	-	-
Agriculture, Food & the Marine	-	-
Miscellaneous Services	8,502,500	6,392,500
LPT Self Funding	-	-
Sub-total	51,264,800	50,097,300
Other Departments and Bodies		
TII Transport Infrastructure Ireland	700,000	647,400
Arts, Heritage & Gaeltacht	64,500	-
DTO	-	-
Social Protection	-	-
Defence	-	-
Education & Skills	2,300	125,000
Library Council	124,600	124,600
Arts Council	45,000	44,000
Transport, Tourism & Sport	-	-
Justice & Equality	-	29,600
Agriculture, Food & The Marine	-	-
Non Dept HFA & BMW	-	-
Jobs, Enterprise, & Innovation	1,189,200	1,064,700
Other Grants & Subsidies	3,263,300	3,021,500
Sub-total	5,388,900	5,056,800
Total Grants and Subsidies	56,653,700	55,154,100

Division A - Housing and Building

Division	Amount	%
Division A - Housing and Building	70,738,800	30%
Division B - Road Transport & Safety	27,604,400	12%
Division C - Water Services	13,126,400	6%
Division D - Development Management	19,506,300	8%
Division E - Environmental Services	36,571,300	16%
Division F - Recreation and Amenity	38,407,900	17%
Division G - Agriculture, Education, Health & Welfare	1,701,800	1%
Division H - Miscellaneous Services	24,774,400	11%
Grand Total	232,431,300	100%



How the Division is Spent	Amount	%
Maintenance & Improvement of LA Housing Units	14,456,300	20%
Housing Rent and Tenant Purchase Administration	1,927,600	3%
Housing Community Development Support	5,603,700	8%
Administration of Homeless Service	3,353,200	5%
Support to Housing Capital & Affordable Prog	9,071,300	13%
RAS Programme	30,976,600	44%
Housing Loans	2,444,900	3%
Housing Grants	2,122,600	3%
Agency & Recoupable Services	473,000	1%
Hap Programme	309,600	0%
Grand Total	70,738,800	100%



How the Division is Funded	Amount	%
Grants DoHPC&LG	36,754,300	52%
Superannuation	386,400	1%
Housing Loans Interest & Charges	1,006,800	1%
Housing Rent	23,168,000	33%
Miscellaneous Inc - Goods & Services	904,400	1%
Local Authority Contributions	320,000	0%
Rates & Discretionary LPT	8,198,900	12%
Grand Total	70,738,800	100%

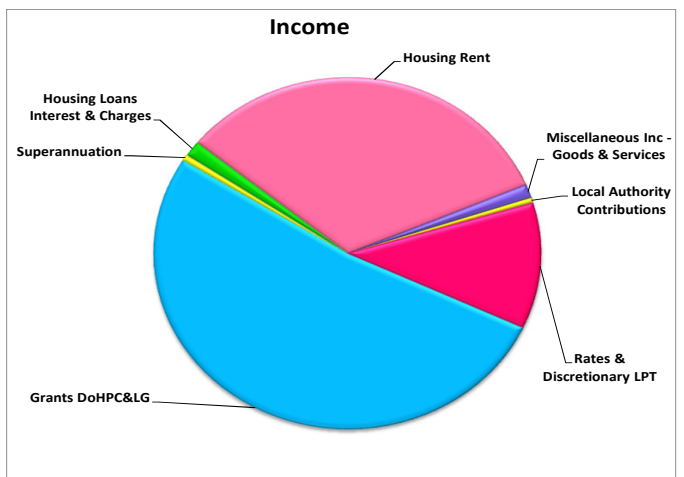


Table B: Expenditure and Income for 2018 and Estimated Outturn for 2017											
	2018						2017				
	Expenditure			Income			Expenditure		Income		
	Adopted by Council €	Estimated by Chief Executive €	Adopted by Council €	Estimated by Chief Executive €	Adopted by Council €	Estimated by Chief Executive €	Adopted by Council €	Estimated Outturn €	Adopted by Council €	Estimated Outturn €	Estimated Outturn €
A	Division and Services										
A	Housing and Building										
A01	14,456,300	14,456,300	21,036,500	21,036,500	14,260,200	14,797,800	20,557,600	20,970,900			
A02	-	-	-	-	-	-	-	-			
A03	1,927,600	1,927,600	51,400	51,400	1,906,900	2,034,100	71,500	65,700			
A04	5,603,700	5,603,700	110,700	110,700	4,584,300	5,001,800	143,800	121,200			
A05	3,408,200	3,353,200	343,400	343,400	2,908,300	2,800,000	354,200	348,800			
A06	9,071,300	9,071,300	6,694,600	6,694,600	8,443,200	8,671,500	7,139,300	6,689,800			
A07	30,976,600	30,976,600	30,976,200	30,976,200	30,987,900	29,859,400	31,613,200	29,859,400			
A08	2,444,900	2,444,900	1,375,800	1,375,800	2,424,100	2,315,300	1,890,900	1,430,700			
A09	2,122,600	2,122,600	1,331,500	1,331,500	2,221,700	2,108,200	1,341,800	1,273,100			
A11	473,000	473,000	310,200	310,200	599,400	561,600	322,500	318,900			
A12	309,600	309,600	309,600	309,600	393,000	277,000	100,000	277,000			
A	70,793,800	70,738,800	62,539,900	62,539,900	68,729,000	68,426,700	63,534,800	61,355,500			

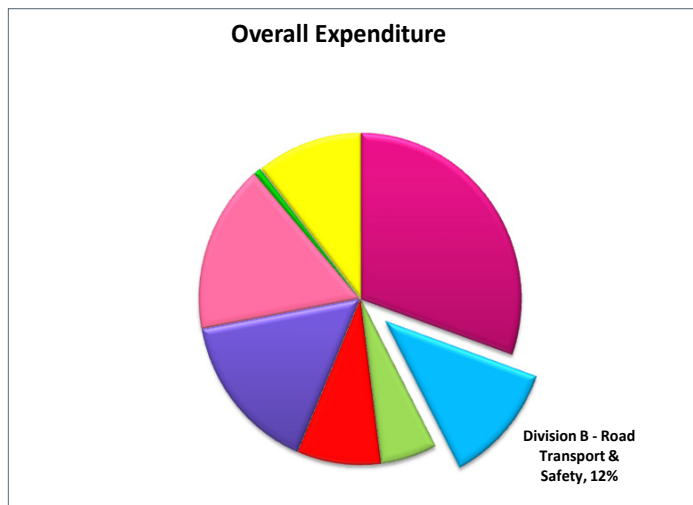
Table F - Expenditure				
Division A - Housing and Building				
Expenditure by Service and Sub-Service	2018		2017	
	Adopted by Council	Estimated by Chief Executive	Adopted by Council	Estimated Outturn
	€	€	€	€
A0101 Maintenance of LA Housing Units	10,541,200	10,541,200	10,285,900	10,833,000
A0102 Maintenance of Traveller Accommodation Units	487,700	487,700	514,000	486,000
A0103 Traveller Accommodation Management	1,153,500	1,153,500	1,229,800	1,216,300
A0104 Estate Maintenance	-	-	-	-
A0199 Service Support Costs	2,273,900	2,273,900	2,230,500	2,262,500
A01 Maintenance & Improvement of LA Housing Units	14,456,300	14,456,300	14,260,200	14,797,800
A0201 Assessment of Housing Needs, Allocs. & Trans.	-	-	-	-
A0299 Service Support Costs	-	-	-	-
A02 Housing Assessment, Allocation and Transfer	-	-	-	-
A0301 Debt Management & Rent Assessment	1,165,900	1,165,900	1,177,300	1,291,100
A0399 Service Support Costs	761,700	761,700	729,600	743,000
A03 Housing Rent and Tenant Purchase Administration	1,927,600	1,927,600	1,906,900	2,034,100
A0401 Housing Estate Management	3,188,800	3,188,800	2,478,600	2,874,000
A0402 Tenancy Management	727,200	727,200	685,000	680,600
A0403 Social and Community Housing Service	-	-	-	-
A0499 Service Support Costs	1,687,700	1,687,700	1,420,700	1,447,200
A04 Housing Community Development Support	5,603,700	5,603,700	4,584,300	5,001,800
A0501 Homeless Grants Other Bodies	3,062,300	3,007,300	2,596,000	2,481,300
A0502 Homeless Service	-	-	-	-
A0599 Service Support Costs	345,900	345,900	312,300	318,700
A05 Administration of Homeless Service	3,408,200	3,353,200	2,908,300	2,800,000
A0601 Technical and Administrative Support	1,670,600	1,670,600	1,169,000	1,568,800
A0602 Loan Charges	6,165,900	6,165,900	6,304,400	6,121,100
A0699 Service Support Costs	1,234,800	1,234,800	969,800	981,600
A06 Support to Housing Capital & Affordable Prog	9,071,300	9,071,300	8,443,200	8,671,500
A0701 RAS Operations	20,590,100	20,590,100	20,021,600	19,599,500
A0702 Long Term Leasing	4,776,600	4,776,600	5,834,500	4,691,100
A0703 Payment & Availability	4,450,000	4,450,000	3,900,000	4,420,800
A0704 Affordable Leases	725,000	725,000	812,200	723,700
A0799 Service Support Costs	434,900	434,900	419,600	424,300
A07 RAS and Leasing Programme	30,976,600	30,976,600	30,987,900	29,859,400

Table F - Expenditure				
Division A - Housing and Building				
Expenditure by Service and Sub-Service	2018		2017	
	Adopted by Council	Estimated by Chief Executive	Adopted by Council	Estimated Outturn
	€	€	€	€
A0801 Loan Interest and Other Charges	2,136,500	2,136,500	2,123,900	2,010,000
A0802 Debt Management Housing Loans	-	-	-	-
A0899 Service Support Costs	308,400	308,400	300,200	305,300
A08 Housing Loans	2,444,900	2,444,900	2,424,100	2,315,300
A0901 Housing & Adapatation Grant Scheme	1,573,800	1,573,800	1,483,400	1,483,300
A0902 Loan Charges DPG/ERG	80,100	80,100	141,300	141,300
A0903 Essential Repair Grants	50,000	50,000	112,300	50,000
A0904 Other Housing Grant Payments	-	-	-	-
A0905 Mobility Aids Housing Grants	240,000	240,000	289,400	235,000
A0999 Service Support Costs	178,700	178,700	195,300	198,600
A09 Housing Grants	2,122,600	2,122,600	2,221,700	2,108,200
A1101 Agency & Recoupable Service	337,200	337,200	373,400	331,800
A1199 Service Support Costs	135,800	135,800	226,000	229,800
A11 Agency & Recoupable Services	473,000	473,000	599,400	561,600
A1201 HAP	173,400	173,400	299,800	177,000
A1202 HAP Agency Services	-	-	-	-
A1299 HAP Service Support Costs	136,200	136,200	93,200	100,000
A12 HAP Programme	309,600	309,600	393,000	277,000
A Division Total	70,793,800	70,738,800	68,728,900	68,426,700

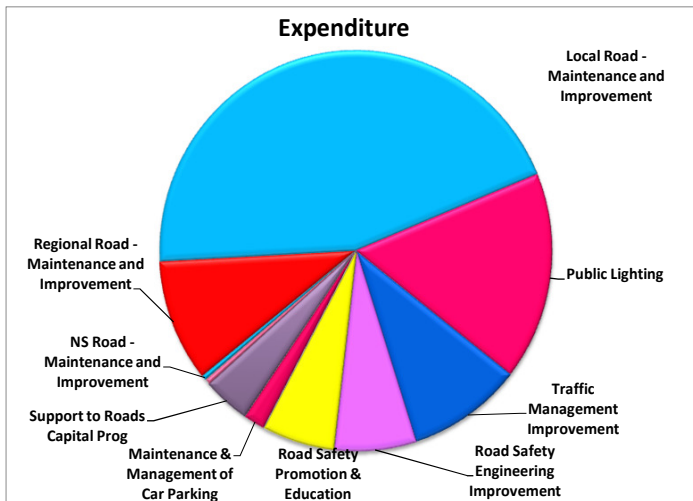
Table F - Income				
Division A - Housing and Building				
Income by Source	2018		2017	
	Adopted by Council	Estimated by Chief Executive	Adopted by Council	Estimated Outturn
	€	€	€	€
Government Grants, Subsidies, & LPT				
Environment, Community & Local Government	36,754,300	36,754,300	37,763,000	35,520,000
Other Grants & Subsidies	-	-	-	-
LPT Self Funding	-	-	-	-
Total Government Grants, Subsidies, & LPT	36,754,300	36,754,300	37,763,000	35,520,000
Goods & Services				
Rents from houses	23,168,000	23,168,000	22,580,000	23,070,000
Housing Loans Interest & Charges	1,006,800	1,006,800	1,478,200	1,046,200
Agency Services & Repayable Works	-	-	-	-
Superannuation	386,400	386,400	403,800	426,800
Local Authority Contributions	320,000	320,000	320,000	320,000
Other income	904,400	904,400	989,800	972,500
Total Goods & Services	25,785,600	25,785,600	25,771,800	25,835,500
Division 'A' Total	62,539,900	62,539,900	63,534,800	61,355,500

Division B - Road Transport & Safety

Division	Amount	%
Division A - Housing and Building	70,738,800	30%
Division B - Road Transport & Safety	27,604,400	12%
Division C - Water Services	13,126,400	6%
Division D - Development Management	19,506,300	8%
Division E - Environmental Services	36,571,300	16%
Division F - Recreation and Amenity	38,407,900	17%
Division G - Agriculture, Education, Health & Welfare	1,701,800	1%
Division H - Miscellaneous Services	24,774,400	11%
Grand Total	232,431,300	100%



How the Division is Spent	Amount	%
NP Road - Maintenance and Improvement	0	0%
NS Road - Maintenance and Improvement	104,600	0%
Regional Road - Maintenance and Improvement	2,727,500	10%
Local Road - Maintenance and Improvement	12,317,800	45%
Public Lighting	4,641,500	17%
Traffic Management Improvement	2,621,200	9%
Road Safety Engineering Improvement	1,870,000	7%
Road Safety Promotion & Education	1,640,300	6%
Maintenance & Management of Car Parking	479,800	2%
Support to Roads Capital Prog	1,086,700	4%
Agency & Recoupable Services	115,000	0%
Grand Total	27,604,400	100%



How the Division is Funded	Amount	%
Superannuation	274,800	1%
TII Transport Infrastructure Ireland	700,000	3%
Parking Fees/Charges	691,500	3%
Miscellaneous Inc - Goods & Services	669,200	2%
Grants DoHPC&LG	2,886,900	10%
Rates & Discretionary LPT	22,382,000	81%
Grand Total	27,604,400	100%

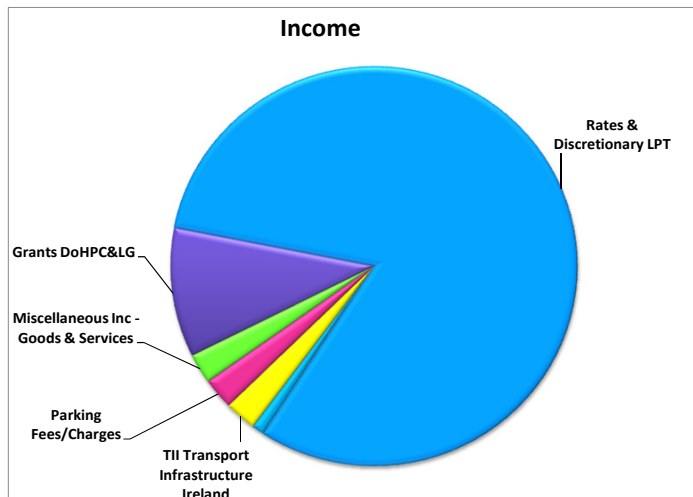


Table B: Expenditure and Income for 2018 and Estimated Outturn for 2017									
	2018					2017			
	Expenditure		Income			Expenditure		Income	
	Adopted by Council €	Estimated by Chief Executive €	Adopted by Council €	Estimated by Chief Executive €	Adopted by Council €	Estimated Outturn €	Adopted by Council €	Estimated Outturn €	
B Road Transport & Safety									
B01 NP Road - Maintenance and Improvement	-	-	-	-	-	-	-	-	-
B02 NS Road - Maintenance and Improvement	104,600	104,600	62,700	62,700	159,300	138,300	67,000	82,800	
B03 Regional Road - Maintenance and Improvement	2,727,500	2,727,500	47,000	47,000	2,636,100	2,756,200	82,300	69,300	
B04 Local Road - Maintenance and Improvement	12,317,800	12,317,800	3,045,800	3,045,800	12,052,800	11,893,500	3,120,500	3,080,100	
B05 Public Lighting	4,641,500	4,641,500	659,100	659,100	4,838,800	4,874,800	609,400	607,800	
B06 Traffic Management Improvement	2,621,200	2,621,200	137,500	137,500	2,581,800	2,540,400	82,400	87,500	
B07 Road Safety Engineering Improvement	1,870,000	1,870,000	71,500	71,500	1,736,100	1,944,400	99,100	148,800	
B08 Road Safety Promotion & Education	1,640,300	1,640,300	52,800	52,800	2,065,100	1,840,600	94,200	79,400	
B09 Maintenance & Management of Car Parking	479,800	479,800	691,500	691,500	478,500	478,200	670,000	690,300	
B10 Support to Roads Capital Prog	1,086,700	1,086,700	27,000	27,000	986,100	1,024,200	55,300	46,600	
B11 Agency & Recoupable Services	115,000	115,000	427,500	427,500	15,100	15,100	157,000	160,300	
B Division Total	27,604,400	27,604,400	5,222,400	5,222,400	27,549,700	27,505,700	5,037,200	5,052,900	

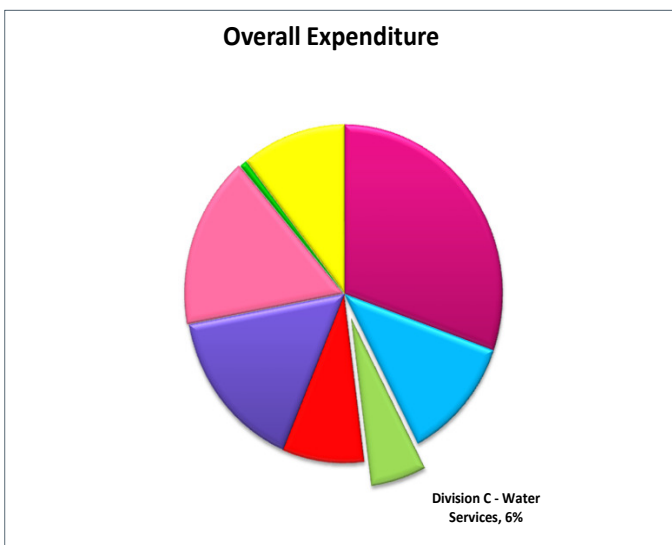
Table F - Expenditure				
Division B - Road Transport & Safety				
Expenditure by Service and Sub-Service	2018		2017	
	Adopted by Council €	Estimated by Chief Executive €	Adopted by Council €	Estimated Outturn €
B0101 NP - Surface Dressing	-	-	-	-
B0102 NP - Pavement Overlay/Reconstruction	-	-	-	-
B0103 NP - Winter Maintenance	-	-	-	-
B0104 NP - Bridge Maintenance (Eirspan)	-	-	-	-
B0105 NP - General Maintenance	-	-	-	-
B0106 NP - General Improvements Works	-	-	-	-
B0199 Service Support Costs	-	-	-	-
B01 NP Road - Maintenance and Improvement	-	-	-	-
B0201 NS - Surface Dressing	-	-	-	-
B0202 NS - Overlay/Reconstruction	-	-	-	-
B0203 NS - Overlay/Reconstruction – Urban	-	-	-	-
B0204 NS - Winter Maintenance	29,300	29,300	33,900	41,400
B0205 NS - Bridge Maintenance (Eirspan)	-	-	-	-
B0206 NS - General Maintenance - Urban	55,900	55,900	87,100	57,600
B0207 NS - General Improvement Works	-	-	-	-
B0299 Service Support Costs	19,400	19,400	38,300	39,300
B02 NS Road - Maintenance and Improvement	104,600	104,600	159,300	138,300
B0301 Regional Roads Surface Dressing	-	-	-	-
B0302 Reg Rd Surface Rest/Road Reconstruction/Overlay	-	-	-	-
B0303 Regional Road Winter Maintenance	218,000	218,000	89,400	162,900
B0304 Regional Road Bridge Maintenance	-	-	-	-
B0305 Regional Road General Maintenance Works	2,073,600	2,073,600	2,075,000	2,110,000
B0306 Regional Road General Improvement Works	-	-	-	-
B0399 Service Support Costs	435,900	435,900	471,700	483,300
B03 Regional Road - Maintenance and Improvement	2,727,500	2,727,500	2,636,100	2,756,200
B0401 Local Road Surface Dressing	-	-	-	-
B0402 Local Rd Surface Rest/Road Reconstruction/Overlay	-	-	-	-
B0403 Local Roads Winter Maintenance	147,100	147,100	72,700	138,300
B0404 Local Roads Bridge Maintenance	120,000	120,000	120,000	120,000
B0405 Local Roads General Maintenance Works	10,557,400	10,557,400	10,218,600	9,980,000
B0406 Local Roads General Improvement Works	236,500	236,500	240,000	235,000
B0499 Service Support Costs	1,256,800	1,256,800	1,401,500	1,420,200
B04 Local Road - Maintenance and Improvement	12,317,800	12,317,800	12,052,800	11,893,500

Table F - Expenditure				
Division B - Road Transport & Safety				
Expenditure by Service and Sub-Service	2018		2017	
	Adopted by Council	Estimated by Chief Executive	Adopted by Council	Estimated Outturn
	€	€	€	€
B0501 Public Lighting Operating Costs	3,680,500	3,680,500	3,632,200	3,663,300
B0502 Public Lighting Improvement	750,000	750,000	1,000,000	1,000,000
B0599 Service Support Costs	211,000	211,000	206,600	211,500
B05 Public Lighting	4,641,500	4,641,500	4,838,800	4,874,800
B0601 Traffic Management	145,000	145,000	275,000	275,000
B0602 Traffic Maintenance	1,956,100	1,956,100	1,774,900	1,728,600
B0603 Traffic Improvement Measures	100,000	100,000	100,000	100,000
B0699 Service Support Costs	420,100	420,100	431,900	436,800
B06 Traffic Management Improvement	2,621,200	2,621,200	2,581,800	2,540,400
B0701 Low Cost Remedial Measures	1,312,700	1,312,700	1,123,200	1,322,400
B0702 Other Engineering Improvements	150,000	150,000	150,000	150,000
B0799 Service Support Costs	407,300	407,300	462,900	472,000
B07 Road Safety Engineering Improvement	1,870,000	1,870,000	1,736,100	1,944,400
B0801 School Wardens	1,077,200	1,077,200	1,221,900	1,028,400
B0802 Publicity and Promotion Road Safety	-	-	-	-
B0899 Service Support Costs	563,100	563,100	843,200	812,200
B08 Road Safety Promotion & Education	1,640,300	1,640,300	2,065,100	1,840,600
B0901 Maintenance and Management of Car Parks	40,000	40,000	40,000	40,000
B0902 Operation of Street Parking	430,000	430,000	430,000	430,000
B0903 Parking Enforcement	-	-	-	-
B0999 Service Support Costs	9,800	9,800	8,500	8,200
B09 Maintenance & Management of Car Parking	479,800	479,800	478,500	478,200
B1001 Administration of Roads Capital Programme	581,200	581,200	495,100	525,300
B1099 Service Support Costs	505,500	505,500	491,000	498,900
B10 Support to Roads Capital Prog	1,086,700	1,086,700	986,100	1,024,200
B1101 Agency & Recoupable Service	115,000	115,000	15,000	15,000
B1199 Service Support Costs	-	-	100	100
B11 Agency & Recoupable Services	115,000	115,000	15,100	15,100
B Division Total	27,604,400	27,604,400	27,549,700	27,505,700

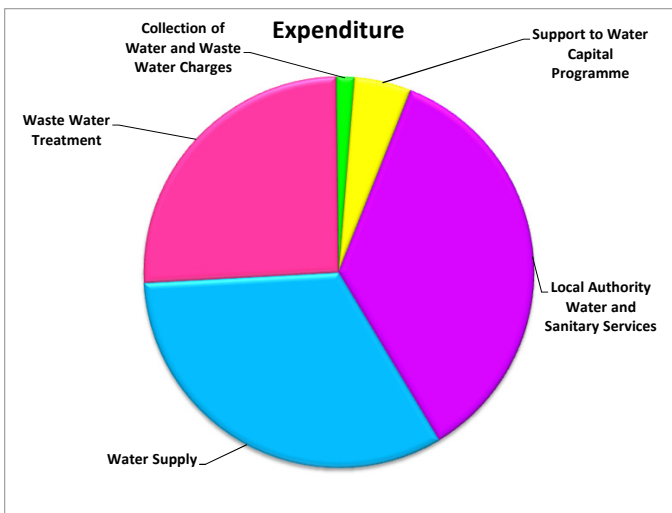
Table F - Income				
Division B - Road Transport & Safety				
Income by Source	2018		2017	
	Adopted by Council	Estimated by Chief Executive	Adopted by Council	Estimated Outturn
	€	€	€	€
Government Grants, Subsidies, & LPT				
Arts,Heritage & Gaeltacht	-	-	-	-
TII Transport Infrastructure Ireland	700,000	700,000	647,400	666,900
Environment, Community & Local Government	2,886,900	2,886,900	2,886,900	2,886,900
DTO	-	-	-	-
Other Grants & Subsidies	-	-	-	-
LPT Self Funding	-	-	-	-
Total Government Grants, Subsidies, & LPT	3,586,900	3,586,900	3,534,300	3,553,800
Goods & Services				
Parking Fines &Charges	691,500	691,500	670,000	690,300
Agency Services & Repayable Works	-	-	-	-
Superannuation	274,800	274,800	306,400	323,900
Local Authority Contributions	-	-	-	-
Other income	669,200	669,200	526,500	484,900
Total Goods & Services	1,635,500	1,635,500	1,502,900	1,499,100
Division 'B' Total	5,222,400	5,222,400	5,037,200	5,052,900

Division C - Water Services

Division	Amount	%
Division A - Housing and Building	70,738,800	30%
Division B - Road Transport & Safety	27,604,400	12%
Division C - Water Services	13,126,400	6%
Division D - Development Management	19,506,300	8%
Division E - Environmental Services	36,571,300	16%
Division F - Recreation and Amenity	38,407,900	17%
Division G - Agriculture, Education, Health & Welfare	1,701,800	1%
Division H - Miscellaneous Services	24,774,400	11%
Grand Total	232,431,300	100%



How the Division is Spent	Amount	%
Water Supply	4,299,600	33%
Waste Water Treatment	3,367,200	26%
Collection of Water and Waste Water Charges	195,700	1%
Admin of Group and Private Installations	0	0%
Support to Water Capital Programme	620,200	5%
Agency & Recoupable Services	0	0%
Local Authority Water and Sanitary Services	4,643,700	35%
Grand Total	13,126,400	100%



How the Division is Funded	Amount	%
Irish Water	8,182,400	62%
Grants DoHPC&LG	499,200	4%
Miscellaneous Inc - Goods & Services	88,900	1%
Superannuation	249,800	2%
Rates & Discretionary LPT	4,106,100	31%
Grand Total	13,126,400	100%

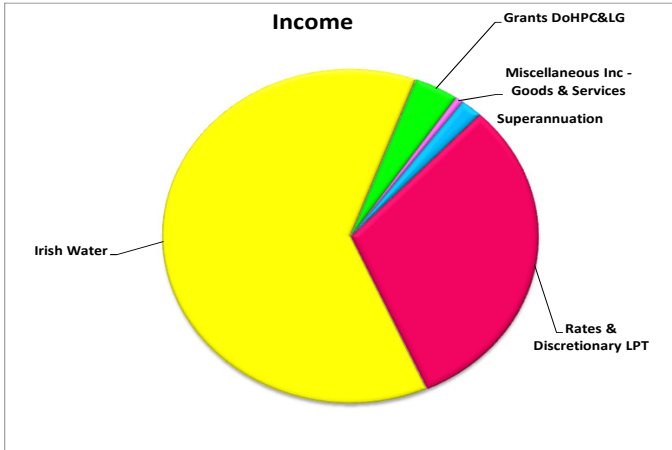


Table B: Expenditure and Income for 2018 and Estimated Outturn for 2017

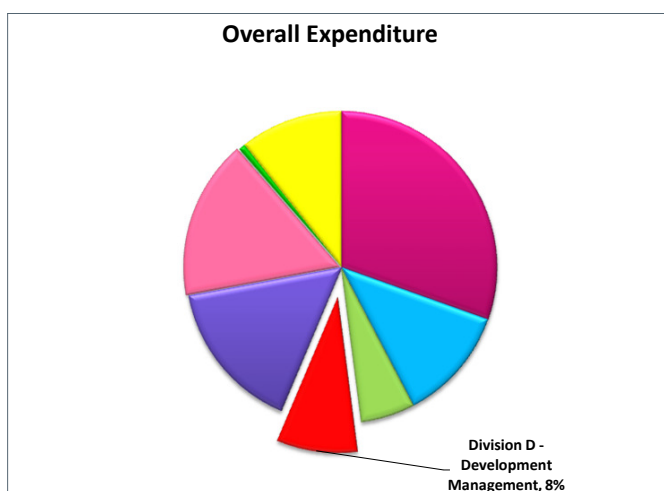
	2018				2017			
	Expenditure		Income		Expenditure		Income	
	Adopted by Council €	Estimated by Chief Executive €	Adopted by Council €	Estimated by Chief Executive €	Adopted by Council €	Estimated Outturn €	Adopted by Council €	Estimated Outturn €
C Water Services								
C01 Water Supply	4,299,600	4,299,600	4,299,700	4,299,700	4,130,500	4,165,900	4,130,400	4,165,900
C02 Waste Water Treatment	3,367,200	3,367,200	3,367,200	3,367,200	3,383,400	3,326,900	3,383,400	3,326,800
C03 Collection of Water and Waste Water Charges	195,700	195,700	195,700	195,700	462,300	303,100	462,400	303,300
C04 Public Conveniences	-	-	-	-	-	-	-	-
C05 Admin of Group and Private Installations	-	-	-	-	-	-	-	-
C06 Support to Water Capital Programme	620,200	620,200	620,100	620,100	519,600	524,500	519,600	524,600
C07 Agency & Recoupable Services	-	-	-	-	-	-	-	-
C08 Local Authority Water and Sanitary Services	4,643,700	4,643,700	547,600	547,600	3,002,000	3,407,000	559,900	566,000
C Division Total	13,126,400	13,126,400	9,030,300	9,030,300	11,497,800	11,727,400	9,055,700	8,886,600

Table F - Expenditure				
Division C - Water Services				
Expenditure by Service and Sub-Service	2018		2017	
	Adopted by Council	Estimated by Chief Executive	Adopted by Council	Estimated Outturn
	€	€	€	€
C0101 Water Plants and Networks	3,175,200	3,175,200	2,947,000	2,956,200
C0199 Service Support Costs	1,124,400	1,124,400	1,183,500	1,209,700
C01 Water Supply	4,299,600	4,299,600	4,130,500	4,165,900
C0201 Waste Plants and Networks	2,479,900	2,479,900	2,483,900	2,406,900
C0299 Service Support Costs	887,300	887,300	899,500	920,000
C02 Waste Water Treatment	3,367,200	3,367,200	3,383,400	3,326,900
C0301 Debt Management Water and Waste Water	120,200	120,200	278,600	115,700
C0399 Service Support Costs	75,500	75,500	183,700	187,400
C03 Collection of Water and Waste Water Charges	195,700	195,700	462,300	303,100
C0401 Operation and Maintenance of Public Conveniences	-	-	-	-
C0499 Service Support Costs	-	-	-	-
C04 Public Conveniences	-	-	-	-
C0501 Grants for Individual Installations	-	-	-	-
C0502 Grants for Water Group Schemes	-	-	-	-
C0503 Grants for Waste Water Group Schemes	-	-	-	-
C0504 Group Water Scheme Subsidies	-	-	-	-
C0599 Service Support Costs	-	-	-	-
C05 Admin of Group and Private Installations	-	-	-	-
C0601 Technical Design and Supervision	401,300	401,300	334,800	335,000
C0699 Service Support Costs	218,900	218,900	184,800	189,500
C06 Support to Water Capital Programme	620,200	620,200	519,600	524,500
C0701 Agency & Recoupable Service	-	-	-	-
C0799 Service Support Costs	-	-	-	-
C07 Agency & Recoupable Services	-	-	-	-
C0801 Local Authority Water Services	499,200	499,200	539,800	534,800
C0802 Local Authority Sanitary Services	3,849,500	3,849,500	2,287,500	2,695,700
C0899 Local Authority Service Support Costs	295,000	295,000	174,700	176,500
C08 Local Authority Water and Sanitary Services	4,643,700	4,643,700	3,002,000	3,407,000
C Division Total	13,126,400	13,126,400	11,497,800	11,727,400

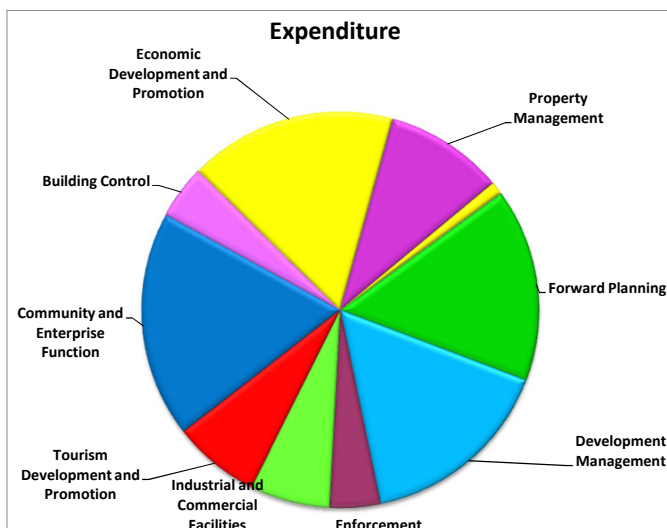
Table F - Income				
Division C - Water Services				
Income by Source	2018		2017	
	Adopted by Council	Estimated by Chief Executive	Adopted by Council	Estimated Outturn
	€	€	€	€
Government Grants, Subsidies, & LPT				
Environment, Community & Local Government	499,200	499,200	534,800	534,800
Other Grants & Subsidies	-	-	-	-
Total Government Grants, Subsidies, & LPT	499,200	499,200	534,800	534,800
Goods & Services				
Agency Services & Repayable Works	10,000	10,000	-	10,000
Superannuation	249,800	249,800	248,400	262,600
Irish Water	8,182,400	8,182,400	8,042,900	7,939,100
Local Authority Contributions	-	-	-	-
Other income	88,900	88,900	229,600	140,100
Total Goods & Services	8,531,100	8,531,100	8,520,900	8,351,800
Division 'C' Total	9,030,300	9,030,300	9,055,700	8,886,600

Division D - Development Management

Division	Amount	%
Division A - Housing and Building	70,738,800	30%
Division B - Road Transport & Safety	27,604,400	12%
Division C - Water Services	13,126,400	6%
Division D - Development Management	19,506,300	8%
Division E - Environmental Services	36,571,300	16%
Division F - Recreation and Amenity	38,407,900	17%
Division G - Agriculture, Education, Health & Welfare	1,701,800	1%
Division H - Miscellaneous Services	24,774,400	11%
Grand Total	232,431,300	100%



How the Division is Spent	Amount	%
Forward Planning	3,078,900	16%
Development Management	3,114,600	16%
Enforcement	801,500	4%
Industrial and Commercial Facilities	1,268,900	7%
Tourism Development and Promotion	1,388,000	7%
Community and Enterprise Function	3,608,600	18%
Building Control	859,300	4%
Economic Development and Promotion	3,294,900	17%
Property Management	1,885,300	10%
Heritage and Conservation Services	196,300	1%
Agency and Recoupable Services	10,000	0%
Grand Total	19,506,300	100%



How the Division is Funded	Amount	%
Agency Services	81,000	0%
Grants DoHPC&LG	2,435,800	12%
Grants Other	20,000	0%
Jobs, Enterprise and innovation	1,189,200	6%
Miscellaneous Inc - Goods & Services	391,600	2%
Planning Fees	1,160,000	6%
Property Rental & Leasing of Land	973,200	5%
Superannuation	228,000	1%
Local Authority Contributions	20,000	0%
Rates & Discretionary LPT	13,007,500	67%
Grand Total	19,506,300	100%

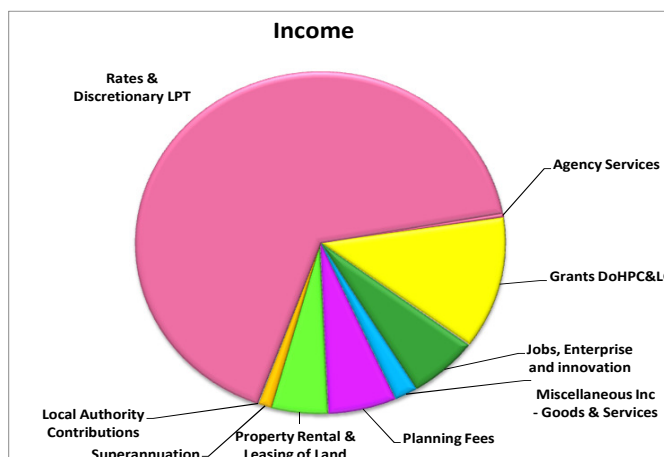


Table B: Expenditure and Income for 2018 and Estimated Outturn for 2017											
	2018						2017				
	Expenditure			Income			Expenditure		Income		
	Adopted by Council €	Estimated by Chief Executive €	Adopted by Council €	Estimated by Chief Executive €	Adopted by Council €	Estimated by Chief Executive €	Adopted by Council €	Estimated Outturn €	Adopted by Council €	Estimated Outturn €	Estimated Outturn €
D Division and Services											
D Development Management											
D01 Forward Planning	3,078,900	3,078,900	81,500	81,500	3,177,600	3,209,700	156,300	119,000			
D02 Development Management	3,114,600	3,114,600	1,086,800	1,086,800	3,132,400	3,014,600	1,187,400	1,010,200			
D03 Enforcement	801,500	801,500	42,700	42,700	879,700	774,200	68,100	52,100			
D04 Industrial and Commercial Facilities	1,268,900	1,268,900	153,200	153,200	1,203,800	1,206,200	132,500	156,300			
D05 Tourism Development and Promotion	1,388,000	1,388,000	59,200	59,200	1,722,600	2,188,000	68,800	93,100			
D06 Community and Enterprise Function	3,643,600	3,608,600	2,404,600	2,404,600	3,596,000	3,611,800	2,313,100	2,372,100			
D07 Unfinished Housing Estates	-	-	-	-	-	-	-	-			
D08 Building Control	859,300	859,300	186,200	186,200	569,100	840,400	129,500	192,400			
D09 Economic Development and Promotion	3,274,900	3,294,900	1,414,500	1,414,500	3,447,600	3,750,600	1,217,900	1,431,800			
D10 Property Management	1,885,300	1,885,300	997,700	997,700	1,836,300	1,896,900	1,090,300	1,015,100			
D11 Heritage and Conservation Services	196,300	196,300	72,400	72,400	131,700	169,000	71,400	70,000			
D12 Agency & Recoupable Services	10,000	10,000	-	-	20,000	10,000	-	-			
D Division Total	19,521,300	19,506,300	6,498,800	6,498,800	19,716,800	20,671,400	6,435,300	6,512,100			

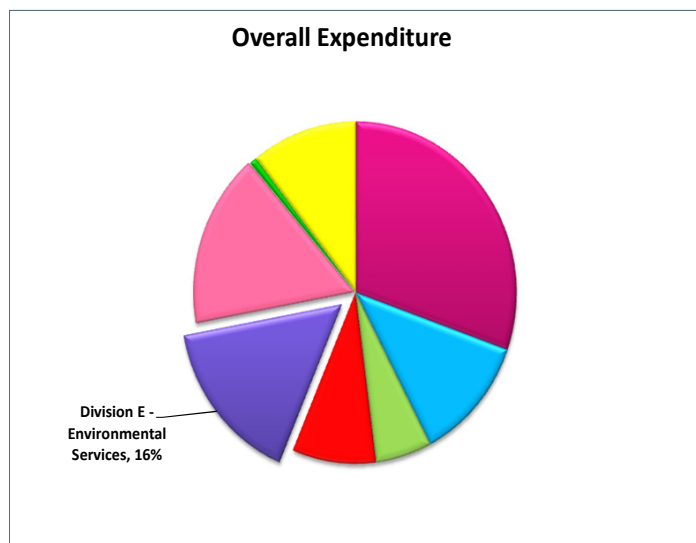
Table F - Expenditure				
Division D - Development Management				
Expenditure by Service and Sub-Service	2018		2017	
	Adopted by Council €	Estimated by Chief Executive €	Adopted by Council €	Estimated Outturn €
D0101 Statutory Plans and Policy	2,067,600	2,067,600	2,020,300	2,025,700
D0199 Service Support Costs	1,011,300	1,011,300	1,157,300	1,184,000
D01 Forward Planning	3,078,900	3,078,900	3,177,600	3,209,700
D0201 Planning Control	1,848,600	1,848,600	1,905,200	1,762,900
D0299 Service Support Costs	1,266,000	1,266,000	1,227,200	1,251,700
D02 Development Management	3,114,600	3,114,600	3,132,400	3,014,600
D0301 Enforcement Costs	541,500	541,500	573,600	461,000
D0399 Service Support Costs	260,000	260,000	306,100	313,200
D03 Enforcement	801,500	801,500	879,700	774,200
D0401 Industrial Sites Operation	955,700	955,700	911,900	952,400
D0402 Provision of Industrial Sites	-	-	-	-
D0403 Management of & Contributes to Other Commercial Facs	-	-	-	-
D0404 General Development Promotion Work	48,700	48,700	56,500	13,600
D0499 Service Support Costs	264,500	264,500	235,400	240,200
D04 Industrial and Commercial Facilities	1,268,900	1,268,900	1,203,800	1,206,200
D0501 Tourism Promotion	1,252,100	1,252,100	1,540,700	2,002,700
D0502 Tourist Facilities Operations	30,000	30,000	30,000	30,000
D0599 Service Support Costs	105,900	105,900	151,900	155,300
D05 Tourism Development and Promotion	1,388,000	1,388,000	1,722,600	2,188,000
D0601 General Community & Enterprise Expenses	2,947,200	2,947,200	2,902,600	2,908,200
D0602 RAPID Costs	-	-	-	-
D0603 Social Inclusion	436,000	401,000	385,900	390,700
D0699 Service Support Costs	260,400	260,400	307,500	312,900
D06 Community and Enterprise Function	3,643,600	3,608,600	3,596,000	3,611,800
D0701 Unfinished Housing Estates	-	-	-	-
D0799 Service Support Costs	-	-	-	-
D07 Unfinished Housing Estates	-	-	-	-
D0801 Building Control Inspection Costs	6,000	6,000	6,000	2,000
D0802 Building Control Enforcement Costs	502,400	502,400	332,800	603,100
D0899 Service Support Costs	350,900	350,900	230,300	235,300
D08 Building Control	859,300	859,300	569,100	840,400

Table F - Expenditure				
Division D - Development Management				
Expenditure by Service and Sub-Service	2018		2017	
	Adopted by Council	Estimated by Chief Executive	Adopted by Council	Estimated Outturn
	€	€	€	€
D0901 Urban and Village Renewal	-	-	-	-
D0902 EU Projects	-	-	-	-
D0903 Town Twinning	-	20,000	20,000	5,000
D0904 European Office	-	-	-	-
D0905 Economic Development & Promotion	1,435,800	1,435,800	1,810,900	1,833,500
D0906 Jobs, Enterprise & Innovation	1,466,300	1,466,300	1,185,200	1,481,800
D0999 Service Support Costs	372,800	372,800	431,500	430,300
D09 Economic Development and Promotion	3,274,900	3,294,900	3,447,600	3,750,600
D1001 Property Management Costs	1,608,600	1,608,600	1,540,800	1,596,400
D1099 Service Support Costs	276,700	276,700	295,500	300,500
D10 Property Management	1,885,300	1,885,300	1,836,300	1,896,900
D1101 Heritage Services	-	-	-	-
D1102 Conservation Services	175,000	175,000	131,000	168,300
D1103 Conservation Grants	-	-	-	-
D1199 Service Support Costs	21,300	21,300	700	700
D11 Heritage and Conservation Services	196,300	196,300	131,700	169,000
D1201 Agency & Recoupable Service	10,000	10,000	20,000	10,000
D1299 Service Support Costs	-	-	-	-
D12 Agency & Recoupable Services	10,000	10,000	20,000	10,000
D Division Total	19,521,300	19,506,300	19,716,800	20,671,400

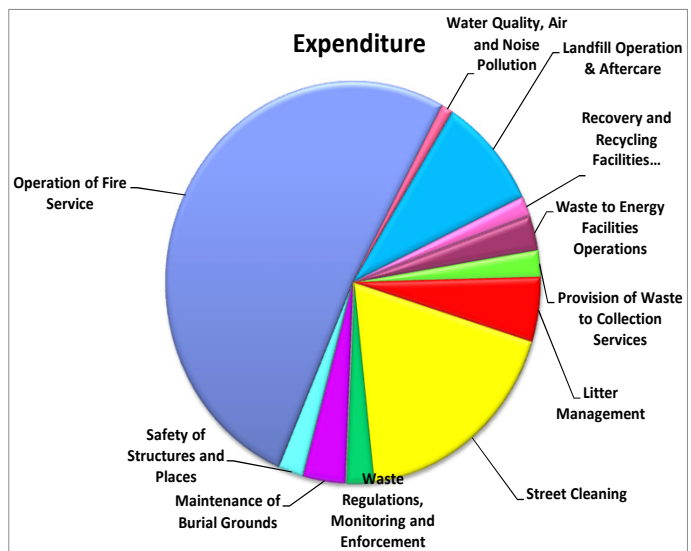
Table F - Income				
Division D - Development Management				
Income by Source	2018		2017	
	Adopted by Council	Estimated by Chief Executive	Adopted by Council	Estimated Outturn
	€	€	€	€
Government Grants, Subsidies, & LPT				
Arts, Heritage & Gaeltacht	-	-	-	-
Environment, Community & Local Government	2,435,800	2,435,800	2,344,600	2,392,700
Jobs, Enterprise and Innovation	1,189,200	1,189,200	1,064,700	1,189,200
Other Grants & Subsidies	20,000	20,000	20,000	37,300
Total Government Grants, Subsidies, & LPT	3,645,000	3,645,000	3,429,300	3,619,200
Goods & Services				
Planning Fees	1,160,000	1,160,000	1,149,100	1,070,000
Agency Services & Repayable Works	81,000	81,000	90,000	81,000
Superannuation	228,000	228,000	246,400	260,400
Sale/leasing of other property/Industrial Sites	973,200	973,200	1,026,900	973,200
Local Authority Contributions	20,000	20,000	-	32,000
Other income	391,600	391,600	493,600	476,300
Total Goods & Services	2,853,800	2,853,800	3,006,000	2,892,900
Division 'D' Total	6,498,800	6,498,800	6,435,300	6,512,100

Division E - Environmental Services

Division	Amount	%
Division A - Housing and Building	70,738,800	30%
Division B - Road Transport & Safety	27,604,400	12%
Division C - Water Services	13,126,400	6%
Division D - Development Management	19,506,300	8%
Division E - Environmental Services	36,571,300	16%
Division F - Recreation and Amenity	38,407,900	17%
Division G - Agriculture, Education, Health & Welfare	1,701,800	1%
Division H - Miscellaneous Services	24,774,400	11%
Grand Total	232,431,300	100%



How the Division is Spent	Amount	%
Landfill Operation & Aftercare	3,339,800	9%
Recovery and Recycling Facilities Operations	593,100	2%
Waste to Energy Facilities Operations	1,021,500	3%
Provision of Waste to Collection Services	786,700	2%
Litter Management	1,906,300	5%
Street Cleaning	6,768,100	19%
Waste Regulations, Monitoring and Enforcement	859,900	2%
Maintenance of Burial Grounds	1,329,300	4%
Safety of Structures and Places	802,600	2%
Operation of Fire Service	18,801,800	51%
Water Quality, Air and Noise Pollution	362,200	1%
Grand Total	36,571,300	100%



How the Division is Funded	Amount	%
Grants DoHPC&LG	186,100	1%
Grants Other	60,000	0%
Superannuation	209,700	1%
Fire Charges	400,000	1%
Contributions from other LAs	2,613,200	7%
Miscellaneous Inc - Goods & Services	2,041,500	6%
Rates & Discretionary LPT	31,060,800	85%
Grand Total	36,571,300	100%

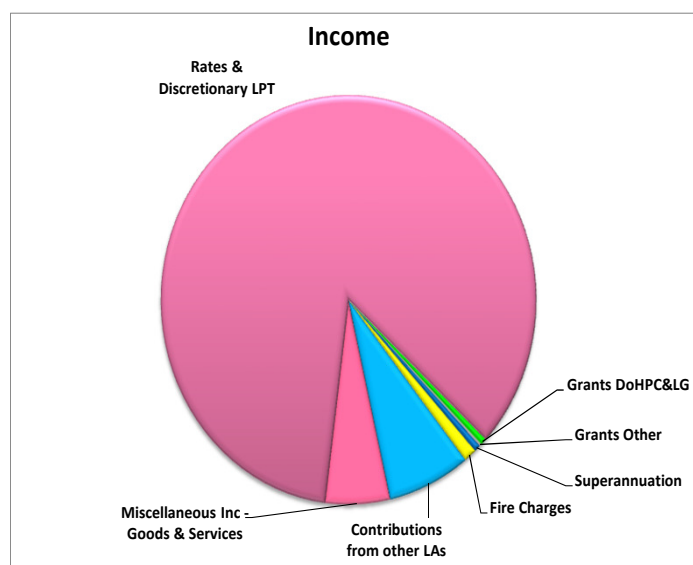


Table B: Expenditure and Income for 2018 and Estimated Outturn for 2017									
Division and Services	2018				2017				
	Expenditure		Income		Expenditure		Income		
	Adopted by Council €	Estimated by Chief Executive €	Adopted by Council €	Estimated by Chief Executive €	Adopted by Council €	Estimated Outturn €	Adopted by Council €	Estimated Outturn €	
E Environmental Services									
E01 Landfill Operation & Aftercare	3,339,800	3,339,800	1,842,100	1,842,100	6,300,500	6,075,400	3,661,900	3,619,300	
E02 Recovery and Recycling Facilities Operations	593,100	593,100	223,600	223,600	790,200	639,000	297,300	224,000	
E03 Waste to Energy Facilities Operations	1,021,500	1,021,500	900,000	900,000	1,043,700	1,021,200	-	-	
E04 Provision of Waste to Collection Services	786,700	786,700	745,700	745,700	927,600	872,100	768,300	782,800	
E05 Litter Management	1,906,300	1,906,300	160,200	160,200	1,769,300	1,788,100	164,000	178,600	
E06 Street Cleaning	6,768,100	6,768,100	164,200	164,200	6,914,800	6,857,000	244,900	206,300	
E07 Waste Regulations, Monitoring and Enforcement	859,900	859,900	317,100	317,100	1,072,300	939,900	342,100	351,100	
E08 Waste Management Planning	-	-	-	-	-	-	-	-	
E09 Maintenance of Burial Grounds	1,329,300	1,329,300	737,600	737,600	1,317,600	1,398,100	754,200	745,700	
E10 Safety of Structures and Places	802,600	802,600	19,400	19,400	750,100	752,600	38,400	62,700	
E11 Operation of Fire Service	18,801,800	18,801,800	400,000	400,000	18,826,200	19,401,100	400,000	570,000	
E12 Fire Prevention	-	-	-	-	-	-	-	-	
E13 Water Quality, Air and Noise Pollution	362,200	362,200	600	600	458,100	362,900	5,500	4,600	
E14 Agency & Recoupable Services	-	-	-	-	-	-	-	-	
E15 Climate Change and Flooding	-	-	-	-	-	-	-	-	
E Division Total	36,571,300	36,571,300	5,510,500	5,510,500	40,170,400	40,107,400	6,676,600	6,745,100	

Table F - Expenditure				
Division E - Environmental Services				
Expenditure by Service and Sub-Service	2018		2017	
	Adopted by Council	Estimated by Chief Executive	Adopted by Council	Estimated Outturn
	€	€	€	€
E0101 Landfill Operations	3,208,400	3,208,400	6,045,700	5,824,200
E0102 Contribution to other LAs - Landfill Facilities	-	-	-	-
E0103 Landfill Aftercare Costs.	12,900	12,900	13,600	12,900
E0104 Provision of Landfill (financing/loan costs)	-	-	-	-
E0199 Service Support Costs	118,500	118,500	241,200	238,300
E01 Landfill Operation & Aftercare	3,339,800	3,339,800	6,300,500	6,075,400
E0201 Recycling Facilities Operations	45,800	45,800	207,100	57,800
E0202 Bring Centres Operations	265,000	265,000	265,000	265,000
E0203 Provision of Bring Centres (financing/loan costs)	-	-	-	-
E0204 Other Recycling Services	244,400	244,400	244,800	244,600
E0299 Service Support Costs	37,900	37,900	73,300	71,600
E02 Recovery and Recycling Facilities Operations	593,100	593,100	790,200	639,000
E0301 Waste to Energy Facilities Operations	1,021,200	1,021,200	1,043,500	1,021,000
E0399 Service Support Costs	300	300	200	200
E03 Waste to Energy Facilities Operations	1,021,500	1,021,500	1,043,700	1,021,200
E0401 Recycling Waste Collection Services	45,000	45,000	48,900	31,300
E0402 Organic Waste Collection Services	165,000	165,000	165,600	164,800
E0403 Residual Waste Collection Services	-	-	-	-
E0404 Commercial Waste Collection Services	-	-	-	-
E0405 Provision of Waste Collection Equip costs	-	-	-	-
E0406 Contribution to Waste Collection Services	-	-	-	-
E0407 Other Costs Waste Collection	541,800	541,800	597,700	561,400
E0499 Service Support Costs	34,900	34,900	115,400	114,600
E04 Provision of Waste to Collection Services	786,700	786,700	927,600	872,100
E0501 Litter Warden Service	902,800	902,800	838,900	825,500
E0502 Litter Control Initiatives	216,200	216,200	192,100	216,200
E0503 Environmental Awareness Services	363,000	363,000	347,500	350,300
E0599 Service Support Costs	424,300	424,300	390,800	396,100
E05 Litter Management	1,906,300	1,906,300	1,769,300	1,788,100
E0601 Operation of Street Cleaning Service	5,538,900	5,538,900	5,681,600	5,606,900
E0602 Provision and Improvement of Litter Bins	-	-	-	-
E0699 Service Support Costs	1,229,200	1,229,200	1,233,200	1,250,100
E06 Street Cleaning	6,768,100	6,768,100	6,914,800	6,857,000

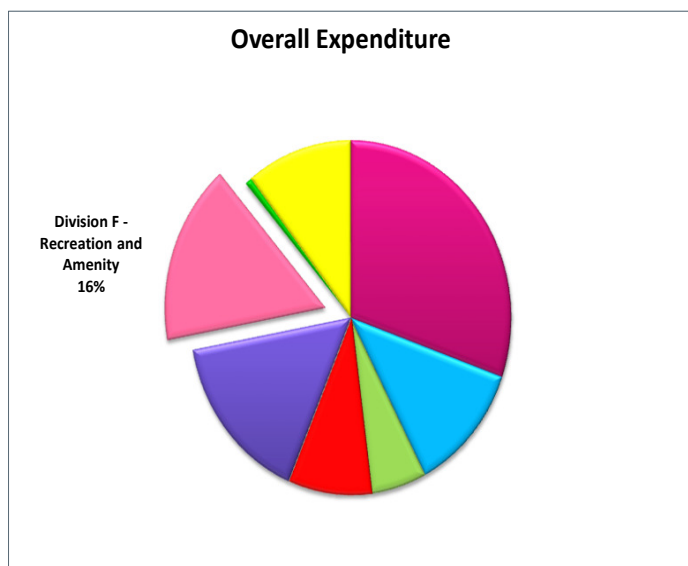
Table F - Expenditure				
Division E - Environmental Services				
Expenditure by Service and Sub-Service	2018		2017	
	Adopted by Council	Estimated by Chief Executive	Adopted by Council	Estimated Outturn
	€	€	€	€
E0701 Monitoring of Waste Regs (incl Private Landfills)	568,700	568,700	772,000	632,700
E0702 Enforcement of Waste Regulations	-	-	-	-
E0799 Service Support Costs	291,200	291,200	300,300	307,200
E07 Waste Regulations, Monitoring and Enforcement	859,900	859,900	1,072,300	939,900
E0801 Waste Management Plan	-	-	-	-
E0802 Contrib to Other Bodies Waste Management Planning	-	-	-	-
E0899 Service Support Costs	-	-	-	-
E08 Waste Management Planning	-	-	-	-
E0901 Maintenance of Burial Grounds	1,020,000	1,020,000	1,011,100	1,085,100
E0902 Provision of Burial Grounds	-	-	-	-
E0999 Service Support Costs	309,300	309,300	306,500	313,000
E09 Maintenance of Burial Grounds	1,329,300	1,329,300	1,317,600	1,398,100
E1001 Operation Costs Civil Defence	150,400	150,400	143,200	150,400
E1002 Dangerous Buildings	146,700	146,700	159,400	145,200
E1003 Emergency Planning	35,000	35,000	51,600	34,700
E1004 Derelict Sites	231,800	231,800	213,400	228,700
E1005 Water Safety Operation	7,500	7,500	-	7,500
E1099 Service Support Costs	231,200	231,200	182,500	186,100
E10 Safety of Structures and Places	802,600	802,600	750,100	752,600
E1101 Operation of Fire Brigade Service	18,800,000	18,800,000	18,825,000	19,400,000
E1102 Provision of Buildings & Equipment	-	-	-	-
E1103 Fire Services Training	-	-	-	-
E1104 Operation of Ambulance Service	-	-	-	-
E1199 Service Support Costs	1,800	1,800	1,200	1,100
E11 Operation of Fire Service	18,801,800	18,801,800	18,826,200	19,401,100
E1201 Fire Safety Control Cert Costs	-	-	-	-
E1202 Fire Prevention and Education	-	-	-	-
E1203 Inspection & Monitoring of Commercial Facilities	-	-	-	-
E1299 Service Support Costs	-	-	-	-
E12 Fire Prevention	-	-	-	-
E1301 Water Quality Management	185,300	185,300	233,500	185,700
E1302 Licensing and Monitoring of Air and Noise Quality	134,700	134,700	182,300	134,100
E1399 Service Support Costs	42,200	42,200	42,300	43,100
E13 Water Quality, Air and Noise Pollution	362,200	362,200	458,100	362,900

Table F - Expenditure				
Division E - Environmental Services				
Expenditure by Service and Sub-Service	2018		2017	
	Adopted by Council €	Estimated by Chief Executive €	Adopted by Council €	Estimated Outturn €
E1401 Agency & Recoupable Service	-	-	-	-
E1499 Service Support Costs	-	-	-	-
E14 Agency & Recoupable Services	-	-	-	-
E1501 Climate Change and Flooding	-	-	-	-
E1599 Service Support Costs	-	-	-	-
E15 Climate Change and Flooding	-	-	-	-
E Division Total	36,571,300	36,571,300	40,170,400	40,107,400

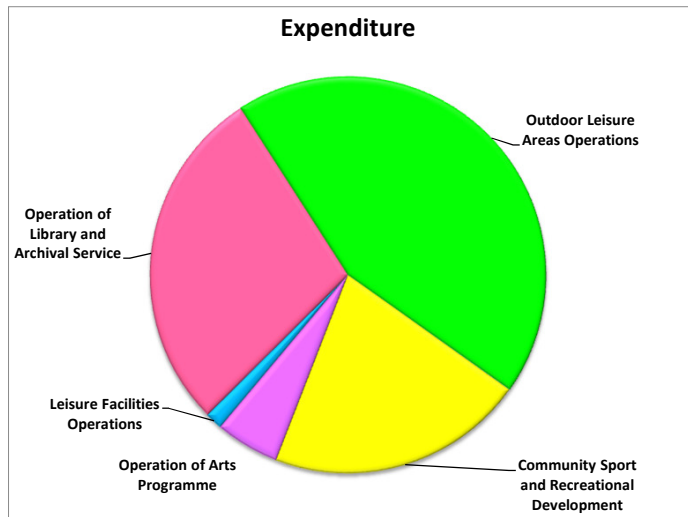
Table F - Income				
Division E - Environmental Services				
Income by Source	2018		2017	
	Adopted by Council	Estimated by Chief Executive	Adopted by Council	Estimated Outturn
	€	€	€	€
Government Grants, Subsidies, & LPT				
Social Protection	-	-	-	-
Environment, Community & Local Government	186,100	186,100	175,500	197,800
Defence	-	-	-	-
Other Grants & Subsidies	60,000	60,000	76,100	60,000
Total Government Grants, Subsidies, & LPT	246,100	246,100	251,600	257,800
Goods & Services				
Domestic Refuse Charges	-	-	-	-
Commercial Refuse Charges	-	-	-	-
Agency Services & Repayable Works	-	-	-	-
Superannuation	209,700	209,700	229,400	242,400
Landfill Charges	-	-	-	-
Fire Charges	400,000	400,000	400,000	570,000
Local Authority Contributions	2,613,200	2,613,200	4,033,700	4,064,900
Other income	2,041,500	2,041,500	1,761,900	1,610,000
Total Goods & Services	5,264,400	5,264,400	6,425,000	6,487,300
Division 'E' Total	5,510,500	5,510,500	6,676,600	6,745,100

Division F - Recreation and Amenity

Division	Amount	%
Division A - Housing and Building	70,738,800	30%
Division B - Road Transport & Safety	27,604,400	12%
Division C - Water Services	13,126,400	6%
Division D - Development Management	19,506,300	8%
Division E - Environmental Services	36,571,300	16%
Division F - Recreation and Amenity	38,407,900	17%
Division G - Agriculture, Education, Health & Welfare	1,701,800	1%
Division H - Miscellaneous Services	24,774,400	11%
Grand Total	232,431,300	100%



How the Division is Spent	Amount	%
Leisure Facilities Operations	559,500	1%
Operation of Library and Archival Service	10,884,700	28%
Outdoor Leisure Areas Operations	16,859,700	44%
Community Sport and Recreational Development	8,098,900	21%
Operation of Arts Programme	2,005,100	5%
Grand Total	38,407,900	100%



How the Division is Funded	Amount	%
Grants Other - Recreation and Amenity	2,922,400	8%
Library Fees & Fines	150,000	0%
Miscellaneous Inc - Goods & Services	836,600	2%
Superannuation	579,000	2%
Recreation & Amenity Activities	341,300	1%
Rates & Discretionary LPT	33,578,600	87%
Grand Total	38,407,900	100%

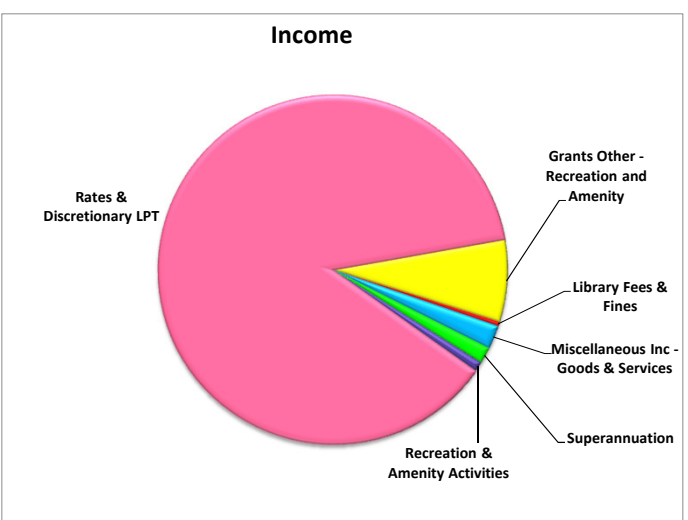


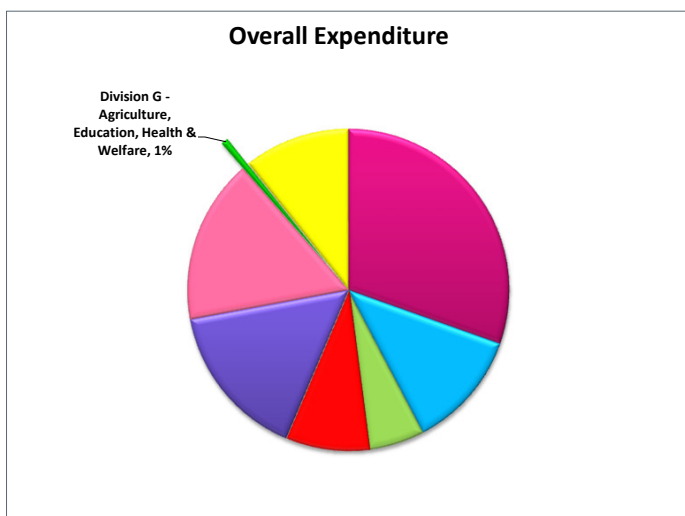
Table B: Expenditure and Income for 2018 and Estimated Outturn for 2017									
	2018					2017			
	Expenditure		Income			Expenditure		Income	
	Adopted by Council €	Estimated by Chief Executive €	Adopted by Council €	Estimated by Chief Executive €	Adopted by Council €	Estimated Outturn €	Adopted by Council €	Estimated Outturn €	
F Recreation and Amenity									
F01 Leisure Facilities Operations	559,500	559,500	150,000	150,000	668,900	669,900	150,000	137,000	
F02 Operation of Library and Archival Service	10,884,700	10,884,700	568,200	568,200	10,263,200	10,481,200	676,500	609,900	
F03 Outdoor Leisure Areas Operations	16,859,700	16,859,700	541,800	541,800	16,074,000	16,516,700	762,200	630,200	
F04 Community Sport and Recreational Development	8,098,900	8,098,900	3,068,200	3,068,200	7,519,500	7,760,700	2,875,000	2,994,300	
F05 Operation of Arts Programme	2,005,100	2,005,100	501,100	501,100	1,733,400	2,000,800	368,800	589,700	
F06 Agency & Recoupable Services	-	-	-	-	-	-	-	-	
F Division Total	38,407,900	38,407,900	4,829,300	4,829,300	36,259,000	37,429,300	4,832,500	4,961,100	

Table F - Expenditure				
Division F - Recreation and Amenity				
Expenditure by Service and Sub-Service	2018		2017	
	Adopted by Council	Estimated by Chief Executive	Adopted by Council	Estimated Outturn
	€	€	€	€
F0101 Leisure Facilities Operations	270,000	270,000	270,000	270,000
F0102 Provision/Improvement of Leisure Facilities	-	-	-	-
F0103 Contribution to External Bodies Leisure Facilities	288,100	288,100	397,300	398,400
F0199 Service Support Costs	1,400	1,400	1,600	1,500
F01 Leisure Facilities Operations	559,500	559,500	668,900	669,900
F0201 Library Service Operations	7,172,800	7,172,800	6,545,200	6,716,800
F0202 Archive Service	-	-	-	-
F0203 Maintenance of Library Buildings	-	-	-	-
F0204 Purchase of Books, CD's etc.	830,000	830,000	830,000	830,000
F0205 Contributions to Library Organisations	-	-	-	-
F0299 Service Support Costs	2,881,900	2,881,900	2,888,000	2,934,400
F02 Operation of Library and Archival Service	10,884,700	10,884,700	10,263,200	10,481,200
F0301 Parks, Pitches and Open Spaces	13,223,100	13,223,100	12,289,000	12,601,500
F0302 Playgrounds	594,600	594,600	767,400	845,600
F0303 Beaches	-	-	-	-
F0399 Service Support Costs	3,042,000	3,042,000	3,017,600	3,069,600
F03 Outdoor Leisure Areas Operations	16,859,700	16,859,700	16,074,000	16,516,700
F0401 Community Grants	851,000	851,000	735,000	728,700
F0402 Operation of Sports Hall/Stadium	130,000	130,000	80,000	80,000
F0403 Community Facilities	5,102,800	5,102,800	4,713,200	4,910,400
F0404 Recreational Development	868,900	868,900	839,200	868,900
F0499 Service Support Costs	1,146,200	1,146,200	1,152,100	1,172,700
F04 Community Sport and Recreational Development	8,098,900	8,098,900	7,519,500	7,760,700
F0501 Administration of the Arts Programme	1,447,000	1,447,000	1,388,600	1,533,300
F0502 Contributions to other Bodies Arts Programme	238,500	238,500	171,000	239,100
F0503 Museums Operations	-	-	-	-
F0504 Heritage/Interpretive Facilities Operations	121,600	121,600	50,200	103,400
F0505 Festivals & Concerts	-	-	-	-
F0599 Service Support Costs	198,000	198,000	123,600	125,000
F05 Operation of Arts Programme	2,005,100	2,005,100	1,733,400	2,000,800
F0601 Agency & Recoupable Service	-	-	-	-
F0699 Service Support Costs	-	-	-	-
F06 Agency & Recoupable Services	-	-	-	-
F Division Total	38,407,900	38,407,900	36,259,000	37,429,300

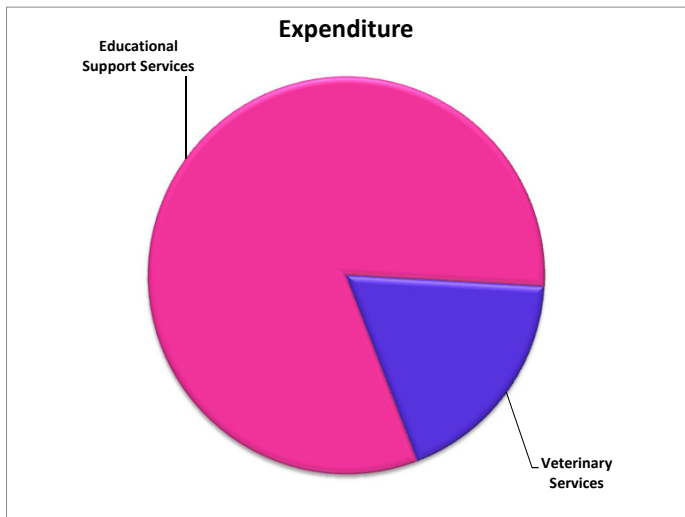
Table F - Income				
Division F - Recreation and Amenity				
Income by Source	2018		2017	
	Adopted by Council	Estimated by Chief Executive	Adopted by Council	Estimated Outturn
	€	€	€	€
Government Grants, Subsidies, & LPT				
Arts, Heritage & Gaeltacht	64,500	64,500	-	64,500
Social Protection	-	-	-	-
Environment, Community & Local Government	-	-	-	-
Education and Skills	-	-	-	-
Library Council	124,600	124,600	124,600	124,600
Arts Council	45,000	45,000	44,000	101,900
Other Grants & Subsidies	2,688,300	2,688,300	2,430,400	2,604,800
Total Government Grants, Subsidies, & LPT	2,922,400	2,922,400	2,599,000	2,895,800
Goods & Services				
Recreation/Amenity/Culture	341,300	341,300	319,300	398,200
Library Fees/Fines	150,000	150,000	160,000	150,000
Agency Services & Repayable Works	-	-	-	-
Superannuation	579,000	579,000	565,400	597,600
Local Authority Contributions	-	-	-	-
Other income	836,600	836,600	1,188,800	919,500
Total Goods & Services	1,906,900	1,906,900	2,233,500	2,065,300
Division 'F' Total	4,829,300	4,829,300	4,832,500	4,961,100

Division G- Agriculture, Education, Health & Welfare

Division	Amount	%
Division A - Housing and Building	70,738,800	30%
Division B - Road Transport & Safety	27,604,400	12%
Division C - Water Services	13,126,400	6%
Division D - Development Management	19,506,300	8%
Division E - Environmental Services	36,571,300	16%
Division F - Recreation and Amenity	38,407,900	17%
Division G - Agriculture, Education, Health & Welfare	1,701,800	1%
Division H - Miscellaneous Services	24,774,400	11%
Grand Total	232,431,300	100%



How the Division is Spent	Amount	%
Educational Support Services	1,390,800	82%
Veterinary Services	311,000	18%
Grand Total	1,701,800	100%



How the Division is Funded	Amount	%
Contributions from other LAs	0	0%
Grants Other - Agriculture, Education, Health and	497,300	29%
Miscellaneous Inc - Goods & Services	166,400	10%
Superannuation	20,500	1%
Rates & Discretionary LPT	1,017,600	60%
Grand Total	1,701,800	100%

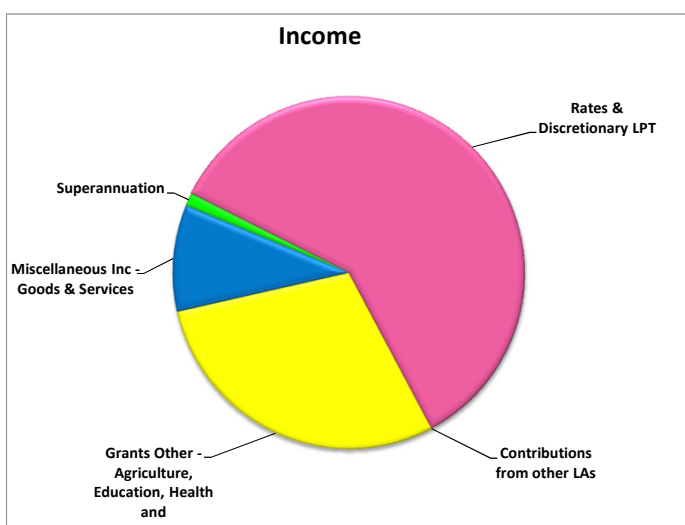


Table B: Expenditure and Income for 2018 and Estimated Outturn for 2017									
	2018					2017			
	Expenditure		Income			Expenditure		Income	
	Adopted by Council €	Estimated by Chief Executive €	Adopted by Council €	Estimated by Chief Executive €	Adopted by Council €	Estimated Outturn €	Adopted by Council €	Estimated Outturn €	
G Division and Services									
G Agriculture, Education, Health & Welfare									
G01 Land Drainage Costs	-	-	-	-	-	-	-	-	-
G02 Operation and Maintenance of Piers and Harbours	-	-	-	-	-	-	-	-	-
G03 Coastal Protection	-	-	-	-	-	-	-	-	-
G04 Veterinary Service	1,390,800	1,390,800	591,800	591,800	1,252,000	1,282,000	605,200	598,700	
G05 Educational Support Services	311,000	311,000	92,400	92,400	580,300	406,400	222,400	109,800	
G06 Agency & Recoupable Services	-	-	-	-	-	-	-	-	-
G Division Total	1,701,800	1,701,800	684,200	684,200	1,832,300	1,688,400	827,600	708,500	

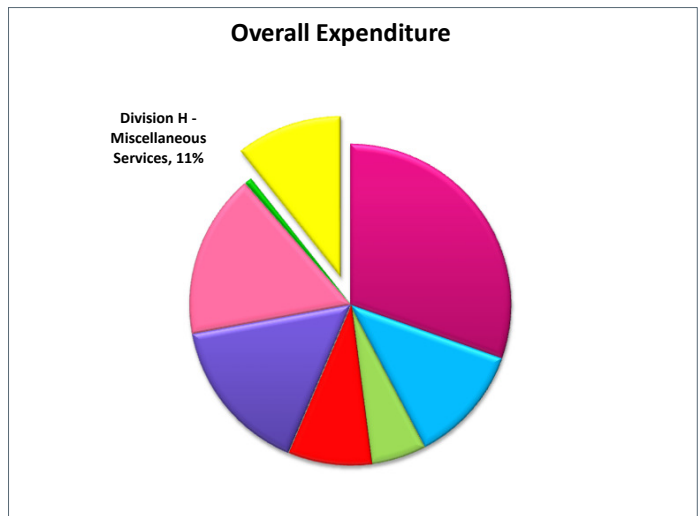
Table F - Expenditure				
Division G - Agriculture, Education, Health & Welfare				
Expenditure by Service and Sub-Service	2018		2017	
	Adopted by Council	Estimated by Chief Executive	Adopted by Council	Estimated Outturn
	€	€	€	€
G0101 Maintenance of Land Drainage Areas	-	-	-	-
G0102 Contributions to Joint Drainage Bodies	-	-	-	-
G0103 Payment of Agricultural Pensions	-	-	-	-
G0199 Service Support Costs	-	-	-	-
G01 Land Drainage Costs	-	-	-	-
G0201 Operation Piers	-	-	-	-
G0202 Provision of Piers	-	-	-	-
G0203 Operation Harbours	-	-	-	-
G0204 Provision of Harbours	-	-	-	-
G0299 Service Support Costs	-	-	-	-
G02 Operation and Maintenance of Piers and Harbours	-	-	-	-
G0301 General Maintenance - Coastal Regions	-	-	-	-
G0302 Planned Protection of Coastal Regions	-	-	-	-
G0399 Service Support Costs	-	-	-	-
G03 Coastal Protection	-	-	-	-
G0401 Provision of Veterinary Service	-	-	-	-
G0402 Inspection of Abattoirs etc	263,800	263,800	240,800	255,200
G0403 Food Safety	92,800	92,800	105,400	69,400
G0404 Operation of Dog Warden Service	405,300	405,300	424,300	399,000
G0405 Other Animal Welfare Services (incl Horse Control)	313,100	313,100	187,300	258,400
G0499 Service Support Costs	315,800	315,800	294,200	300,000
G04 Veterinary Service	1,390,800	1,390,800	1,252,000	1,282,000
G0501 Payment of Higher Education Grants	-	-	-	-
G0502 Administration Higher Education Grants	11,200	11,200	212,300	38,300
G0503 Payment of VEC Pensions	-	-	-	-
G0504 Administration VEC Pension	-	-	-	-
G0505 Contribution to VEC	-	-	-	-
G0506 Other Educational Services	52,500	52,500	50,000	50,000
G0507 School Meals	215,000	215,000	215,000	215,000
G0599 Service Support Costs	32,300	32,300	103,000	103,100
G05 Educational Support Services	311,000	311,000	580,300	406,400
G0601 Agency & Recoupable Service	-	-	-	-
G0699 Service Support Costs	-	-	-	-
G06 Agency & Recoupable Services	-	-	-	-

Table F - Expenditure				
Division G - Agriculture, Education, Health & Welfare				
	2018		2017	
	Adopted by Council	Estimated by Chief Executive	Adopted by Council	Estimated Outturn
Expenditure by Service and Sub-Service	€	€	€	€
G Division Total	1,701,800	1,701,800	1,832,300	1,688,400

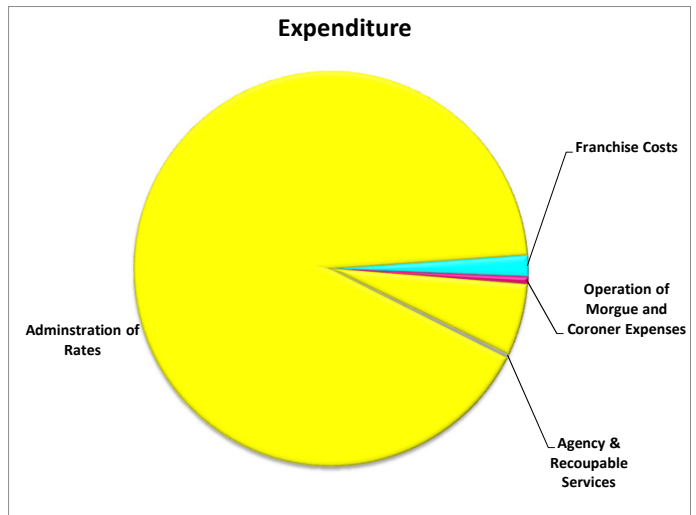
Table F - Income				
Division G - Agriculture, Education, Health & Welfare				
Income by Source	2018		2017	
	Adopted by Council	Estimated by Chief Executive	Adopted by Council	Estimated Outturn
	€	€	€	€
Government Grants, Subsidies, & LPT				
Arts, Heritage & Gaeltacht	-	-	-	-
Education and Skills	2,300	2,300	125,000	13,600
Environment, Community & Local Government	-	-	-	-
Transport, Tourism & Sport	-	-	-	-
Other Grants & Subsidies	495,000	495,000	495,000	495,000
Total Government Grants, Subsidies, & LPT	497,300	497,300	620,000	508,600
Goods & Services				
Agency Services & Repayable Works	-	-	-	-
Superannuation	20,500	20,500	25,200	26,700
Contributions by other local authorities	-	-	-	-
Other income	166,400	166,400	182,400	173,200
Total Goods & Services	186,900	186,900	207,600	199,900
Division 'G' Total	684,200	684,200	827,600	708,500

Division H- Miscellaneous Services

Division	Amount	%
Division A - Housing and Building	70,738,800	30%
Division B - Road Transport & Safety	27,604,400	12%
Division C - Water Services	13,126,400	6%
Division D - Development Management	19,506,300	8%
Division E - Environmental Services	36,571,300	16%
Division F - Recreation and Amenity	38,407,900	17%
Division G - Agriculture, Education, Health & Welfare	1,701,800	1%
Division H - Miscellaneous Services	24,774,400	11%
Grand Total	232,431,300	100%



How the Division is Spent	Amount	%
Profit & Loss Machinery Account	40,800	0%
Administration of Rates	22,670,900	92%
Franchise Costs	425,700	2%
Operation of Morgue and Coroner Expenses	156,900	1%
Malicious Damage	0	0%
Local Representation & Civic Leadership	1,463,300	6%
Agency & Recoupable Services	16,800	0%
Grand Total	24,774,400	100%



How the Division is Funded	Amount	%
Contributions from other LAs	54,500	0%
Grants Other - Miscellaneous Services	8,502,500	34%
Miscellaneous Inc - Goods & Services	1,913,000	8%
NPPR Income & Penalties	450,000	2%
Superannuation	64,800	0%
Rates & Discretionary LPT	13,789,600	56%
Grand Total	24,774,400	100%

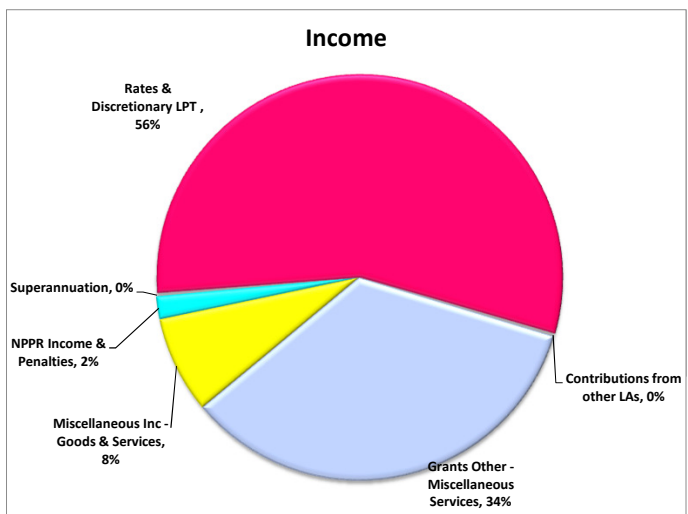


Table B: Expenditure and Income for 2018 and Estimated Outturn for 2017

	2018				2017			
	Expenditure		Income		Expenditure		Income	
	Adopted by Council €	Estimated by Chief Executive €	Adopted by Council €	Estimated by Chief Executive €	Adopted by Council €	Estimated Outturn €	Adopted by Council €	Estimated Outturn €
H Division and Services								
H Miscellaneous Services								
H01 Profit & Loss Machinery Account	40,800	40,800	47,400	47,400	31,000	(12,300)	42,100	60,500
H02 Profit & Loss Stores Account	-	-	-	-	-	-	-	-
H03 Administration of Rates	22,670,900	22,670,900	8,308,400	8,308,400	20,187,800	20,521,500	8,051,000	10,414,000
H04 Franchise Costs	425,700	425,700	4,500	4,500	362,100	334,900	11,500	9,700
H05 Operation of Morgue and Coroner Expenses	156,900	156,900	-	-	360,500	360,500	-	-
H06 Weighbridges	-	-	-	-	-	-	-	-
H07 Operation of Markets and Casual Trading	-	-	30,000	30,000	-	-	-	30,000
H08 Malicious Damage	-	-	-	-	67,600	38,400	29,600	-
H09 Local Representation & Civic Leadership	1,393,300	1,463,300	-	-	1,216,900	1,312,300	-	-
H10 Motor Taxation	-	-	-	-	-	-	-	-
H11 Agency & Recoupable Services	16,800	16,800	2,594,500	2,594,500	12,000	17,000	914,500	2,815,100
H Division Total	24,704,400	24,774,400	10,984,800	10,984,800	22,237,900	22,572,300	9,048,700	13,329,300
Overall Total	232,431,300	232,431,300	105,300,200	105,300,200	227,992,900	230,128,600	105,448,400	107,551,100

Table F - Expenditure				
Division H - Miscellaneous Services				
Expenditure by Service and Sub-Service	2018		2017	
	Adopted by Council	Estimated by Chief Executive	Adopted by Council	Estimated Outturn
	€	€	€	€
H0101 Maintenance of Machinery Service	-	-	-	-
H0102 Plant and Machinery Operations	(447,400)	(447,400)	(447,100)	(487,100)
H0103 Provision of Plant and Machinery	-	-	-	-
H0199 Service Support Costs	488,200	488,200	478,100	474,800
H01 Profit & Loss Machinery Account	40,800	40,800	31,000	(12,300)
H0201 Purchase of Materials, Stores	-	-	-	-
H0202 Administrative Costs Stores	-	-	-	-
H0203 Upkeep of Buildings, stores	-	-	-	-
H0299 Service Support Costs	-	-	-	-
H02 Profit & Loss Stores Account	-	-	-	-
H0301 Administration of Rates Office	903,600	903,600	584,300	874,800
H0302 Debt Management Service Rates	820,000	820,000	727,700	755,500
H0303 Refunds and Irrecoverable Rates	19,923,300	19,923,300	18,034,900	18,034,900
H0399 Service Support Costs	1,024,000	1,024,000	840,900	856,300
H03 Administration of Rates	22,670,900	22,670,900	20,187,800	20,521,500
H0401 Register of Elector Costs	227,500	227,500	197,100	167,600
H0402 Local Election Costs	62,000	62,000	62,000	62,000
H0499 Service Support Costs	136,200	136,200	103,000	105,300
H04 Franchise Costs	425,700	425,700	362,100	334,900
H0501 Coroner Fees and Expenses	156,600	156,600	360,000	360,000
H0502 Operation of Morgue	-	-	-	-
H0599 Service Support Costs	300	300	500	500
H05 Operation of Morgue and Coroner Expenses	156,900	156,900	360,500	360,500
H0601 Weighbridges Operations	-	-	-	-
H0602 Provision of Weighbridges	-	-	-	-
H0699 Service Support Costs	-	-	-	-
H06 Weighbridges	-	-	-	-
H0701 Operation of Markets	-	-	-	-
H0702 Casual Trading Areas	-	-	-	-
H0799 Service Support Costs	-	-	-	-
H07 Operation of Markets and Casual Trading	-	-	-	-
H0801 Malicious Damage	-	-	67,600	38,400
H0899 Service Support Costs	-	-	-	-
H08 Malicious Damage	-	-	67,600	38,400

Table F - Expenditure				
Division H - Miscellaneous Services				
Expenditure by Service and Sub-Service	2018		2017	
	Adopted by Council	Estimated by Chief Executive	Adopted by Council	Estimated Outturn
	€	€	€	€
H0901 Representational Payments	824,100	824,100	767,800	796,700
H0902 Chair/Vice Chair Allowances	36,000	36,000	36,000	36,000
H0903 Annual Allowances LA Members	360,000	360,000	260,000	310,000
H0904 Expenses LA Members	28,000	28,000	10,000	28,000
H0905 Other Expenses	89,400	89,400	89,400	89,400
H0906 Conferences Abroad	-	70,000	-	-
H0907 Retirement Gratuities	-	-	-	-
H0908 Contribution to Members Associations	16,400	16,400	16,400	16,400
H0909 General Municipal Allocation	-	-	-	-
H0999 Service Support Costs	39,400	39,400	37,300	35,800
H09 Local Representation & Civic Leadership	1,393,300	1,463,300	1,216,900	1,312,300
H1001 Motor Taxation Operation	-	-	-	-
H1099 Service Support Costs	-	-	-	-
H10 Motor Taxation	-	-	-	-
H1101 Agency & Recoupable Service	-	-	-	-
H1102 NPPR	15,100	15,100	10,100	15,100
H1199 Service Support Costs	1,700	1,700	1,900	1,900
H11 Agency & Recoupable Services	16,800	16,800	12,000	17,000
H Division Total	24,704,400	24,774,400	22,237,900	22,572,300
Overall Total	232,431,300	232,431,300	227,992,900	230,128,600

Table F - Income				
Division H - Miscellaneous Services				
Income by Source	2018		2017	
	Adopted by Council	Estimated by Chief Executive	Adopted by Council	Estimated Outturn
	€	€	€	€
Government Grants, Subsidies, & LPT				
Social Protection	-	-	-	-
Environment, Community & Local Government	8,502,500	8,502,500	6,392,500	7,643,100
Justice & Equality	-	-	29,600	-
Agriculture, Food & the Marine	-	-	-	-
Non Dept HFA and BMW	-	-	-	-
Other Grants & Subsidies	-	-	-	-
Total Government Grants, Subsidies, & LPT	8,502,500	8,502,500	6,422,100	7,643,100
Goods & Services				
Agency Services & Repayable Works	-	-	-	-
Superannuation	64,800	64,800	65,800	69,500
NPPR	450,000	450,000	450,000	1,500,000
Contributions by other local authorities	54,500	54,500	54,500	54,500
Other income	1,913,000	1,913,000	2,056,300	4,062,200
Total Goods & Services	2,482,300	2,482,300	2,626,600	5,686,200
Division 'H' Total	10,984,800	10,984,800	9,048,700	13,329,300
Overall Total	105,300,200	105,300,200	105,448,400	107,551,200

Appendix 1**SUMMARY OF CENTRAL MANAGEMENT CHARGE FOR YEAR 2018**

Description	2018	2017
	€	€
Area Office Overhead	-	-
Corporate Affairs Overhead	4,607,600	4,084,000
Corporate Buildings Overhead	4,506,800	4,412,400
Finance Function Overhead	1,470,800	1,555,900
Human Resource Function Overhead	3,719,400	4,231,500
IT Services Overhead	3,311,900	3,428,000
Print & Post Room Service Overhead	-	-
Pension & Lump Sum Overhead	12,517,500	12,429,300
Total Expenditure Allocated to Services	30,134,000	30,141,100

Appendix 2


SUMMARY OF LOCAL PROPERTY TAX ALLOCATION FOR YEAR 2018

Description	2018	2018
	€	€
Discretionary		
Discretionary Local Property Tax (Table A)	5,431,700	
	<hr/>	5,431,700
Self Funding - Revenue Budget		
Housing & Building	2,279,500	
Roads, Transport, & Safety	2,886,900	
	<hr/>	5,166,400
Total Local Property Tax - Revenue Budget		<hr/> 10,598,100
Self Funding - Capital Budget		
Housing & Building	9,883,000	
Roads, Transport, & Safety	-	
	<hr/>	
Total Local Property Tax - Capital Budget		<hr/> 9,883,000
Total Local Property Tax Allocation (Post Variation)		<hr/> 20,481,100

CERTIFICATE OF ADOPTION

I hereby certify that at the Annual Budget meeting of South Dublin County Council held this 16th day of November 2017, the Council by resolution adopted for the financial year ending 31st December 2018, the Annual Budget set out in Tables A - F and by resolution determined in accordance with the said Budget the rate set out in Table A to be the annual rate on valuation to be levied for that year for the purposes set out in those Tables.

Signed  Mayor

Countersigned  Head of Finance

Date this 16th day of November, 2017

South Dublin County Council, County Hall, Tallaght, Dublin 24
Comhairle Contae Átha Cliath Theas, Halla an Contae, Tamhlacht, Átha Cliath 24

Tel: 01 414 9000 | **Email:** info@sdublincoco.ie | **Web:** www.sdcc.ie
www.twitter.com/sdublincoco.ie | **SMS:** 51678

Front cover image of the Round Tower, Clondalkin – Brú Chrónáin by Photographer Paul Tierney.

