



## **Quality Assurance Report for 2020 South Dublin County Council**

Submitted to the Department of Public Expenditure and Reform in  
Compliance with the Public Spending Code

# Certification

This Annual Quality Assurance Report reflects South Dublin County Council's assessment of compliance with the Public Spending Code. It is based on the best financial, organisational and performance related information available across the various areas of responsibility.



---

**Daniel McLoughlin**  
**Chief Executive**  
**South Dublin County Council**

**28<sup>th</sup> May 2021**

# Contents

1. Introduction	4
2. Expenditure Analysis	5
2.1 Inventory of Projects/Programmes	5
2.2 Published Summary of Procurements	5
3. Assessment of Compliance	6
3.1 Checklist Completion	6
3.2 In-Depth Checks	6
4. Next Steps: Addressing Quality Assurance Issues	8
5. Conclusion	9
Appendix 1: South Dublin County Council 2020 Inventory of Projects and Programmes over €0.5m	10
Appendix 2: South Dublin County Council 2020 Public Spend Code Checklists	17
Checklist 1 – To be completed in respect of general obligations not specific to individual projects/programmes.	18
Checklist 2 – To be completed in respect of capital projects/programmes & capital grant schemes that were under consideration in the past year.	20
Checklist 3 – To be completed in respect of new current expenditure under consideration in the past year.	22
Checklist 4 – To be completed in respect of capital projects/programmes & capital grants schemes incurring expenditure in the year under review.	24
Checklist 5 – To be completed in respect of current expenditure programmes incurring expenditure in the year under review.	26
Checklist 6 – To be completed in respect of capital projects/programmes & capital grant schemes discontinued in the year under review.	27
Checklist 7 – To be completed in respect of current expenditure programmes that reached the end of their planned timeframe during the year or were discontinued.	28
Appendix 3: Report Arising from In-Depth Checks	29
Quality Assurance – In Depth Check 1: Proposed increase in Revenue Expenditure E05 and E06	29
Quality Assurance – In Depth Check 2: Social Housing Development on land situated at the Eircom Site Nangor Road, Clondalkin, Dublin 22	38
Quality Assurance – In Depth Check 3: Wellington Lane Cycle improvements	47

## 1. Introduction

South Dublin County Council (SDCC) has completed this Quality Assurance (QA) Report as part of its on-going compliance with the Public Spending Code (PSC).

The Quality Assurance procedure aims to assess the extent to which the Council is meeting the obligations set out in the Public Spending Code. The Public Spending Code ensures that the State achieves value for money in the use of all public funds.

The Quality Assurance Process contains five steps:

**1. Drawing up Inventories of all projects/programmes at different stages of the Project Life Cycle** for the year under review. The inventory includes all projects/programmes above €0.5m. The projects/programmes are classed as either expenditure being considered, expenditure being incurred or expenditure that has recently ended.

**2. Publish summary information on website of all procurements in excess of €10m, new, in progress or completed, in the year under review.** A procurement is considered to be a “project in progress” during the year under review if the procurement process is completed and a contract signed.

**3. Checklists to be completed in respect of the different stages.** These checklists allow the Council to self-assess its compliance with the code.

**4. Carry out a more in-depth check on a small number of selected projects/programmes.** A number of projects or programmes (at least 5% of total value for capital projects on the inventory and a minimum of 1% of total value for revenue projects on the inventory over a 3 year period) are selected to be reviewed more intensively. This includes a review of all projects from ex-post to ex-ante.

**5. Complete a short report for the Department of Public Expenditure and Reform** which includes the inventory of projects/programmes, the website reference for the publication of summary information on procurements above €10m, the completed checklists, the Council’s judgement on the adequacy of processes given the findings from the in-depth checks and the Council’s proposals to remedy any discovered inadequacies.

This report fulfils the first, third, fourth and fifth requirements of the QA process for South Dublin County Council for 2020.

## 2. Expenditure Analysis

### 2.1 Inventory of Projects/Programmes

This section details the inventory drawn up by South Dublin County Council in accordance with the guidance on the Quality Assurance process. The inventory lists all of the Council's projects and programmes at various stages of the project life cycle which amount to more than €0.5m. This inventory is divided between current, capital and capital grant scheme projects and between three stages:

- Expenditure being considered
- Expenditure being incurred
- Expenditure that has recently ended

The complete inventory for 2020 including details of 161 programmes/projects for South Dublin County Council is contained in Appendix 1. The inventory was compiled using the format recommended in guidance notes issued to the sector by the Finance Committee of the County and City Management Association (2021) and the Department of Public Expenditure and Reform's Public Spending Code Quality Assurance Process Guidance Note (2019). The inventory contains relevant services from the Council's 2020 Annual Financial Statement (Unaudited) in respect of current (revenue) expenditure and from the Capital Programme 2020-2022 and the Council's Financial Management System for capital expenditure.

The inventory is available at Appendix 1.

### 2.2 Published Summary of Procurements

As part of the Quality Assurance process South Dublin County Council is required to publish summary information on our website of all procurements in excess of €10m, related to projects in progress or completed in the year under review. A procurement is considered to be a "project in progress" during the year under review if the procurement process is completed and a contract signed.

Information for procurements meeting these criteria in 2020 is available on our website at:

<https://www.sdcc.ie/en/services/business/procurement/public-spending-code-2020>

## 3. Assessment of Compliance

### 3.1 Checklist Completion

The third step in the Quality Assurance process involves completing a set of checklists. The high-level checks in Step 3 of the QA process are based on self-assessment by the various Sections, Directorates and Departments of the Council in respect of guidelines set out in the Public Spending Code. There are seven checklists in total:

**Checklist 1:** General Obligations Not Specific to Individual Projects/Programmes

**Checklist 2:** Capital Projects or Capital Grant Schemes Being Considered

**Checklist 3:** Current Expenditure Being Considered

**Checklist 4:** Capital Expenditure or Capital Grant Schemes Being Incurred

**Checklist 5:** Current Expenditure Being Incurred

**Checklist 6:** Capital Expenditure or Capital Grant Schemes Completed

**Checklist 7:** Current Expenditure Completed

For 2020 this self-assessment of compliance was carried out on an appropriate sample of areas of expenditure. Three Departments in the Council completed the checklists as part of the Quality Assurance process for 2020:

- Corporate Performance and Change Management Department,
- Economic Enterprise and Tourism Department, and
- Environment Water Climate Change Department.

This information was then used to complete the checklist answers for the organisation, as included in Appendix 2 of this report. Each question in the checklist is judged on a 3 point scale:

- Scope for significant improvements = a score of 1
- Compliant but with some improvement necessary = a score of 2
- Broadly compliant = a score of 3

For some questions, the scoring mechanism is not always strictly relevant. In these cases, it is marked as N/A and, where relevant, information is provided in the commentary box.

Overall, the completed self-assessment checklists indicate that the Council was either broadly compliant or compliant with some improvement necessary in 2020. No areas were identified as having scope for significant improvements.

### 3.2 In-Depth Checks

The following section details the in-depth checks which were carried out by South Dublin County Council's Internal Audit Unit as part of the Public Spending Code Quality Assurance process.

The purpose of the in-depth review is to provide an independent opinion on the level of assurance in relation to compliance with the Code. The objective is to review a subset of projects to assess if structures in place are operating at a high standard. The scope of the reviews was aligned with

the criteria set out in the Code. The value of the projects selected for an in-depth review each year must follow these criteria:

- Capital Projects: Projects selected must represent a minimum of 5% of the total value of all Capital projects on the Project Inventory.
- Revenue Projects: Projects selected must represent a minimum of 1% of the total value of all Revenue Projects on the Project Inventory.
- This minimum is an average over a three-year period.
- The same projects should not be selected more than once in a three-year period unless it is a follow up to a serious deficiency discovered previously.
- Over a three to five year period all stages of the project life cycle and every scale of project should have been included in the in depth check.

The volume of the in-depth checks over the three years 2018 to 2020 is in keeping with this requirement i.e. 1.8% for revenue checks and 5.7% for the capital checks.

The projects subject to in-depth checks for 2020 are outlined in Table 1 and a summary of the in-depth checks are detailed below.

*Table 1 Summary of Projects Subject to In-Depth Review*

		Total Value of In-Depth Checks	Total Value of Projects	% Analysed
<b>Expenditure Being Considered</b>				
Revenue	To provide an increase in Revenue Expenditure in 2021 in Service Areas: -  E05 Litter Management E06 Street Cleaning	€578,800	€356,179,057	0.16%
Capital	Wellington Lane Cycle improvements	€13,600,000	€606,296,438	2.24%
<b>Expenditure Being Incurred</b>				
Capital	Social Housing Development on land situated at the Eircom Site Nangor Road, Clondalkin, Dublin 22	€26,532,690	€606,296,438	4.38%

### **Summary of In-Depth Check 1: Increase in Revenue Expenditure**

An in-depth check on the overall budget increase of €578,800 over the two service areas E05 Litter Management and E06 Street Cleaning was carried out to assess compliance with the standards set out in the Public Spending Code. This net increase comprised a number of different expenditure elements.

The basis for the increase in the revenue budget was substantiated by: -

The increases in payroll, insurance and waste disposal costs supported the increase in expenditure.

The objectives and expected outcomes for the increased budget across the service areas were clearly documented.

An overall substantial rating has been assigned to this review; individual service areas as follows:

E05 Litter Management –	Substantial
E06 Street Cleaning –	Substantial

---

### **Summary of In-Depth Check 2: Social Housing Development on land situated at the Eircom Site Nangor Road, Clondalkin, Dublin 22**

The *Social Housing Development on land situated at the Eircom Site Nangor Road, Clondalkin, Dublin 22* was reviewed for compliance with the Public Spending Code at the stage of “expenditure being incurred”.

Internal Audit is satisfied that the delivery of the project to date substantially complies with the standards set out in the code; strong controls are in place to ensure compliance and these standards should be maintained throughout the remaining stages of the project.

---

### **Summary of In-Depth Check 3: Wellington Lane Cycle improvements**

Wellington Lane Cycle Improvements was reviewed for compliance with the Public Spending Code up to the stage of “expenditure under consideration”.

Internal Audit is satisfied that the delivery of the project to date complies with the standards set out in the code; satisfactory controls are in place to ensure compliance and these standards should be maintained throughout the remaining stages of the project.

## **4. Next Steps: Addressing Quality Assurance Issues**

Both the Checklists and the In-Depth checks identified strong compliance by the Council in 2020 with the standards set out in the Public Spending Code. For capital projects the Checklists provided by a sample of Departments indicated a good level of compliance with the Code. The in-depth checks give additional assurances that the robust standards required by the Code are being implemented in revenue and capital projects being carried out by South Dublin County Council.

The Quality Assurance Report will be circulated at Management level to maintain a strong awareness of the requirements of the Code. The recent training sessions held in May 2021 for key staff should prove to be a practical support to staff responsible for applying and delivering on the requirements of the Code at the level of individual projects and programmes.



## 5. Conclusion

The inventory outlined in this report details the current and capital expenditure that is being considered, being incurred, and that has recently ended. The Council has published a notice on [www.sdcc.ie](http://www.sdcc.ie) with summary information for procurements in excess of €10 million for 2020.

Both the Checklists and In-Depth Checks completed by Council show a good level of compliance with the Public Spending Code. The Quality Assurance Report will be raised at Management level to share learnings and ensure ongoing high compliance with the Public Spending Code across the Council on an ongoing basis.

## Appendix 1: South Dublin County Council 2020 Inventory of Projects and Programmes over €0.5m

Expenditure being Considered - Greater than €0.5m (Capital and Current)							
Project/Scheme/Programme Name	Short Description	Current Expenditure Amount in Reference Year	Capital Expenditure Amount in Reference Year (Non Grant )	Capital Expenditure Amount in Reference Year (Grant )	Project/Programme Anticipated Timeline	Projected Lifetime Expenditure	Explanatory Notes
<b>Housing &amp; Building</b>							
A01 Maintenance & Improvement of LA Housing Units		€ 545,000			Annual		
A07 RAS and Leasing Programme		€ 7,324,800			Annual		
Kilcarbery Mixed Tenure Project: Social Res 30%			€ 54,147		2025	€ 51,000,000	
Accelerated Housing Maintenance Programme			€ 253,929		2022	€ 10,000,000	
Traveller Accommodation Upgrade/Construction Programme					2023	€ 12,000,000	
Balgaddy Planned Maintenance					2022	€ 500,000	
Fire Safety Initiatives Social Housing Stock					2023	€ 1,000,000	
Refurbishment of Rathfarnham Courthouse					2025	€ 500,100	
Newcastle Community Facility					2025	€ 500,000	
Refurbishment of Rathcoole Courthouse					2024	€ 500,000	
Community Infrastructure Fortunestown / Citywest					2025	€ 3,000,000	
Killinarden Open Space Regeneration					2025	€ 2,000,000	
Sports and Leisure Facilities upgrades					2025	€ 1,500,000	
Balgaddy /Tor an Ri Community Centre					2025	€ 2,000,100	
<b>Road Transportation and Safety</b>							
Clonburris SDZ Surface Water Upgrade Works LIHAF			€ 14,294		2022	€ 1,534,600	
Clonburris Masterplan			€ 96,732		2023	€ 5,000,000	
District Enhancements					2023	€ 1,950,000	
Belgard to ORR (Embankment Rd Extension)					2023	€ 4,006,000	
Tallaght Transport Interchange / Tallaght Mobility Hub					2023	€ 4,000,000	
Knocklyon Permeability Link					2022	€ 1,000,000	
Cycle Links & Upgrades					2023	€ 24,000,000	
Wellington Road Cycle & Pedestrian Facilities			€ 126,576		2022	€ 13,600,000	
<b>Water Services</b>							
Griffeen Flood Alleviation Phase 3					2019-2024	€ 1,000,000	
Owendoher Flood Relief Works (Minor Flood Works - Owendoher Ph. 2)					2019-2024	€ 500,000	
Camac Flood Alleviation Scheme					2019-2024	€ 6,600,000	
Shinkeen Flood Alleviation					2019-2024	€ 1,000,000	
Whitehall Road Flood Alleviation Scheme					2019-2024	€ 600,000	
<b>Development Management</b>							
<b>Environmental Services</b>							
E11 Operation of Fire Service		€ 722,900			Annual for duration of Dublin Local Authorities agreement		
Astro Pitch Programme Reserve			€ -		2020-2025	€ 2,000,000	
Templeogue Intergenerational Project			€ 2,759		2020-2025	€ 1,300,000	

Expenditure being Considered - Greater than €0.5m (Capital and Current)

Project/Scheme/Programme Name	Short Description	Current Expenditure Amount in Reference Year	Capital Expenditure Amount in Reference Year (Non Grant )	Capital Expenditure Amount in Reference Year (Grant )	Project/Programme Anticipated Timeline	Projected Lifetime Expenditure	Explanatory Notes
Arthurstown Energy Project					2019-2022	€ 1,000,000	
<b>Recreation and Amenity</b>							
Mobile Libraries					n/a	€ 700,000	Sinking fund to replace depreciating/old mobile vans
In Context Arts Project					2020-2022	€ 520,000	
DTTAS Sports Capital Grant 2019 pitch upgrades					2019-2025	€ 530,000	
Grand Canal Greenway					To be determined	€ 5,000,000	No timeline as yet. Funding options being considered
<b>Agriculture, Education, Health and Welfare</b>							
<b>Miscellaneous Services</b>							
H03 Administration of Rates		€ 2,718,300			Annual		Increase in uncollectable Rates due to Covid 19
New CRM and Telephone system					2020-2022	€ 500,000	
Depot Re-structuring Project					2020-2022	€ 4,000,000	
<b>TOTALS</b>		<b>€ 11,311,000</b>	<b>€ 548,437</b>	<b>€ -</b>		<b>€ 164,840,800</b>	
						* Projected lifetime expenditure completed for capital expenditure only	

**Expenditure being Incurred - Greater than €0.5m (Capital and Current)**

<b>Project/Scheme/Programme Name</b>	<b>Short Description</b>	<b>Current Expenditure Amount in Reference Year</b>	<b>Capital Expenditure Amount in Reference Year (Non Grant)</b>	<b>Capital Expenditure Amount in Reference Year (Grant)</b>	<b>Project/Programme Anticipated Timeline</b>	<b>Cumulative Expenditure to-date</b>	<b>Projected Lifetime Expenditure (Capital Only)</b>	<b>Explanatory Notes</b>
<b>Housing &amp; Building</b>								
A01 Maintenance & Improvement of LA Housing Units		€ 20,145,605			Annual			
A03 Housing Rent and Tenant Purchase Administration		€ 1,729,631			Annual			
A04 Housing Community Development Support		€ 5,487,503			Annual			
A05 Administration of Homeless Service		€ 4,241,517			Annual			
A06 Support to Housing Capital & Affordable Prog		€ 9,064,441			Annual			
A07 RAS and Leasing Programme		€ 36,683,273			Annual			
A08 Housing Loans		€ 2,562,290			Annual			
A09 Housing Grants		€ 2,750,513			Annual			
A11 Agency & Recoupable Services		€ 734,205			Annual			
Disabled Tenants (1997)				€ 744,363	Rolling project	€ 744,363	€ 1,650,000	Cumulative expenditure for 2020
Energy Efficiency Programme			€ 476,206		Rolling project	€ 476,206	€ 4,500,000	Cumulative expenditure for 2020
LA Acquisitions			€ 3,683,163		Rolling project	€ 3,683,163	€ 41,028,000	Cumulative expenditure for 2020
IPB Fire Damaged Properties - GROUPE			€ 280,797		Rolling project	€ 280,797	€ 280,797	Cumulative expenditure for 2020
Part V Acquisition - GROUPE			€ 13,539,974		Rolling project	€ 13,539,974	€ 13,539,974	Cumulative expenditure for 2020
Social Housing Construction Programme			€ -		Ongoing	€ 6,269,731	€ 15,164,905	Total for non-specified Construction Projects
Homeville, Knocklyon (Social Building Programme)			€ 110,506		Est. 2022 delivery	€ 202,509	€ 3,799,900	
St Catherine's (Social Building Programme)			€ 418,606		Est. 2022 delivery	€ 558,836	€ 2,992,000	
Eircom Site (Social Building Programme)			€ 925,540		Est. 2022 delivery	€ 1,330,852	€ 26,532,690	
Balgaddy (Social Building Programme) - 2019			€ 174,291		Est. 2022 delivery	€ 220,794	€ 19,019,100	
Templeogue Village (Social Building Scheme) - 2019			€ 92,916		Est. 2022 delivery	€ 121,001	€ 2,584,000	
Riversdale, Watery Lane, Clondalkin (Social Building Programme) - 2019			€ 124,830		Est. 2022 delivery	€ 220,822	€ 9,157,200	
CALF - Voluntary Housing			€ 11,737,829		Ongoing	€ 11,737,829	€ 11,737,829	Cumulative expenditure for 2020
CAS Construction			€ 3,430,209		Ongoing	€ 3,430,209	€ 3,430,209	Cumulative expenditure for 2020
Integrated Housing Computer System			€ 502,784		2021	€ 1,362,053	€ 1,488,119	
<b>Road Transportation and Safety</b>								
B02 NS Road - Maintenance and Improvement		€ 1,127,586			Annual			
B03 Regional Road - Maintenance and Improvement		€ 3,026,513			Annual			
B04 Local Road - Maintenance and Improvement		€ 15,634,126			Annual			
B05 Public Lighting		€ 5,306,756			Annual			
B06 Traffic Management Improvement		€ 2,556,819			Annual			
B07 Road Safety Engineering Improvement		€ 2,173,872			Annual			
B08 Road Safety Promotion & Education		€ 1,870,158			Annual			
B10 Support to Roads Capital Prog		€ 911,455			Annual			
AIRLIE PARK - ADAMSTOWN PARK SDZ (LIHAF)			€ 1,326,018		2019-2022	€ 1,654,463	€ 10,000,000	
TANDY'S LANE PARK - ADAMSTOWN SDZ (LIHAF)			€ 2,978,388		2019-2022	€ 3,262,414	€ 5,000,000	
Rathcoole Masterplan			€ 66,633		2021	€ 162,431	€ 1,512,400	
Clonburris Common Infrastructure			€ 62,219		2023	€ 175,943	€ 3,176,000	

**Expenditure being Incurred - Greater than €0.5m (Capital and Current)**

Project/Scheme/Programme Name	Short Description	Current Expenditure Amount in Reference Year	Capital Expenditure Amount in Reference Year (Non Grant)	Capital Expenditure Amount in Reference Year (Grant)	Project/Programme Anticipated Timeline	Cumulative Expenditure to-date	Projected Lifetime Expenditure (Capital Only)	Explanatory Notes
Naas Road Masterplanning			€ 377,293		2022	€ 389,403	€ 1,189,400	
M50 Improvements - Third Lane			€ 82,008		2023	€ 82,008	€ 705,008	Outstanding Land costs. Cumulative expenditure for 2020.
R120 Adamstown Road Improvement Scheme			€ 237,081		2021	€ 22,959,862	€ 24,577,900	Outstanding final account
Tallaght Hospital Access Road (Belgard to Cookstown Link) URDF			€ 1,562,545		2021	€ 1,770,667	€ 1,970,700	
On/Off Street Parking Replacement of Machines			€ -		2023	€ 913,993	€ 1,214,000	
Structural Repairs(public lighting column replace)			€ 1,289,002		2025	€ 5,139,507	€ 14,600,000	
N81 cycling,walking & bus facilities			€ 191,072		2022	€ 700,965	€ 3,800,965	
Monastery Road Walking Route			€ 1,225,122		2021	€ 2,261,387	€ 2,361,400	
River Dodder Cycle & Pedestrian Route (Dodder Regi			€ 6,470,028		2022	€ 7,666,316	€ 25,666,400	
Tallaght to Ballyboden walking & cycling route			€ 32,969		2021	€ 2,405,890	€ 3,405,800	
Green School Cluster			€ 28,170		2021	€ 1,156,631	€ 1,306,600	
Village Initiatives - GROUPED			€ 219,319		2022	€ 5,586,496	€ 9,386,500	
Social Housing Estates Renewal Programme			€ 261,537		2020	€ 1,286,966	€ 300,000	
Grange Road Cycle Track Phase 2			€ 208,676		2021	€ 257,247	€ 2,557,300	
Canal Loop Greenway Study (linking Grand & Royal Canals)			€ 64,648		2023	€ 235,587	€ 9,635,600	
Edmondstown Road Reinstatement Works			€ 589		2021	€ 856,603	€ 860,000	
Belgard Civic Plaza URDF			€ 178,562		2022	€ 182,816	€ 3,199,900	
Belgard Civic Square & Pedestrian Link URDF			€ 86,245		2022	€ 90,488	€ 1,600,100	
Belgard Road to Airton Link Road (Airton Road Ext) URDF			€ 2,553,671		2022	€ 2,553,671	€ 7,700,000	
NTA Stimulus Package 2020			€ 2,366,918		2020	€ 2,366,918	€ 2,366,918	Government Stimulus Package 2020 only
Citywest Rd/Fortunestown Lane jct upgrade					2021	€ 1,649,254	€ 1,700,000	
Celbridge Link Road LIHAF (Tubber Lane to Celbridge Road)			€ 1,473,875		2021	€ 1,811,618	€ 5,000,000	
<b>Water Services</b>								
C01 Water Supply		€ 4,380,185			Annual for duration of SLA			
C02 Waste Water Treatment		€ 3,249,475			Annual for duration of SLA			
C08 Local Authority Water and Sanitary Services		€ 4,645,336			Annual			
Annual Minor Drainage Programme			€ 229,855		2014-2021	€ 1,669,513	€ 2,830,000	
Water Quality Infrastructure - Wetlands Life			€ 334,328		2019- 2023	€ 382,112	€ 2,700,000	
River Poddle Flood Alleviation Scheme			€ 317,878		2019-2024	€ 1,101,279	€ 5,500,000	
Whitechurch Stream Flood Alleviation Scheme			€ 296,735		2019-2022	€ 516,327	€ 1,900,000	
<b>Development Management</b>								
D01 Forward Planning		€ 2,898,039			Annual			
D02 Development Management		€ 3,067,343			Annual			
D03 Enforcement		€ 668,555			Annual			
D04 Industrial and Commercial Facilities		€ 1,126,730			Annual			
D05 Tourism Development and Promotion		€ 1,545,755			Annual			
D06 Community and Enterprise Function		€ 4,201,131			Annual			
D08 Building Control		€ 607,842			Annual			
D09 Economic Development and Promotion		€ 38,821,251			Annual			€31.4m relates to the Restart Grant / Balance is other LEO supports
D10 Property Management		€ 1,719,785			Annual			

**Expenditure being Incurred - Greater than €0.5m (Capital and Current)**

Project/Scheme/Programme Name	Short Description	Current Expenditure Amount in Reference Year	Capital Expenditure Amount in Reference Year (Non Grant)	Capital Expenditure Amount in Reference Year (Grant)	Project/Programme Anticipated Timeline	Cumulative Expenditure to-date	Projected Lifetime Expenditure (Capital Only)	Explanatory Notes
Grange Castle West Acquisition of Land			€ 6,371,318		Q1 2022	€ 6,371,318	€ 13,500,000	Under construction, project delayed due to Covid 19
Tallaght Stadium - Fourth Stand URDF			€ 314,669		Q2 2023	€ 348,735	€ 8,463,002	
Innovation Centre URDF			€ 371,430		Q4 2022	€ 363,709	€ 13,781,396	
Management and Development of South Dublin County Councils Ducting Infrastructure Network			€ 205,685		Ongoing			Income projected to exceed any expenditure
Dublin Mountains Visitor Project			€ 103,175		Q1 2023	€ 870,703	€ 15,000,000	High Court Judicial Review - Planning Decision Pending
Rathfarnham Castle - Courtyard & Stables Project			€ 68,238		Q3 2022	€ 1,207,960	€ 2,000,000	
Grange Castle			€ 26,252		not applicable			Ongoing general Capital Code for Grange Castle - no specific capital project
Heatnet Project			€ 403,628		2020-2024	€ 671,401	€ 4,500,000	
Grange Castle Pocket Park - GC187			€ 611,435		Q4 2020	€ 1,546,887	€ 1,546,887	
<b>Environmental Services</b>								
E01 Landfill Operation & Aftercare		€ 1,031,946			Annual			
E02 Recovery and Recycling Facilities Operations		€ 553,076			Annual			
E03 Waste to Energy Facilities Operations		€ 1,034,279			Annual			
E04 Provision of Waste to Collection Services		€ 516,976			Annual			
E05 Litter Management		€ 1,669,213			Annual			
E06 Street Cleaning		€ 8,688,470			Annual			
E07 Waste Regulations, Monitoring and Enforcement		€ 1,097,208			Annual			
E09 Maintenance of Burial Grounds		€ 1,371,921			Annual			
E10 Safety of Structures and Places		€ 680,303			Annual			
E11 Operation of Fire Service		€ 21,477,973			Annual			
E15 Climate Change and Flooding		€ 650,089			Annual			
Lucan Athletics Track Resurfacing (SC)			-€ 18,399		2020-2022	€ 611,396	€ 986,100	
Climate Change Adaptation Fund			€ 50,261		2018-2021	€ 388,628	€ 1,135,000	
<b>Recreation and Amenity</b>								
F02 Operation of Library and Archival Service		€ 10,646,851			Annual			
F03 Outdoor Leisure Areas Operations		€ 20,334,431			Annual			
F04 Community Sport and Recreational Development		€ 9,585,767			Annual			
F05 Operation of Arts Programme		€ 2,344,820			Annual			
North Clondalkin Library			€ 2,076,879		2021	€ 6,082,973	€ 6,200,000	
Castletymon Library			€ 1,369,877		2021	€ 2,309,403	€ 2,900,000	
Kiltipper Park Development (2017)			€ 667,648		2019-2025	€ 1,641,790	€ 2,500,000	
Playground Programme			€ 503		2014-2022	€ 2,844,818	€ 3,000,000	
Regional Parks Playground Refurbishment Programme					2014-2022	€ 179,946	€ 400,000	
Dodder Valley Mount Carmel Sports Facility			€ 96,819		2019- 2025	€ 325,392	€ 950,000	
N81 Landscape Improvement Scheme			-€ 166,817		2016-2025	€ 1,060,941	€ 5,000,000	
Corkagh Park Study Implementation			€ 112,184		2019-2025	€ 303,420	€ 5,000,000	
Pavilions Programme Reserve			€ 578,750		2015-2025	€ 1,491,784	€ 7,000,000	
MICW Boundary Enhancement Works			€ 547,177		2019-2025		€ 1,200,000	



**Projects/Programmes Completed or discontinued in the reference year - Greater than €0.5m (Capital and Current)**

<b>Project/Scheme/Programme Name</b>	<b>Short Description</b>	<b>Current Expenditure Amount in Reference Year</b>	<b>Capital Expenditure Amount in Reference Year (Non Grant)</b>	<b>Capital Expenditure Amount in Reference Year (Grant)</b>	<b>Project/Programme Completion Date</b>	<b>Final Outturn Expenditure</b>	<b>Explanatory Notes</b>
<b>Housing &amp; Building</b>							
St Marks Avenue, Clondalkin (Social Build Prog)				€ 412,731	Delivered	€ 11,271,000	
Kilcarbery/Corkagh Grange LIHAF				€ 176,094	Delivered	€ 2,163,000	
<b>TOTALS</b>		<b>€ -</b>	<b>€ -</b>	<b>€ 588,825</b>		<b>€ 13,434,000</b>	



## Appendix 2: South Dublin County Council 2020 Public Spend Code Checklists

### Notes:

- ❖ The scoring mechanism for the checklists is as follows:
  - Scope for significant improvements = a score of 1
  - Compliant but with some improvement necessary = a score of 2
  - Broadly compliant = a score of 3
  
- ❖ For some questions, the scoring mechanism is not always strictly relevant. In these cases, it is appropriate to mark as N/A and provide the required information in the commentary box as appropriate.
  
- ❖ The focus should be on providing descriptive and contextual information to frame the compliance ratings and to address the issues raised for each question. It is also important to provide summary details of key analytical outputs covered in the sample for those questions which address compliance with appraisal/evaluation requirements i.e. the annual number of appraisals (e.g. Cost Benefit Analyses or Multi Criteria Analyses), evaluations (e.g. Post Project Reviews). Key analytical outputs undertaken but outside of the sample should also be noted in the report.

## Checklist 1 – To be completed in respect of general obligations not specific to individual projects/programmes.

	General Obligations not specific to individual projects/programmes.	Self-Assessed Compliance Rating: 1 - 3	Comment/Action Required
Q 1.1	Does the organisation ensure, on an ongoing basis, that appropriate people within the organisation and its agencies are aware of their requirements under the Public Spending Code (incl. through training)?	3	Circular 24/2019 and the revised Public Spending Code documentation has been circulated to staff. Training on the Public Spending Code was held in May 2021 for staff with responsibility for managing programmes. Forty-five staff attended the training which was delivered by the IPA.
Q 1.2	Has internal training on the Public Spending Code been provided to relevant staff?	3	
Q 1.3	Has the Public Spending Code been adapted for the type of project/programme that your organisation is responsible for, i.e., have adapted sectoral guidelines been developed?	3	Revised guidance note prepared by the CCMA Finance Committee in 2021.
Q 1.4	Has the organisation in its role as Approving Authority satisfied itself that agencies that it funds comply with the Public Spending Code?	n/a	
Q 1.5	Have recommendations from previous QA reports (incl. spot checks) been disseminated, where appropriate, within the organisation and to agencies?	3	
Q 1.6	Have recommendations from previous QA reports been acted upon?	3	Yes, training for relevant staff held.
Q 1.7	Has an annual Public Spending Code QA report been submitted to and certified by the Chief Executive Officer, submitted to NOAC and published on the Local Authority's website?	3	Submitted on the 28 <sup>th</sup> May 2021
Q 1.8	Was the required sample of projects/programmes subjected to in-depth checking as per step 4 of the QAP?	3	Yes, the sample met these requirements
Q 1.9	Is there a process in place to plan for ex post evaluations?  Ex-post evaluation is conducted after a certain period has passed since the completion of a target project with	2	Requirement for same covered as part of training sessions.

	emphasis on the effectiveness and sustainability of the project.		Checklists were completed by a sample of Departments and no projects meeting this criterion were identified in the checklists.
Q 1.10	How many formal evaluations were completed in the year under review? Have they been published in a timely manner?	n/a	
Q 1.11	Is there a process in place to follow up on the recommendations of previous evaluations?	2	
Q 1.12	How have the recommendations of reviews and ex post evaluations informed resource allocation decisions?	n/a	Learnings shared across Directorates in the Council

## Checklist 2 – To be completed in respect of capital projects/programmes & capital grant schemes that were under consideration in the past year.

	Capital Expenditure being Considered – Appraisal and Approval	Self-Assessed Compliance Rating: 1 - 3	Comment/Action Required
Q 2.1	Was a Strategic Assessment Report (SAR) completed for all capital projects and programmes over €10m?	n/a	No projects or programmes in excess of €10m under consideration in the sample of Departments who completed the Checklists.
Q 2.2	Were performance indicators specified for each project/programme which will allow for a robust evaluation at a later date?  Have steps been put in place to gather performance indicator data?	3	Indicators relating to project delivery, costings and timelines identified as appropriate and monitoring processes in place.
Q 2.3	Was a Preliminary and Final Business Case, including appropriate financial and economic appraisal, completed for all capital projects and programmes?	3	Business cases and appraisals were carried out where the project has progressed. Some projects at an early stage and business cases are being prepared.
Q 2.4	Were the proposal objectives SMART and aligned with Government policy including National Planning Framework, Climate Mitigation Plan etc?	3	Project objectives are aligned to SDCC Corporate Objectives which include alignment with NPF and Climate Change Action Plans.
Q 2.5	Was an appropriate appraisal method and parameters used in respect of capital projects or capital programmes/grant schemes?	3	Yes, as appropriate. For example, a Multi Criteria Analysis was carried out. Other projects are at an early stage and this work has yet to be carried out.
Q 2.6	Was a financial appraisal carried out on all proposals and was there appropriate consideration of affordability?	3	
Q 2.7	Was the appraisal process commenced at an early enough stage to inform decision making?	3	
Q 2.8	Were sufficient options analysed in the business case for each capital proposal?	3	As appropriate, with reports considered by Consultants/Quantity Surveyors/Architects as required. Limited suppliers for the specific product required was identified as a constraint in one project.
Q 2.9	Was the evidence base for the estimated cost set out in each business case?  Was an appropriate methodology used to estimate the cost?  Were appropriate budget contingencies put in place?	3	Yes, estimates usually based on rates derived from recent tenders for similar work, and contingencies included for.
Q 2.10	Was risk considered and a risk mitigation strategy commenced?	3	Yes, Project Board appointed as part of tender process for qualifying projects. Another project

	Was appropriate consideration given to governance and deliverability?		reported on is at early stage and these elements are to be considered.
Q 2.11	Were the Strategic Assessment Report, Preliminary and Final Business Case submitted to DPER for technical review for projects estimated to cost over €100m?	n/a	
Q 2.12	Was a detailed project brief including design brief and procurement strategy prepared for all investment projects?	3	Yes, as part of approval process and tender specification. Another project reported on is at early stage and this is to be considered
Q 2.13	Were procurement rules (both National and EU) complied with?	3	
Q 2.14	Was the Capital Works Management Framework (CWMF) properly implemented?	3	
Q 2.15	Were State Aid rules checked for all support?	3	Yes, as required
Q 2.16	Was approval sought from the Approving Authority at all decision gates?	3	Yes, prior to Part 8 and during the Part 8 process, as well as URDF approval as and where required.
Q 2.17	Was Value for Money assessed and confirmed at each decision gate by Sponsoring Agency and Approving Authority?	3	
Q 2.18	Was approval sought from Government through a Memorandum for Government at the appropriate decision gates for projects estimated to cost over €100m?	n/a	n/a

**Checklist 3 – To be completed in respect of new current expenditure under consideration in the past year.**

	<b>Current Expenditure being Considered – Appraisal and Approval</b>	<b>Self-Assessed Compliance Rating: 1 - 3</b>	<b>Comment/Action Required</b>
Q 3.1	Were objectives clearly set out?	3	Yes, in Adopted Budget process, and Annual Financial Statement, and Corporate and Team Plan processes, and as part of service specific agreements such as Dublin Local Authority agreement on Fire Services.
Q 3.2	Are objectives measurable in quantitative terms?	3	
Q 3.3	Was a business case, incorporating financial and economic appraisal, prepared for new current expenditure proposals?	2	For example, in the Dublin Local Authority agreement on Fire Services.
Q 3.4	Was an appropriate appraisal method used?	2	
Q 3.5	Was an economic appraisal completed for all projects/programmes exceeding €20m or an annual spend of €5m over 4 years?	n/a	
Q 3.6	Did the business case include a section on piloting?	n/a	
Q 3.7	Were pilots undertaken for new current spending proposals involving total expenditure of at least €20m over the proposed duration of the programme and a minimum annual expenditure of €5m?	n/a	
Q 3.8	Have the methodology and data collection requirements for the pilot been agreed at the outset of the scheme?	n/a	
Q 3.9	Was the pilot formally evaluated and submitted for approval to the relevant Vote Section in DPER?	n/a	
Q 3.10	Has an assessment of likely demand for the new scheme/scheme extension been estimated based on empirical evidence?	3	New LEO scheme in relation to Covid supports established. All expenditure approved by Members or National Govt.
Q 3.11	Was the required approval granted?	3	
Q 3.12	Has a sunset clause been set?	n/a	
Q 3.13	If outsourcing was involved were both EU and National procurement rules complied with?	n/a	

Q 3.14	Were performance indicators specified for each new current expenditure proposal or expansion of existing current expenditure programme which will allow for a robust evaluation at a later date?	2	Yes. For example, monthly Council reports, targets set through PMDS processes and as part of the budgetary approval processes. National Indicators in place, with local KPIs where applicable.
Q 3.15	Have steps been put in place to gather performance indicator data?	2	

**Checklist 4 – To be completed in respect of capital projects/programmes & capital grants schemes incurring expenditure in the year under review.**

	<b>Incurring Capital Expenditure</b>	<b>Self-Assessed Compliance Rating: 1 - 3</b>	<b>Comment/Action Required</b>
Q 4.1	Was a contract signed and was it in line with the Approval given at each Decision Gate?	3	Yes, tender process followed as required, with contract signed as required.
Q 4.2	Did management boards/steering committees meet regularly as agreed?	3	
Q 4.3	Were programme co-ordinators appointed to co-ordinate implementation?	3	Yes – with oversight by Senior Staff and project partners (e.g. architects, consultants) as appropriate.
Q 4.4	Were project managers, responsible for delivery, appointed and were the project managers at a suitably senior level for the scale of the project?	3	
Q 4.5	Were monitoring reports prepared regularly, showing implementation against plan, budget, timescales and quality?	3	SDCC Project Monitor tool in place.
Q 4.6	Did projects/programmes/grant schemes keep within their financial budget and time schedule?	2	Covid 19 has affected both budget and timescale of several projects due to cessation of construction for extended periods of time.
Q 4.7	Did budgets have to be adjusted?	2	Yes, for example due to contractor claim due to Covid delays.
Q 4.8	Were decisions on changes to budgets / time schedules made promptly?	3	
Q 4.9	Did circumstances ever warrant questioning the viability of the project/programme/grant scheme and the business case (exceeding budget, lack of progress, changes in the environment, new evidence, etc.)?	3	Checklists were completed by a sample of Departments and no projects meeting this criterion were identified in the checklists
Q 4.10	If circumstances did warrant questioning the viability of a project/programme/grant scheme was the project subjected to adequate examination?	n/a	



Q 4.11	If costs increased or there were other significant changes to the project was approval received from the Approving Authority?	3	Yes, with approval by Chief Executive Order as appropriate.
Q 4.12	Were any projects/programmes/grant schemes terminated because of deviations from the plan, the budget or because circumstances in the environment changed the need for the investment?	3	Checklists were completed by a sample of Departments and one project delayed due to legal challenges was identified.

**Checklist 5 – To be completed in respect of current expenditure programmes incurring expenditure in the year under review.**

	<b>Incurring Current Expenditure</b>	<b>Self-Assessed Compliance Rating: 1 -3</b>	<b>Comment/Action Required</b>
Q 5.1	Are there clear objectives for all areas of current expenditure?	3	Yes, based on Corporate and Department Team Plans and objectives, Annual Budget process, in accordance with local and national indicators (where applicable), and various project specific plans (e.g. Public Realm Improvement Works / Litter Management Plan).
Q 5.2	Are outputs well defined?	3	For most projects yes. PMDS processes, annual budgetary process, Annual Financial Statement process, monthly statistical reports (where applicable) and internal audit reviews all feed into this.
Q 5.3	Are outputs quantified on a regular basis?	3	
Q 5.4	Is there a method for monitoring efficiency on an ongoing basis?	3	
Q 5.5	Are outcomes well defined?	3	
Q 5.6	Are outcomes quantified on a regular basis?	3	
Q 5.7	Are unit costings compiled for performance monitoring?	3	Yes as agreed to Department cost drivers and salaries
Q 5.8	Are other data compiled to monitor performance?	3	Financial Monitoring, Team meetings, and PMDS process including Mid-Year Review.
Q 5.9	Is there a method for monitoring effectiveness on an ongoing basis?	3	Yes, for example Quarterly Financial Statement, procurement processes, fortnightly strategy and statistical reports.
Q 5.10	Has the organisation engaged in any other 'evaluation proofing' of programmes/projects?	3	Yes, through compliance with Corporate Procurement Policy and Processes, as well as monitoring of Budgets and through the Annual Budgetary process.

**Checklist 6 – To be completed in respect of capital projects/programmes & capital grant schemes discontinued in the year under review.**

	<b>Capital Expenditure Recently Completed</b>	<b>Self-Assessed Compliance Rating: 1 - 3</b>	<b>Comment/Action Required</b>
Q 6.1	How many Project Completion Reports were completed in the year under review?	n/a	Checklists were completed by a sample of Departments and no projects meeting this criterion were identified in the checklists
Q 6.2	Were lessons learned from Project Completion Reports incorporated into sectoral guidance and disseminated within the Sponsoring Agency and the Approving Authority?	n/a	
Q 6.3	How many Project Completion Reports were published in the year under review?	n/a	
Q 6.4	How many Ex-Post Evaluations were completed in the year under review?	n/a	
Q 6.5	How many Ex-Post Evaluations were published in the year under review?	n/a	
Q 6.6	Were lessons learned from Ex-Post Evaluation reports incorporated into sectoral guidance and disseminated within the Sponsoring Agency and the Approving Authority?	n/a	
Q 6.7	Were Project Completion Reports and Ex-Post Evaluations carried out by staffing resources independent of project implementation?	n/a	
Q 6.8	Were Project Completion Reports and Ex-Post Evaluation Reports for projects over €50m sent to DPER for dissemination?	n/a	

**Checklist 7 – To be completed in respect of current expenditure programmes that reached the end of their planned timeframe during the year or were discontinued.**

	<b>Current Expenditure that (i) reached the end of its planned timeframe or (ii) was discontinued</b>	<b>Self-Assessed Compliance Rating: 1 - 3</b>	<b>Comment/Action Required</b>
Q 7.1	Were reviews carried out of current expenditure programmes that matured during the year or were discontinued?	n/a	Not applicable
Q 7.2	Did those reviews reach conclusions on whether the programmes were efficient?	n/a	As above
Q 7.3	Did those reviews reach conclusions on whether the programmes were effective?	n/a	As above
Q 7.4	Have the conclusions reached been taken into account in related areas of expenditure?	n/a	As above
Q 7.5	Were any programmes discontinued following a review of a current expenditure programme?	n/a	As above
Q 7.6	Were reviews carried out by staffing resources independent of project implementation?	n/a	As above
Q 7.7	Were changes made to the organisation's practices in light of lessons learned from reviews?	n/a	As above

## Appendix 3: Report Arising from In-Depth Checks

### Quality Assurance – In Depth Check 1: Proposed increase in Revenue Expenditure E05 and E06

---

#### Section A: Introduction

---

This introductory section details the headline information on the programme or project in question.

Programme or Project Information	
<b>Name</b>	Proposed increase in Revenue Expenditure
<b>Detail</b>	To provide an increase in Revenue Expenditure in 2021 in Service Areas: - a) E05 Litter Management b) E06 Street Cleaning Increased expenditure is due to an increase in payroll costs and an increase in the cost of waste disposal due to a steep rise in illegal dumping.
<b>Responsible Directorate</b>	Environment, Water and Climate Change
<b>Current Status</b>	Expenditure Under Consideration (in 2020) and approved for 2021 budget
<b>Start Date</b>	Budgetary Process in 2020 for 2021
<b>End Date</b>	Ongoing
<b>Overall Increase</b>	a) €154,800 – Litter Management b) <u>€424,000 – Street Cleaning</u> €578,800 – Total

## **Project Description**

### a) E05 Litter Management:

Budget provision of €1,815,400, which included an increase of €154,800, was approved in the 2020 budget process for 2021.

South Dublin County Council's Litter Management Plan 2020-2022 was adopted by the Elected Members in March 2020. The Plan is closely linked to the Climate Change Action Plan 2019-2024, specifically the Resource Management Action Area where 20 of the 27 actions are supported by actions in the Litter Management Plan.

The 2021 Annual Litter Action Plan will combat persistent problems of illegal dumping, littering, graffiti and dog fouling through enhanced education and awareness programmes and surveillance and enforcement measures in the 2020 budget process for 2021. The increase in the budget was largely due to an increase in payroll costs.

### b) E06 Street Cleaning

A total budget of €8,674,100 in respect of the street cleaning programme was approved in the 2020 budget process for 2021.

Included in this was an increase of €424,000. €210,000 of this increase was calculated on a steep rise in illegal dumping and the associated cost of its removal and disposal. The remaining €214,000 was mainly due to an increase in insurance and payroll costs.

-----

## Section B - Step 1: Logic Model Mapping

As part of this In-Depth Check, Internal Audit have completed a Programme Logic Model (PLM) for the proposed increase in Revenue Expenditure over the two service areas.

- a) E05 Litter Management
- b) E06 Street Cleaning

Objectives	Inputs	Proposed Activities	Proposed Outputs	Proposed Outcomes
a) To implement the Annual Litter Action Plan as part of the Litter Management Plan 2020-2022.	<ul style="list-style-type: none"> <li>• Increased Revenue Budget by €154,800</li> <li>• Staff Resources</li> </ul>	<ul style="list-style-type: none"> <li>• Targeted anti-litter and litter prevention campaigns</li> <li>• To encourage and support active participation in Local, National and Regional litter prevention and awareness programmes.</li> <li>• Delivery of the Green Schools Programme</li> <li>• Support community groups in litter prevention, litter awareness and community clean ups</li> </ul>	Implementation of a programme of enhanced education, awareness and surveillance and enforcement measures, to combat persistent problems of illegal dumping, littering, graffiti and dog fouling.	<ul style="list-style-type: none"> <li>• Delivery of Annual Litter Action Plan 2021 in line with 2021 budget increase.</li> </ul>

<p>b) To deliver an integrated approach to achieving high quality maintenance and improvement of our public realm.</p>	<ul style="list-style-type: none"> <li>• Increased Revenue Budget by €424,000</li> <li>• Staff Resources</li> </ul>	<ul style="list-style-type: none"> <li>• To undertake street (town/village) cleaning programme</li> <li>• To ensure that all cleansing services are always adequately resourced.</li> <li>• To monitor and ensure that cleansing services are always provided to an acceptable standard.</li> <li>• To ensure that areas subjected to on-going litter and dumping are cleaned on a weekly basis at a minimum.</li> </ul>	<p>Street/ road cleaning, litter picking and servicing litter bins is undertaken on a scheduled basis and approximately 11,609 tonnes of litter, illegal dumping, litter bin arisings and road sweeping waste is collected and disposed of each year</p>	<ul style="list-style-type: none"> <li>• These measures are aimed at improving the aesthetic appearance of our County in the interest of improving quality of life and our economic development potential.</li> </ul>
--	---	--	--	---



---

## Section B - Step 2: Summary Timeline of Project/Programme

---

The following section tracks the proposed increase in Revenue Expenditure over the two service areas under review: -

The timeline summary from inception to budget approval under the area of expenditure being considered in 2020.

The below strategies / plans set out the background and objectives to the increased activities and subsequent increase in budgets in the following areas:

**a) E05 Litter Management and**

**b) E06 Street Cleaning:**

- Corporate Plan 2020 – 2024
- Litter Management Plan 2020-2022
- Annual Service Delivery Plan 2021
- Management Team Plan 2020
- Adopted budget dated 19<sup>th</sup> November 2020 in respect of 2021

## Section B - Step 3: Analysis of Key Documents

The following section reviews the key SDCC documentation relating to appraisal, analysis and evaluation for the proposed increase in Revenue Expenditure over the two service areas:

- a) E05 Litter Management
- b) E06 Street Cleaning

<b>Project/Programme Key Documents</b>	
<b>Title</b>	<b>Details</b>
Management Team Plan 2020	<p>Improve the aesthetic appearance of our County in the interest of its Economic and Social Development</p> <ul style="list-style-type: none"> <li>• Implement the 2020 actions as set out in the Litter Management Plan.</li> <li>• Participate in National Litter Pollution Monitoring System.</li> <li>• Commence revised Street Cleaning Contract from 1 January 2020. Monitor contract works with regard to the agreed sweeping schedule, standard of work and health and safety requirements.</li> </ul> <p>Manage Regulatory, Licencing and Enforcement requirements, including Service Level Agreements</p> <p>Deliver proactive litter and waste enforcement services to ensure consistently high standards of cleanliness in the County.</p>
Corporate Plan 2020-2024	<p><b>4.Environment, Water and Climate Change</b></p> <p><b>Objective 2:</b> Improve the visual appearance of our county in the interest of economic and social development. Implement the Litter Management Plan 2020 – 2022. Take part in the National Litter Pollution Monitoring System. Implement and manage a scheduled street cleaning programme.</p> <p><b>Objective 4:</b> Manage Regulatory, Licensing and Enforcement requirements, including Service Level Agreements • Deliver litter and waste enforcement services to ensure consistently high standards of cleanliness in the county. •</p>
Adopted budget 2019	<p>The 2021 budget was adopted on 19<sup>th</sup> November 2020. The budget strategy sets out the requirement for increased expenditure across the two areas for the reasons outlined below: -</p> <ul style="list-style-type: none"> <li>• Rise in illegal dumping and the associated cost of its removal and disposal.</li> </ul>

	<ul style="list-style-type: none"> <li>• Increase in insurance and payroll costs.</li> </ul>
Annual Service Delivery Plan	<p><b>Objective 2:</b>          Improve the visual appearance of our county in the interest of economic and social development Implement the 2021 actions of the Litter Management Plan and participate in the National Litter Pollution Monitoring System          Manage street cleaning contract works.</p> <p><b>Objective 4:</b>          Deliver litter and waste enforcement services to ensure consistently high standards of cleanliness.</p>
Litter Management Plan 2020-2022	<p>Approved by the Elected Members of South Dublin County Council at their meeting held on 9<sup>th</sup> March 2020. The plan proposes to address the negative impacts of litter on our county, improve the quality of life and sense of wellbeing of our residents, and enhance our commercial and tourism potential through effective and efficient:</p> <ul style="list-style-type: none"> <li>• Enforcement of legislation and regulation</li> <li>• Management and maintenance of our public realm</li> <li>• Communication, education and awareness.</li> </ul>

---

### Section B - Step 4: Data Audit

---

The following section details the data audit that was carried out for the proposed increase in Revenue Expenditure over the two service areas:

- a) E05 Litter Management
- b) E06 Street Cleaning

Data Required	Use	Availability
a) 2020/2021 revenue Budget variances in E05 and E06	Analysis of variances	a) Spread sheet provided showing budget variances
b) Projected costings of additional waste disposal	For evaluating accuracy of projected costings for budgetary process.	b) Spread sheet provided with detailed projected costings

#### Data Availability and Proposed Next Steps –

Cost analyses and variance reports were available to support increases in revenue at this level.

---

### Section B - Step 5: Key Evaluation Questions

---

The following section looks at the key evaluation questions for proposed increase in Revenue Expenditure over the two service areas: -

- a) E05 Litter Management
- b) E06 Street Cleaning

#### **Does the delivery of the project/programme comply with the standards set out in the Public Spending Code? (Appraisal Stage, Implementation Stage and Post-Implementation Stage)**

The overall increase reviewed comprised of two expenditure elements. Each element was reviewed, and the level of increase could be substantiated. Across service areas reviewed the increases maintain levels of service, to enable the meeting of objectives and deliver expected outcomes.

#### **Is the necessary data and information available such that the project/programme can be subjected to a full evaluation at a later date?**

The objective for the increase in the service areas reviewed are clearly set out in both national and local strategic documents. High level and detailed costings were available to support the increases in revenue at this level.

#### **What improvements are recommended such that future processes and management are enhanced?**

No issues were identified during the review.

---

## Section C: In-Depth Check Summary

---

The following section presents a summary of the findings of this In-Depth Check on the Expenditure over the two service areas: -

- a) E05 Litter Management
- b) E06 Street Cleaning

### Summary of In-Depth Check

An in-depth check on the overall budget increase of €578,800 over the two service areas E05 Litter Management and E06 Street Cleaning was carried out to assess compliance with the standards set out in the Public Spending Code. This net increase comprised a number of different expenditure elements.

The basis for the increase in the revenue budget was substantiated by: -

The increases in payroll, insurance and waste disposal costs supported the increase in expenditure.

The objectives and expected outcomes for the increased budget across the service areas were clearly documented.

An overall substantial rating has been assigned to this review; individual service areas as follows:

E05 Litter Management –	Substantial
E06 Street Cleaning –	Substantial

## Quality Assurance – In Depth Check 2: Social Housing Development on land situated at the Eircom Site Nangor Road, Clondalkin, Dublin 22

### Section A: Introduction

This introductory section details the headline information on the programme or project in question.

<b>Programme or Project Information</b>	
<b>Name</b>	Social Housing Development on land situated at the Eircom Site Nangor Road, Clondalkin, Dublin 22
<b>Detail</b>	Proposed Social Housing Development comprising of 93 units on undeveloped lands at the junction of New Nangor Road and Fonthill Road South to the east, Old Nangor Road to the south and Cherrywood Crescent to the west, in Clondalkin, Dublin 22.
<b>Responsible Department</b>	Housing Social and Community Development
<b>Current Status</b>	Progressing, Latest milestone reached: DHPCLG Approval Pre-Tender (Stage 3)
<b>Start Date</b>	May 2019 (Stage 1 submission to Department of Housing, Planning, Community and Local Government)
<b>End Date</b>	2022/2023
<b>Overall Cost Estimate</b>	€26,532,689.83

## **Project Description:**

The requirement for new residential housing developments throughout South Dublin County is well established. Targets for the construction of such developments are documented in numerous local and national Policies. These include:

- Rebuilding Ireland
- Social Housing Strategy 2020
- National Spatial Strategy
- Regional Planning Guidelines for The Greater Dublin Area 2010-2022
- SDCC Interim Housing Strategy 2016

There is an established and chronic housing need in the area in question. Sites for development are not readily available. This land holding must therefore be utilized effectively.

South Dublin County Council (SDCC) is the owner of two sites of 1.6039 hectares (east site) and 0.5519 hectares (west site) aggregating to 2.1558 hectares and located at New Nangor road, Clondalkin, Dublin 22. This combined site is referred to as the “Eircom Site” as it is located beside an old Eircom exchange.

This project proposes the construction of the following development at the above-mentioned location:

- 15 no. 3-bedroom houses, 5-person, 2-storey
- 18 no. own-door duplex units comprising 9 no. 2-bed, 3-person ground floor units and 9 no. 3-bed, 4-person, 2-storey upper units
- 60 no. apartments in 2 x 30-unit blocks, each block comprising of...
  - 6 no. 1-bedroom units
  - 10 no. 2-bedroom units
  - 4 no. 3-bedroom units
  - 10 no. 3-bedroom units

This proposal (including sketches/drawings etc.) was formally presented to elected members at the Clondalkin Area Committee meeting on December 12<sup>th</sup>, 2018.

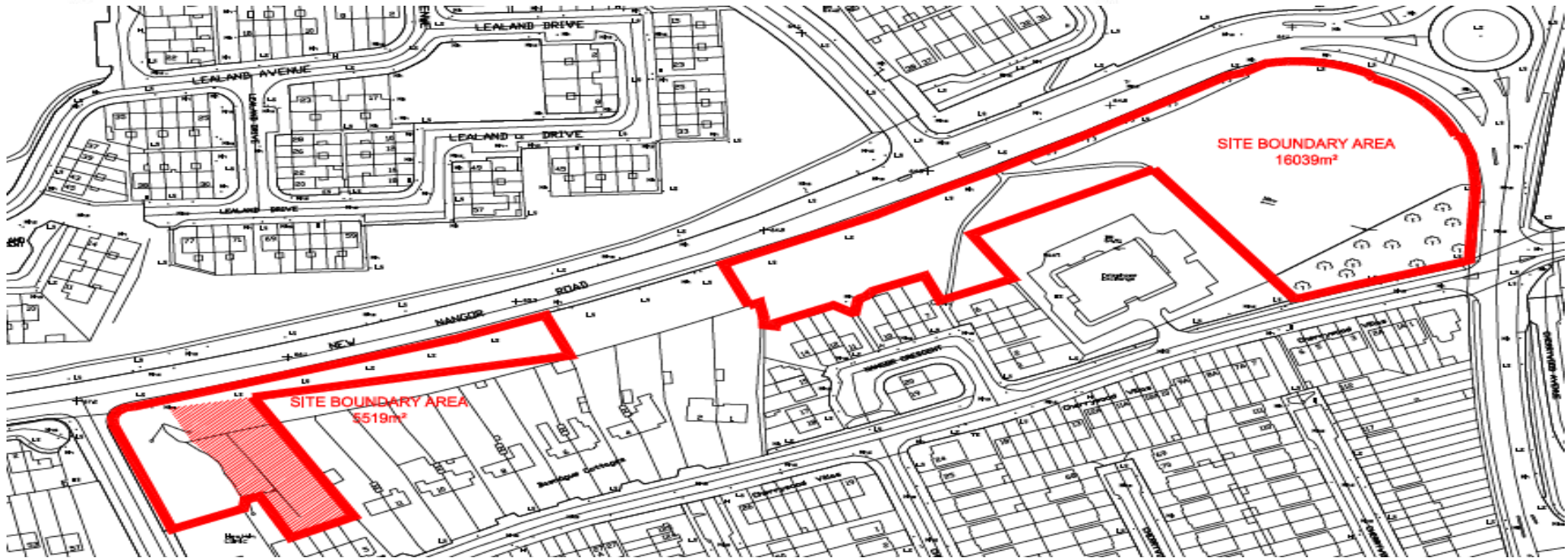
As part of the required Part 8 Planning Process, Project plans & drawings went on Public display on Thursday 11<sup>th</sup> July 2019. The planning process culminated with formal Council approval for the project on 14<sup>th</sup> October 2019.



Aerial view of proposal from North



Aerial view of proposal from West



**Design & Site Boundaries of Proposed Development**



**Section B - Step 1: Logic Model Mapping**

As part of this In-Depth Check, Internal Audit have completed a Programme Logic Model (PLM) for the Social Housing Development on land situated at the Eircom Site Nangor Road, Clondalkin, Dublin 22

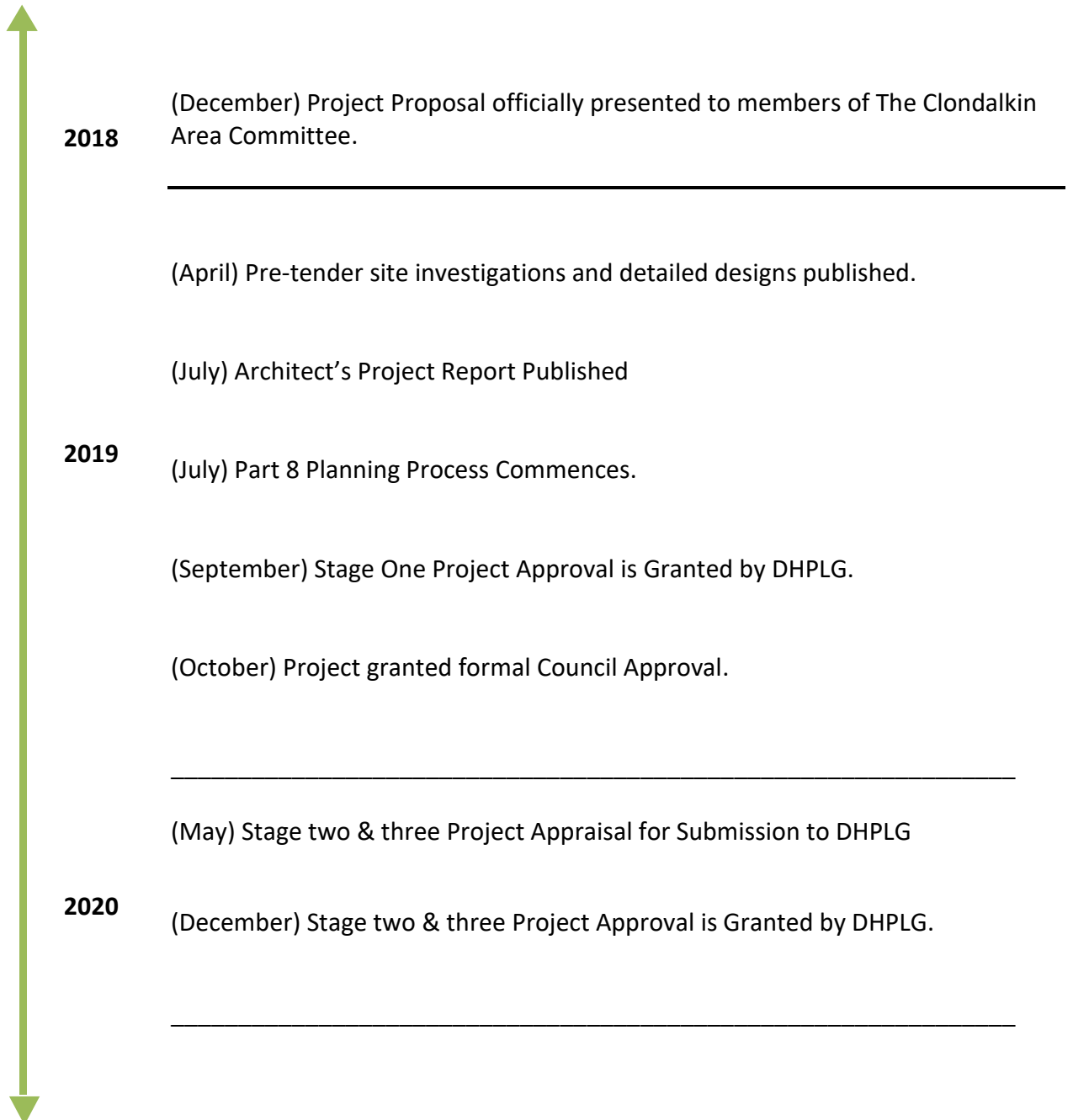
Objectives	Inputs to date	Activities to date	Proposed Outputs	Proposed Outcomes
<p>Proposed Social Housing Development comprising of 93 units and all associated landscaping and site development work on undeveloped lands at the junction of New Nangor Road and Fonthill Road South to the east, Old Nangor Road to the south and Cherrywood Crescent to the west, in Clondalkin, Dublin 22. The proposed development shall consist of:</p> <ul style="list-style-type: none"> <li>• 15 no. 3-bedroom houses, 5-person, 2-storey</li> <li>• 18 no. own-door duplex units comprising 9 no. 2-bed, 3-person ground floor units and 9 no. 3-bed, 4-person, 2-storey upper units</li> <li>• 60 no. apartments in 2 x 30-unit blocks, each block comprising of:               <ul style="list-style-type: none"> <li>6 x 1-bedroom units</li> <li>10 x 2-bedroom units</li> <li>4 x 3-bedroom units</li> <li>10 x 3-bedroom units</li> </ul> </li> </ul>	<p>Professional / Technical / Administrative Staff resources</p> <p>Funding from Department of Housing, Planning, Community and Local Government.</p> <p>Existing land assets</p>	<p>Assessment of options &amp; Cost Benefit Analysis</p> <p>Part VIII consultation</p> <p>Procurement of contractors / consultants</p>	<p>The successful delivery of a new housing development consisting of 93 new Social housing units to the SDCC housing stock which will help to address the need for new Social Housing units in Clondalkin area.</p>	<p>Delivery of a new social housing Development scheme in line with the various local and National Policies which include:</p> <ul style="list-style-type: none"> <li>• Rebuilding Ireland</li> <li>• Social Housing Strategy 2020</li> <li>• National Spatial Strategy</li> <li>• Regional Planning Guidelines for The Greater Dublin Area 2010-2022</li> <li>• SDCC Interim Housing Strategy 2016</li> </ul>

---

## Section B - Step 2: Summary Timeline of Project/Programme

---

The following section tracks this Social Housing Development from inception to conclusion in terms of major project/programme milestones.



### Section B - Step 3: Analysis of Key Documents

The following section reviews the key documentation relating to appraisal, analysis, and evaluation for this Social Housing Development.

<b>Project/Programme Key Documents</b>	
<b>Title</b>	<b>Details</b>
Rebuilding Ireland Programme	A Government Action Plan published in July 2016 to address homelessness in Ireland. A key action is to accelerate and expand the Rapid-Build Housing Programme.
The Social Housing Strategy 2020	A Government strategy published in November 2014 that committed to providing 35,000 new social housing units in Ireland between 2015 and 2020.
South Dublin County Development Plan 2016-2022	H1 Objective 1: To significantly increase the stock of social housing in the direct control of South Dublin County Council to meet the long-term housing needs of those households on the local authority housing list.
Part VIII Public Consultation and Architect's Report	The proposed development was approved by resolution of the Elected Members of South Dublin County Council its meeting held on 14th of October 2019 on foot of the Architect's report on the Public Consultation.
Stage 1 Project Appraisal for Submission to DHPLG	Several options for meeting the project objectives were assessed. The scheme submitted for approval to DHPCLG was selected following multi-criteria assessment and a cost benefit analysis. The main risks to the projects were identified and mitigating measures to be adopted were outlined.

## Section B - Step 4: Data Audit

The following section details the data audit that was carried out for this Social Housing Development. It evaluates whether appropriate data is available for the future evaluation of the project.

Data Required	Use	Availability
Appraisal/ Assessment of Options	Assess options and constraints and formally define needs to be met.	Yes. Detailed report including appraisal of all options available.
Cost Review	Assess costs of preferred option. Provides a basis for comparison to final cost.	Yes. Cost benefit analysis on preferred option included in Assessment of Options and Cost Benefit analysis report.
Risk Assessment	Assess and identify risks and document proposed mitigation/ control options.	Yes. Individual Risk Assessment documents for each Stage available.
Correspondence with Department of Housing, Planning, Community and Local Government, the Sanctioning Authority	Verify that approval was received from the Sanctioning Authority as required at each stage of the project.	Yes. Correspondence, relevant associated reports and stage submissions and approvals available.
Part VIII Public Consultation	Assess achievement of objectives and desired outcomes.	Yes. Indicative drawings and reports presented. Council minutes record agreement of elected members.
Chief Executive Orders and Procurement Documentation	Assess compliance with procurement regulations	Yes. To date, all suppliers thus far have been engaged through an appropriate procurement process

### Data Availability and Proposed Next Steps

- Internal Audit is satisfied that there is sufficient data available for the future evaluation of the project.

---

## Section B - Step 5: Key Evaluation Questions

---

The following section looks at the key evaluation questions for the Proposed Development based on the findings from the previous sections of this report.

**Does the delivery of the project/programme comply with the standards set out in the Public Spending Code? (Appraisal Stage, Implementation Stage and Post-Implementation Stage)**

Yes. Internal Audit is satisfied that the delivery of the project to date complies with the standards set out in the Public Spending Code.

**Is the necessary data and information available such that the project/programme can be subjected to a full evaluation at a later date?**

Yes, Internal Audit is satisfied that sufficient data is available up to this stage of the project for the future evaluation of the proposal.

**What improvements are recommended such that future processes and management are enhanced?**

No issues were identified during the in-depth review.

---

## Section: In-Depth Check Summary

---

The following section presents a summary of the findings of this In-Depth Check on the Social Housing Development on land situated at the Eircom Site Nangor Road, Clondalkin, Dublin 22.

### Summary of In-Depth Check

The *Social Housing Development on land situated at the Eircom Site Nangor Road, Clondalkin, Dublin 22* was reviewed for compliance with the Public Spending Code at the stage of '*DHPCLG Approval Pre-Tender (Stage 3)*'.

Internal Audit is satisfied that the delivery of the project to date substantially complies with the standards set out in the code; strong controls are in place to ensure compliance and these standards should be maintained throughout the remaining stages of the project.

## Quality Assurance – In Depth Check 3: Wellington Lane Cycle improvements

### Section A: Introduction

This introductory section details the headline information on the programme or project in question.

<b>Programme or Project Information</b>	
<b>Name</b>	Wellington Lane Cycle improvements
<b>Detail</b>	South Dublin County Council funded by the National Transport Authority (NTA) set out to develop the Wellington Lane Walking and Cycling scheme. The scheme's aim is to offer a safe and more attractive walking and cycling environment for the Community.
<b>Responsible Department</b>	Land Use Planning and Transportation
<b>Current Status</b>	In progress
<b>Start Date</b>	2018
<b>End Date</b>	On going
<b>Overall Cost Estimate</b>	€13.6m

#### Project Description

The overall scheme, which aims to provide improved cycle and pedestrian facilities, extends from the Firhouse Road/Spawell Link Road signalised junction, along Spawell Link Road, Wellington Lane, Wellington Road, Whitehall Road and terminates at the Whitehall/Kimmage Road West signalised junction.

The scheme aims to improve the public realm by providing upgraded footpaths, shared pedestrian and cycle space, improved pedestrian and cycle crossings, additional landscaping, improved signage, and new signalized crossing locations.

The proposed Scheme is located within a highly populated residential area. There are numerous amenities along the route as well as several Schools and Sports Clubs. Movements of pedestrians and cyclist are therefore high along these roads, in particular School Children.

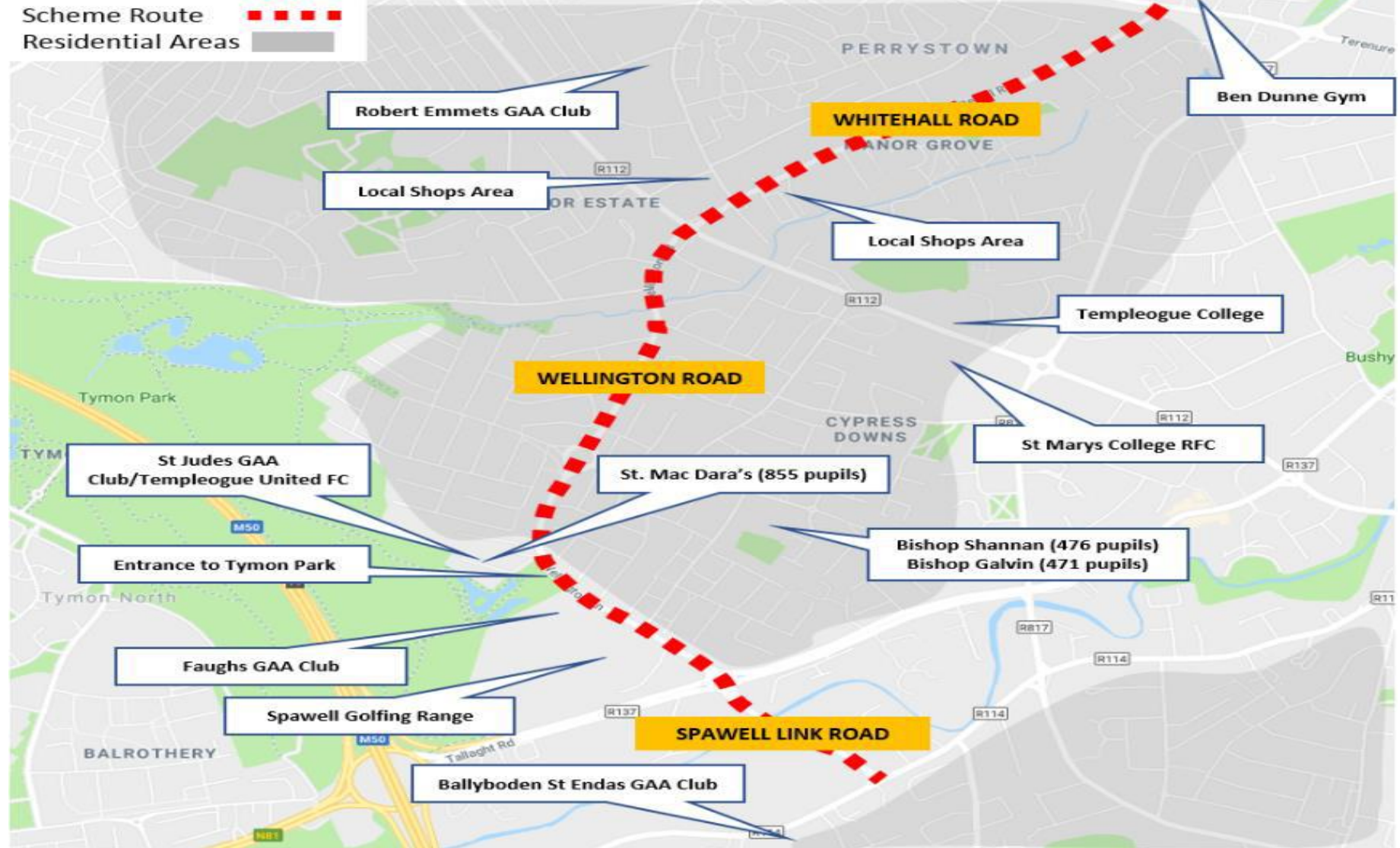
Considering the potentially high pedestrian and cycle volumes to and from the various amenities and trip attractors it is apparent that provision of an improved cycle and pedestrian facility along the route is a key requirement.







Site Location, 4 sections



Map indicating Local Amenities.

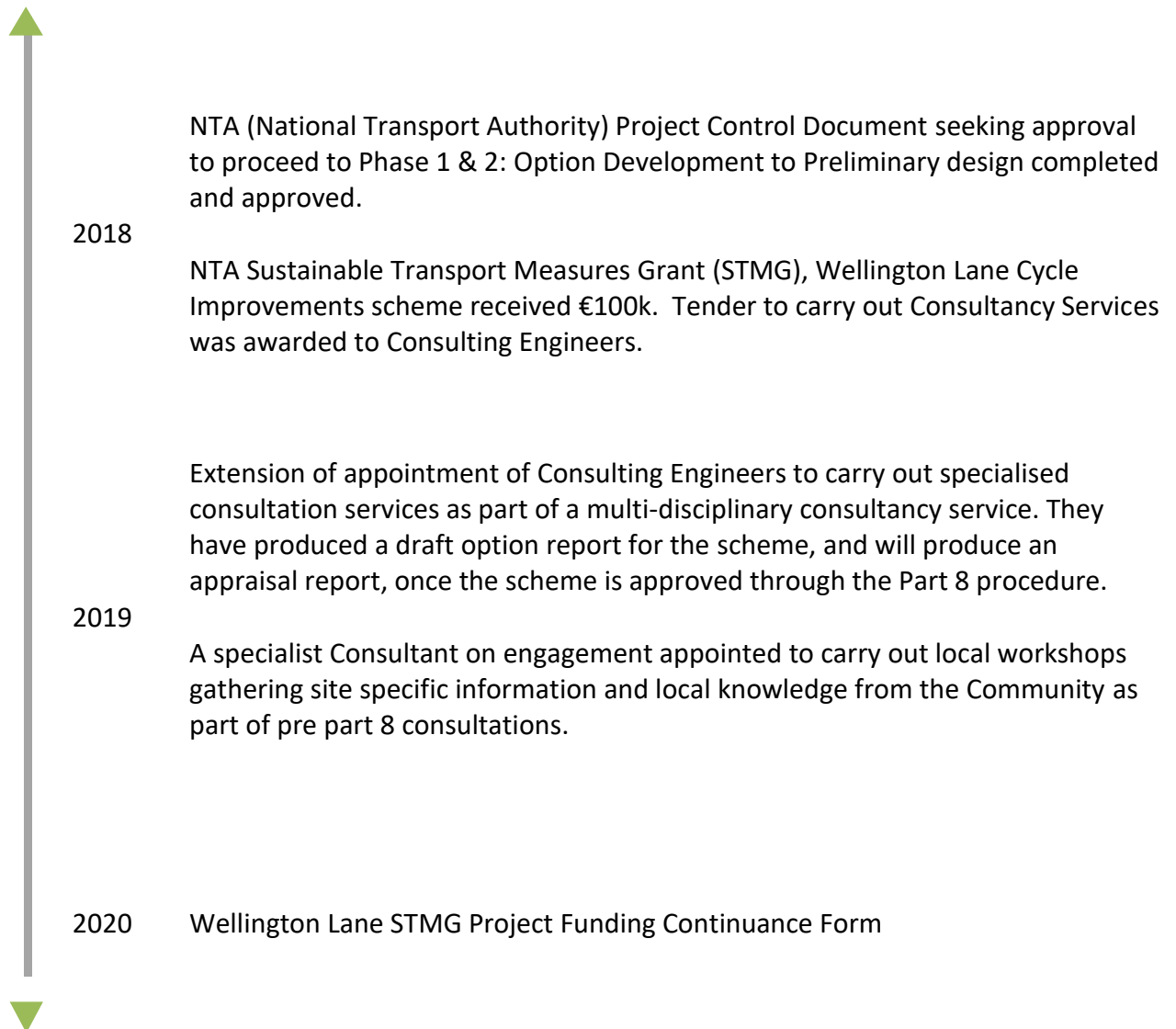
## Section B - Step 1: Logic Model Mapping

As part of this In-Depth Check, Internal Audit have completed a Programme Logic Model for the Wellington Lane Cycle Improvements scheme.

Objectives	Inputs to date	Activities to date	Proposed Outputs	Proposed Outcomes
<ul style="list-style-type: none"> <li>• Provide improved cycle and pedestrian facilities along the scheme route.</li> <li>• Enhance connectivity for the surrounding residential developments to key trip attractors within the area ie. Parks, Schools, Pitches, Shops</li> <li>• Improve modal shift for walking and cycling within the area for all users.</li> </ul>	<ul style="list-style-type: none"> <li>• Staff resources</li> <li>• Funding from NTA (National Transport Authority)</li> <li>• Appointed Consulting Engineers and Transportation Planners</li> </ul>	<ul style="list-style-type: none"> <li>• Public Consultation Workshops</li> <li>• NTA approval to proceed with scheme.</li> </ul>	<ul style="list-style-type: none"> <li>• Successful delivery of cycle track, upgraded footpaths, shared pedestrian and cycle space, improved pedestrian and cycle crossings, additional landscaping, improved signage, and new signalized crossing locations.</li> </ul>	<ul style="list-style-type: none"> <li>• This scheme will provide improvements along the length of the scheme, that is heavily used by school pupils, attributed to several primary and secondary schools located in the vicinity.</li> <li>• Meets objectives/targets as mentioned in: <ul style="list-style-type: none"> <li>➢ County Development Plan 2016-2022</li> <li>➢ Corporate Plan 2020-2024</li> <li>➢ National Cycle Policy Framework</li> <li>➢ NTA Greater Dublin Area Transport strategy 2016-2035</li> <li>➢ Smarter Travel-A sustainable transport future 2009-2020</li> </ul> </li> </ul>

## Section B - Step 2: Summary Timeline of Project/Programme

The following section tracks the Wellington Cycle Track Improvements from inception to conclusion in terms of major project/programme milestones.



### Section B - Step 3: Analysis of Key Documents

The following section reviews the key documentation relating to appraisal, analysis, and evaluation for the Wellington Lane Cycle Improvements.

<b>Project/Programme Key Documents</b>	
<b>Title</b>	<b>Details</b>
NTA-Project Control Document	Initial funding request document
NTA-Project Funding Continuation form	To be used for seeking continuance of funding allocation in respect of an ongoing previously approved project.
3-year Capital Programme 2021-2023	Outlines expenditure and funding source
<ul style="list-style-type: none"> <li>➤ Smarter Travel-A sustainable transport future 2009-2020</li> <li>➤ National Cycle Policy Framework</li> <li>➤ NTA Greater Dublin Area Transport Strategy 2016-2035</li> </ul>	There is an onus on Local Authorities to take account of current prevailing policies and plans made at Central Government level.
County Development Plan 2016-2022	<p>TM3 Objective 1: To create a comprehensive and legible County-wide network of cycling and walking routes that link communities to key destinations, amenities and leisure activities with reference to the policies and objectives contained in Chapter 9 (Heritage, Conservation and Landscape) particularly those that relate to Public Rights of Way and Permissive Access Routes</p> <p>TM3 Objective 2: To ensure that connectivity for pedestrians and cyclists is maximised in new communities and improved within existing areas in order to maximise access to local shops, schools, public transport services and other amenities, while seeking to minimise opportunities for anti-social behaviour and respecting the wishes of local communities.</p>
Corporate Plan 2020-2024	Objective 2: Connect places through sustainable mobility projects • Deliver a network of new and improved roads, cycle paths and pedestrian links.

---

## Section B - Step 4: Data Audit

---

The following section details the data audit that was carried out for the Wellington Lane Cycle Improvements. It evaluates whether appropriate data is available for the future evaluation of the project.

<b>Data Required</b>	<b>Use</b>	<b>Availability</b>
NTA-Project Control Document	Initial funding application	Yes, Detailed application on scope and initial costing of phase 1 & 2 of the project
NTA-Project Funding Continuation form	Seeking continuance of funding allocation in respect of an on-going previously approved project	Yes, Detailed cost for next phase
Chief Executive Orders and Procurement Documentation	Assess compliance with procurement regulations	Yes. To date, all suppliers thus far have been engaged through an appropriate procurement process

### **Data Availability and Proposed Next Steps**

Internal Audit is Satisfied that there is sufficient data available for the future evaluation of the project.

---

## Section B - Step 5 Key Evaluation Questions

---

The following section looks at the key evaluation questions for the Wellington Lane Cycle Improvements based on the findings from the previous sections of this report.

**Does the delivery of the project/programme comply with the standards set out in the Public Spending Code? (Appraisal Stage, Implementation Stage and Post-Implementation Stage)**

Yes. Internal Audit is satisfied that the delivery of the project to date complies with the standards set out in the Public Spending Code.

**Is the necessary data and information available such that the project/programme can be subjected to a full evaluation at a later date?**

Yes. Internal Audit is satisfied that data is available up to this stage of the project for the future evaluation of the proposal.

**What improvements are recommended such that future processes and management are enhanced?**

No issues were identified during the in-depth review. IA is satisfied that this project is in compliance with the code up to this stage of delivery.

---

## Section C: In-Depth Check Summary

---

The following section presents a summary of the findings of this In-Depth Check on the Wellington Lane Cycle Improvements.

### **Summary of In-Depth Check**

Wellington Lane Cycle Improvements was reviewed for compliance with the Public Spending Code up to the stage of “expenditure under consideration”.

Internal Audit is satisfied that the delivery of the project to date complies with the standards set out in the code; satisfactory controls are in place to ensure compliance and these standards should be maintained throughout the remaining stages of the project.