



Comhairle Contae Átha Cliath Theas  
South Dublin County Council

Buiséad Bliantúil  
Annual Budget **2017**

**South Dublin County Council**  
Comhairle Contae Átha Cliath Theas

**ADOPTED**  
**Statutory Budget**  
**2017**

## **Amendments to Draft Annual Budget as presented to the Council by the Chief Executive**

The Draft Annual Budget was considered by Members at the Budget Meeting held on Thursday November 3<sup>rd</sup> 2016. The budget was adopted as presented with the exception of the adjustments necessary to implement the following resolutions:

*“That the Draft South Dublin County Council Budget as presented for the local financial year ending 31st December 2017 is hereby amended as follows :-*

**1. That the provision of €1,191,800 in A0103 Traveller Accommodation Management, as provided by the Chief Executive be increased by €38,000 to €1,229,800 to provide for a Traveller Specific Participatory Scheme.**

*To be matched by:*

*A corresponding reduction in expenditure for 2017 in the following Sub Services:*

<b>Sub Service</b>	<b>Division H Misc Services</b>	<b>Reduction</b>
H0904	Expenses LA Members	€18,000
H0906	Conferences Abroad	€20,000

**2. That the provision of €335,900 in D0603 Social Inclusion as provided by the Chief Executive be increased by €50,000 to €385,900 to extend the Home Security Scheme for the elderly.**

*To be funded by:*

*A reduction in expenditure for 2017 in the following Sub Service:*

<b>Sub Service</b>	<b>Division H Misc Services</b>	<b>Reduction</b>
H0906	Conferences Abroad	€50,000

# Annual Budget 2017

## Table of Contents

### Part 1

---

#### Narrative

---

Chief Executive's Report	5
Financial Analysis	10
Divisional Preambles	16

---

### Part II

---

#### Statutory Budget 2017 (Tables)

---

Table A Calculation of Annual Rate on Valuation	27
Table B Expenditure and Income - Summary	28
Table D Analysis of Income from Goods and Services	36
Table E Analysis of Income from Grants and Subsidies	37
Division A	38
Division B	43
Division C	48
Division D	52
Division E	57
Division F	63
Division G	67
Division H	71
Appendix 1 Central Management Charge	76
Appendix 2 Summary of Local Property Tax Allocation	77
Certificate of Adoption	78

---

## To the Mayor and Each Member

### Annual Revenue Budget 2017

Dear Member,

The attached budget, which has been presented in the statutory format, has been prepared in consultation with the Corporate Policy Group and has taken into account elected members views generally having regard to issues raised during the past year. It is informed by the financial context at central and local level and as always is focused on the delivery of the Corporate Plan objectives.

In this context, the budget priorities are predictable and follow the format of recent years in keeping with planned priorities including housing supply, economic development, tourism and aesthetics, enhanced service delivery and community engagement. The health and wellbeing of our citizens is paramount and we continue to try and positively influence this in the context of library, sport, recreation and community provision. The progression of our objectives involves a partnership approach with our citizens, our partners in the business community and state agencies. Fundamentally, progress is also predicated on our organisational capacity and associated resources.

#### **Organisational and Financial Capacity**

This Council, in keeping with public sector norms of recent years, had endured significant staff reductions up to last year, when the recruitment embargo was lifted subject to the completion of a detailed workforce planning exercise and the availability of matching finance. Having completed this exercise this Council has for the last 18 months been dealing with internal and external recruitment issues to match our needs. In addition to substantial internal restructuring and promotions, approximately 140 staff have been added to the organisation across all staff grades. There remains 65 vacancies, which are in the process of being filled sequentially. While this process has been disruptive, it will have a considerable positive impact on capacity once recruitment is completed by early 2017. A return to recruitment together with national pay awards has increased revenue and capital payroll by €5,000,000 over the period 2015 – 2017 including an additional €1,500,000 for the year ahead.

Once again, in 2017 no increase in commercial rates is proposed and the LPT reduction has been maintained at 15% for the 3rd year running. There has been no increase in business rates since 2009 and rates supports have been made available to SMEs since 2014 under the business support grant. In recent years, it has been possible to respond to increased costs, while gradually expanding service provision through savings, efficiencies, buoyancy in rates and fee income, and a modest increase in discretionary income from the Local Property Tax. While I expect rates and fee income to remain buoyant, the growing demand on services from an increased population and our expansion into new services will inevitably require additional supporting income in the years ahead. In light of this financial reality and the improving local economy, the following steps will be taken during 2017:

- The existing rates support grant to SMEs paying rates of €10,000 or less will be reviewed by the Economic Development SPC in early 2017.
- The level and value foregone of rates vacancy at €13,000,000 remains high and calls into question the sustainability of our refund policy. During 2017 and in advance of any decision on the 2018 Budget, a comprehensive research paper will be finalised on the background and trends underlying this problem.
- As part of our planned participatory budgeting exercise detailed below and through customer surveys, we will endeavour to elicit a more comprehensive view of attitudes and expectations relating to LPT.



## Housing

Regrettably housing supply shortages continue to adversely impact on the rental market, resulting in affordability gaps and economic homelessness, which has necessitated a move to accelerated housing supply. As detailed in reports to Council, we are extremely active in all aspects of the National Housing Strategy “Rebuilding Ireland”. Next year will see the commencement of a number of infill schemes together with the completion of over 200 rapid build units. We will continue to roll out the HAP programme, under which approximately 20 applicants a week are being signed up and maintain our good work with Approved Housing Bodies to provide housing solutions. Once again the homeless budget has been increased and now stands at €2,596,000. This is a measure of the crisis we are endeavouring to manage.

Notwithstanding the urgent need for additional housing, we will continue to work with existing tenants to improve our existing stock of 9,194 dwellings, which requires an annual maintenance budget of €14,222,200. The €1,000,000 planned maintenance programme has again been provided for, while the €200,000 provision for estate roads has been increased to €300,000. A new one off provision of €1,000,000 has been provided to make substantial inroads into the backlog of DPG extension and improvement works required to council properties, in cases which have already been medically assessed.

The housing function has become increasingly complex in recent years with multiple strands of support and applicant/tenant interaction. The growth of these various strands has been accompanied by the development of ad hoc systems, lacking in integration and connectivity in terms of user visibility. This has made management and administration of the housing function more difficult and impacts negatively on tenant services. We have reviewed all aspects of housing operations and supporting systems during 2016 and are clear about the improvements required in management and more particularly systems. It is planned to move into the procurement phase of a new fully integrated housing IT system by the year-end, that will have a two-year installation and implementation phase, which will greatly improve the working environment and tenant supports. This system will give staff, tenants and housing applicants full end to end visibility on all service areas, including applications, allocations, repairs and rent collection etc.

## Enhanced Service Delivery

It is our ambition to increase or at least enhance, service delivery informed by peoples’ expectations each year as resources allow. The full year impact of increased staff resources and substantial investment in machinery will be evident throughout 2017. In addition to the increased housing allocations outlined above, provision has also been made for the following:

- €250,000 has been provided to fund a third full time tree pruning crew.
- €200,000 is set aside to fund 15 additional seasonal workers over the summer period, to supplement our outdoor staff in the areas of public realm maintenance.
- A revised approach to public realm maintenance will be piloted in 2017, based on town and village teams responsible for all aspects of maintenance, presentation and appearance.
- An additional once off provision of €300,000 has been made to accelerate footpath improvements.
- A new provision of €100,000 for traffic calming measures will allow for this programme to continue while also allowing the 30kph signage programme to be completed in 2017. Separately a new provision of €150,000 has been made for traffic signal renewal and replacement.
- Following on from the adoption of the Litter Management Strategy, an additional €100,000 has been provided for associated initiatives including graffiti removal.
- The successful Public Lighting Replacement Programme has already yielded energy savings of

€200,000 and provision has been made for a further 2,000 replacements next year.

- In keeping with our ongoing emphasis on health, wellbeing and quality of life, significant progress is being made with regard to library, sport, recreation and arts provision. Details of the various initiatives are outlined under the various divisions and elsewhere in the Capital Programme.

### **Citizen Engagement**

Fundamental to service delivery and its improvement, is the level and manner of engagement with citizens and communities. As a council, we are constantly challenged to improve our communications, systems and processes. This budget contains a number of initiatives, which aim to do just that:

- A discretionary fund of €300,000 has been provided to underpin community engagement at electoral area level on the subject of participatory budgeting. A framework for this engagement process will be agreed before February 2017. The exercise, which will take a number of months, will involve traditional engagement such as town hall meetings and new media channels of communication. The process will culminate in an electoral area determining its priorities for the spending of this discretionary allocation.
- The gradual recovery of the housing market presents challenges to us as a local authority and to those wishing to engage with the market. One of these challenges is access to information, with particular emphasis on those seeking to make a significant lifetime decision to purchase a property. We will during 2017 as part of our planning function, establish a property economics division. In the first instance, this will include a one-stop shop information platform, detailing activity in the housing market where interested parties can explore options through details of the Development Plan, planning permissions, current and planned construction sites etc. This front of house walk in service is aimed at affording house purchasers the opportunity to make an informed decision about their future.
- As detailed above significant investment in ICT is planned in the housing area, which on completion, should greatly improve our means of engagement with tenants. We also need to appreciate and keep pace with peoples' expectations around digital access to information and services. In this regard, we are currently redesigning our web site and plan before the year-end to commence a "Procurement by Challenge" process, which will explore options to enhance and improve citizens' access to services and means of engagement, in an increasingly digital world. An initial budget of €500,000 has been provided for this much-needed investment in future proofing our services.
- The rollout of the Play Space Programme has in turn raised questions about appropriate forms of recreation for young teenagers. In order to better inform the future allocation of resources in this area, a broad based consultation process with this age cohort will be conducted by mid-2017 and tabled for discussion at a future Council meeting.

### **Economic Development, Tourism & Business**

We have made significant progress on a number of fronts with regard to our economic development objectives, supported through the annual budgetary process and our three year Capital Programme. In particular, it is opportune to record progress in the following areas:

- The Village Enhancement Programme continues, works are completed in Rathcoole, Newcastle, Rathfarnham and Tallaght. Works planned for Saggart, Lucan and Templeogue will be progressed during 2017. A further €1,000,000 has been provided in this Budget in support of this programme.
- In addition to the improvements to the public realm made possible through the deployment of additional resources in 2016, a further €550,000 has been provided in this budget to further

resource improvements in this area, including an additional tree pruning crew, additional staff to assist with seasonal work such as grass cutting and an additional €100,000 to fund specific anti-litter initiatives.

- A further provision of €250,000 has been made to fund the landscaping of the N81, which will be progressed through planning by the end of this year. This is an important statement of this Council's intent in relation to public realm presentation.
- The advancement of the Tourism Strategy will see a significant milestone with the opening of the Round Tower Centre in early summer 2017 and funding has been provided in this regard. Over the coming six month period, significant studies on the Dublin Mountains, Corkagh Park Cluster, Rathfarnham Castle outbuildings and the Liffey Blueway will provide greater clarity on the opportunities and need for investment in tourism infrastructure, in order to best position this county to benefit from its edge of city location. In this context, a further provision of €1,000,000 has been made in this Budget to help fund tourism infrastructure attractions.
- Another element of our tourism product development is the promotion of existing and new festivals of regional scale. This year we have increased investment in the Red Line Book Festival and will in 2017 fund Gaelforce East as a new festival focused on outdoor sport and recreation.
- Our Tourism, Marketing and Branding Strategy is well advanced and will be finalised during 2017 and will inform among other things, a Tourism Signage Strategy for which a provision of €200,000 has been made again this year.
- While concerns remain regarding the potential outcomes of Brexit, business sentiment generally has improved greatly in the last two years. We continue to experience considerable FDI (Foreign Direct Investment) at Grange Castle Business Park and will pursue opportunities to expand the Park in the coming year. As in 2016, a Business Support Fund representing 1% of rates income or €1,200,000 has been provided for in this budget. The Economic Development SPC will bring forward specific recommendations as to its use in early 2017. This will include a re-examination of the support grant to SMEs paying €10,000 or less in rates.

## **Community Development and Supports**

Volunteerism and community support is critical to the work of this council and to the development of community spirit. It is in this context that annually provision in excess of €2,000,000 is made for community programmes and projects. These financial provisions cover such diverse areas as arts, libraries, sports and recreation, festivals and events, social inclusion and health and wellbeing. The full ranges of programmes are highlighted in the divisional detail provided.

It is important to acknowledge the success of initiatives, such as the Community Initiative Fund and our Endeavour Awards, which are again funded in 2017. We have made real progress with our Tidy Town groups, all of whom attained additional marks for their communities in 2016. A support fund of €100,000 has again been provided for in 2017. Likewise €100,000 has been provided to support community festivals including a new intercultural food festival. This is in addition to the regional scale festivals referred to above.



## **Conclusion**

The range of initiatives and core funding supports provided for in this budget are aimed at honouring and implementing our five-year Corporate Plan.

I want to thank the Corporate Policy Group for their advice and guidance in this process and in particular, to thank Ronan FitzGerald, Head of Finance and all staff involved in the budget preparation process, for their professionalism and diligence.

Yours sincerely,

A handwritten signature in black ink, appearing to read 'Daniel McLoughlin', with a stylized flourish at the end.

Daniel McLoughlin  
Chief Executive

# Financial Analysis 2017

## Prescribed Period of Budget 2017

The Minister for Housing, Planning, Community and Local Government has determined the period 1st November 2016 to 30th November 2016 as the prescribed period during which the 2017 Budget Meeting should be held. The statutory Budget Meeting will be held on 3rd November 2016 and as the Budget must be adopted within a period of 14 days commencing on that date, the final date for the adoption of the Budget is the 16th of November 2016. The Draft Budget has been prepared in the format as prescribed by the Department of Housing, Planning, Community and Local Government.

## Corporate Policy Group

The Corporate Policy Group (CPG) discussed the Draft Budget at meetings held on 4th July, 19th September, and the 10th October 2016. The role of the CPG includes setting the overall parameters for the Budget. This Budget has been framed around the Budget Strategy as developed with the CPG and endorsed at the meeting held on 19th September, 2016. The overall financial position of the authority was considered during the Budget consultation process.

## The 2017 Budget

A preliminary estimate of current and capital expenditure for 2017 was submitted to the Department of Housing, Planning, Community and Local Government on 23rd September 2016. The Corporate Policy Group indicated during the Budget strategy discussions that the draft budget should assume that:

- Commercial Rates multiplier will not increase in 2017.
- Commercial rates vacancy scheme will not change in 2017.
- Local Property Tax will be reduced by 15% for 2017.
- 80% of the 2017 Local Property Tax collected in the county will be allocated to South Dublin.
- The financial support scheme for small and medium businesses should be continued again in 2017.
- The annual allocations for the following specific purposes should be continued: villages enhancement works, replacement of windows and doors, boiler replacement, electrical repairs, footpath improvements, replacement of public lighting columns, tourism promotions, signage, provision of playgrounds and the library book fund.

The Council will continue to deliver water services on behalf of Irish Water in 2017 and the costs incurred by the Council will be recouped via a service level agreement with Irish Water.

An additional net €184,900 in funding must be contributed by the Council to the regional homeless service for 2017.

The Draft Budget for 2017 provides for total expenditure of €227,992,900 and anticipates income of €105,448,400 from a range of services and sources including rents, fees, charges, loan repayments, grants and recoupments. The balance totalling €122,544,500 will be funded from a combination of commercial rates and local property tax.

<i>Divisions</i>	<i>Budget Expenditure 2017</i>	<i>Budget Expenditure 2016</i>	<i>Budget Income 2017</i>	<i>Budget Income 2016</i>
Housing & Building	€68,691,000	€66,244,500	€63,534,800	€61,286,500
Road Transport & Safety	€27,549,700	€28,098,200	€5,037,200	€5,008,500
Water Services	€11,497,800	€12,112,300	€9,055,700	€9,398,400
Development Management	€19,666,800	€18,652,200	€6,435,300	€5,232,100
Environmental Services	€40,170,400	€40,750,600	€6,676,600	€7,988,800
Recreation & Amenity	€36,259,000	€34,718,500	€4,832,500	€4,801,100
Agriculture, Education, Health & Welfare	€1,832,300	€1,935,300	€827,600	€917,600
Miscellaneous Services	€22,325,900	€22,942,100	€9,048,700	€8,101,300
<b>Total</b>	<b>€227,992,900</b>	<b>€225,453,700</b>	<b>€105,448,400</b>	<b>€102,734,300</b>

## Out-turn 2016

The Budget is monitored closely over the course of the year in order to adhere to agreed targets, anticipate and explain variances and to take corrective actions if appropriate. The mid-year review projected a positive out-turn for 2016 arising from increased incomes and reduced costs including reductions in the administration of Payroll, Pensions and Rates with additional income buoyancy in the areas of NPPR and other fees & charges.

Corporate Policy Group has recommended a range of key capital and operational projects at a cost of €5,000,000:

DPG extensions and external works	€1,000,000
Tymon library	€1,000,000
Lucan pool	€1,000,000
Tallaght Stadium	€1,000,000
Templeogue Intergenerational Project	€600,000
Footpaths	€300,000
Pitches	€85,000

## Commercial Rates

No change is proposed to the Annual Rate on Valuation (ARV) or Commercial Rates Multiplier of 0.162 with commercial rates income of €117.1M anticipated for 2017. This excludes the rates buoyancy of €1.6M payable under the Property Entry Level (PEL).

The 2017 Budget includes grant income from the DHPC&LG for commercial rates income which was previously billable to Irish Water. Legislation which came into effect from 1st January 2015 exempted Irish water operations from commercial rates. The commercial rates income has been reduced to allow for this exemption and grant income from the DHPC&LG in the sum of €6.4m is anticipated and has been provided in Division H income.

The Draft Budget reflects the change in accounting treatment of the Pension Related Deductions (PRD) which are currently retained by the local authority as an income stream. The Council's LPT Baseline has been adjusted upwards by the sum of €2.9m to incorporate the PRD equivalent to 2014 levels along with the former General Purpose Grant. This brings South Dublin County Council's new LPT Baseline to €3,856,262.

The Corporate Policy Group considered the commercial rates vacancy scheme as part of the budget consultation process and recommended that the existing scheme should be maintained for 2017. The existing scheme provides a full rates credit or refund in respect of commercial properties in circumstances where a property is vacant (due to refurbishment or if the owner has failed to let the property to a tenant at a reasonable rent) on the day the Rate is struck. The level of business vacancy in the county has remained stagnant, a rates credit provision of €13M similar to 2016 has therefore been repeated in the 2017 budget.

<i>Annual Rates Billing Bands</i>	<i>Commercial Rates 2016</i>	<i>No of Accounts</i>	<i>% of Ratepayers in this Category</i>	<i>Average Annual Cost per Ratepayer</i>
<b>€0 to €5K</b>	€8,666,200	3,290	48%	€2,634
<b>€5K to €10K</b>	€11,506,000	1,619	23%	€7,107
<b>€10K to €50K</b>	€33,548,400	1,570	23%	€21,368
<b>€50K to €100K</b>	€18,443,000	276	4%	€66,823
<b>€100K to €500K</b>	€26,377,900	147	2%	€179,441
<b>€500K to €1M</b>	€7,201,300	11	0%	€654,668
<b>&gt; €1M</b>	€11,562,800	6	0%	€1,927,134
<b>Total</b>	<b>€117,305,600</b>	<b>6,919</b>	<b>100%</b>	

#### Rates Vacancies Processed by Property Use 2012-2015

<i>Property Use</i>	<i>2012</i>	<i>2013</i>	<i>2014</i>	<i>2015</i>	<i>% of 2015</i>
<b>Warehouse</b>	€6,177,424	€6,098,957	€6,026,315	€5,494,446	43%
<b>Offices</b>	€3,093,618	€2,968,088	€2,719,874	€2,449,631	19%
<b>Factory</b>	€1,336,353	€1,360,536	€1,716,064	€1,380,340	11%
<b>Shop</b>	€618,956	€676,305	€556,641	€539,842	4%
<b>Workshop</b>	€524,808	€512,476	€458,530	€366,407	3%
<b>Motor Showroom</b>	€206,209	€242,554	€260,383	€5,560	0%
<b>Yard</b>	€193,872	€214,562	€290,081	€447,093	3%
<b>Pub</b>	€100,100	€193,536	€205,500	€247,860	2%
<b>Showroom</b>	€97,968	€103,275	€129,435	€224,202	2%
<b>Store</b>	€107,286	€103,512	€71,960	€109,803	1%
<b>Hotel</b>	€57,919	€142,148	€93,870	€264,793	2%
<b>Furnishings</b>	€103,339	€86,074	€52,951	€33,030	0%
<b>Showrooms/Offices</b>	€86,836	€90,627	€81,683	€84,786	1%
<b>Restaurant</b>	€89,998	€80,787	€52,948	€27,188	0%
<b>Other</b>	€1,304,541	€1,060,535	€971,745	€1,100,365	9%
<b>Total</b>	<b>€14,099,229</b>	<b>€13,933,972</b>	<b>€13,687,979</b>	<b>€12,775,348</b>	<b>100%</b>

## Local Property Tax

In circular Fin 04/2016 the Minister for Housing, Planning, Community and Local Government assigned a Local Property Tax post equalisation provision of €25,109,705 to South Dublin County Council for 2017. At the Council meeting on 26th September 2016 the members of South Dublin County Council reduced the basic rate of the Local Property Tax within the administrative area by the maximum of 15%. This variation reduced the 2017 allocation to €20,401,635. The Department of Housing, Planning, Community and Local Government has advised that this will be paid over the course of 2017 and its application which set out below:

### LPT allocation

Post 20% equalisation allocation .....	€25,109,705
Less cost of 15% reduction .....	<u>-€4,708,070</u>
	<b>€20,401,635</b>

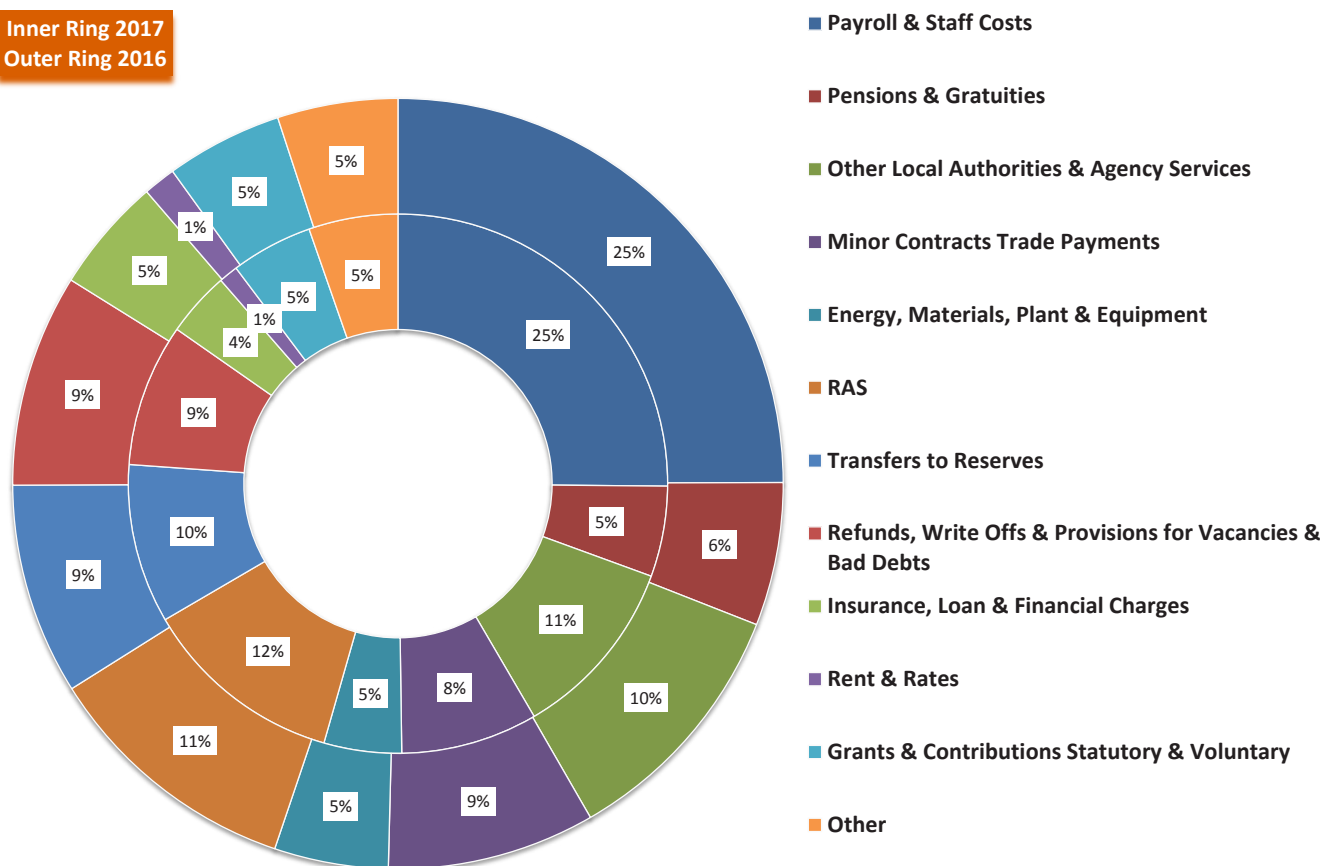
To be allocated as follows:

(a) Discretionary LPT .....	€1,569,356
(b) Baseline LPT .....	€3,856,262
(c) Self-funding Housing & Roads .....	<u>€14,976,017</u>
	<b>€20,401,635</b>



## Sources of Expenditure Comparison with Previous Year

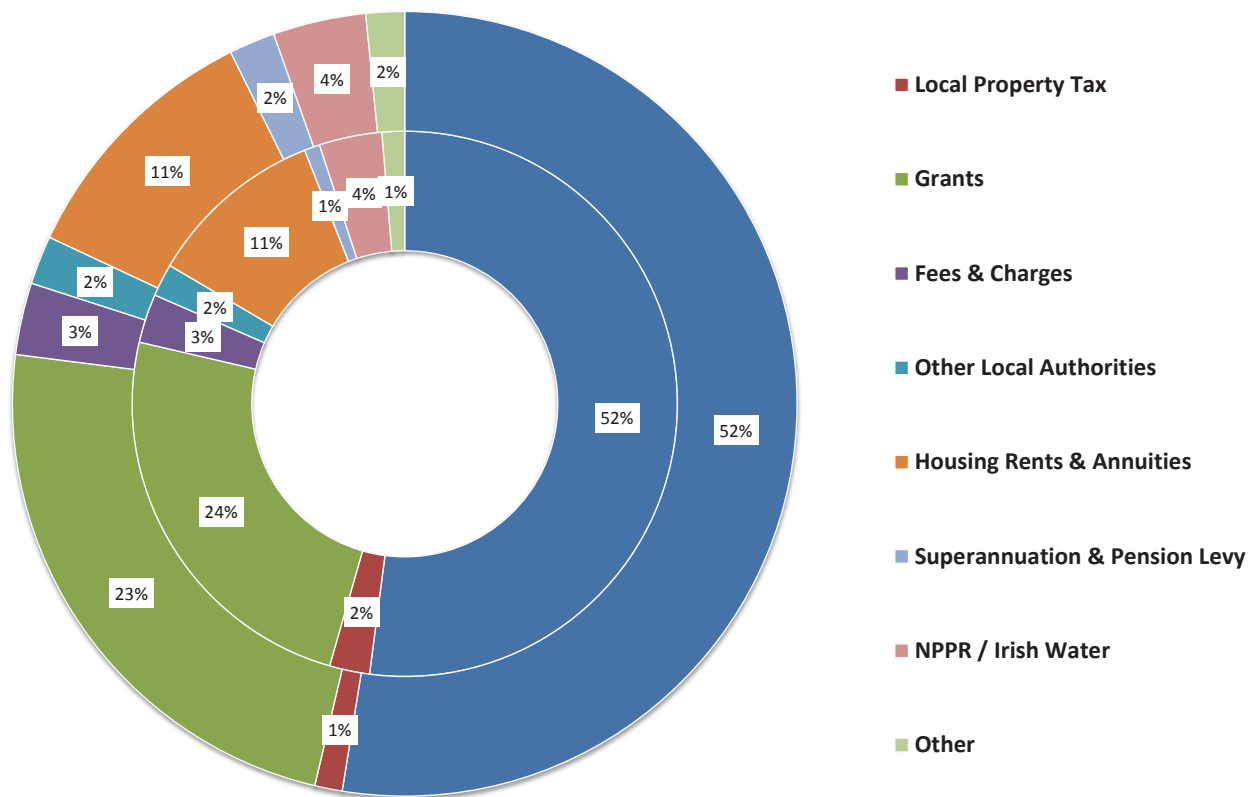
Inner Ring 2017  
Outer Ring 2016



Sources of Expenditure	Budget 2017	Budget 2016	2017 %	2016 %
<b>Payroll &amp; Staff Costs</b>	€57,330,500	€56,258,150	25.1%	25.0%
<b>Pensions &amp; Gratuities</b>	€12,378,100	€13,544,400	5.4%	6.0%
<b>Other Local Authorities &amp; Agency Services</b>	€25,078,000	€24,155,100	11.0%	10.7%
<b>Minor Contracts Trade Payments</b>	€18,699,400	€19,672,050	8.2%	8.7%
<b>Energy, Materials, Plant &amp; Equipment</b>	€10,611,000	€10,781,849	4.7%	4.8%
<b>RAS</b>	€27,720,000	€24,550,000	12.2%	10.9%
<b>Transfers to Reserves</b>	€21,769,700	€19,989,100	9.5%	8.9%
<b>Refunds, Write Offs &amp; Provisions for Vacancies &amp; Bad Debts</b>	€19,529,800	€20,129,100	8.6%	8.9%
<b>Insurance, Loan &amp; Financial Charges</b>	€8,874,400	€10,875,800	3.9%	4.8%
<b>Rent &amp; Rates</b>	€2,626,100	€3,072,000	1.2%	1.4%
<b>Grants &amp; Contributions Statutory &amp; Voluntary</b>	€11,189,900	€11,037,600	4.9%	4.9%
<b>Other</b>	€12,186,000	€11,388,550	5.3%	5.1%
<b>Total</b>	<b>€227,992,900</b>	<b>€225,453,700</b>	<b>100%</b>	<b>100%</b>

## Sources of Income Comparison with Previous Year

Inner Ring 2017  
Outer Ring 2016

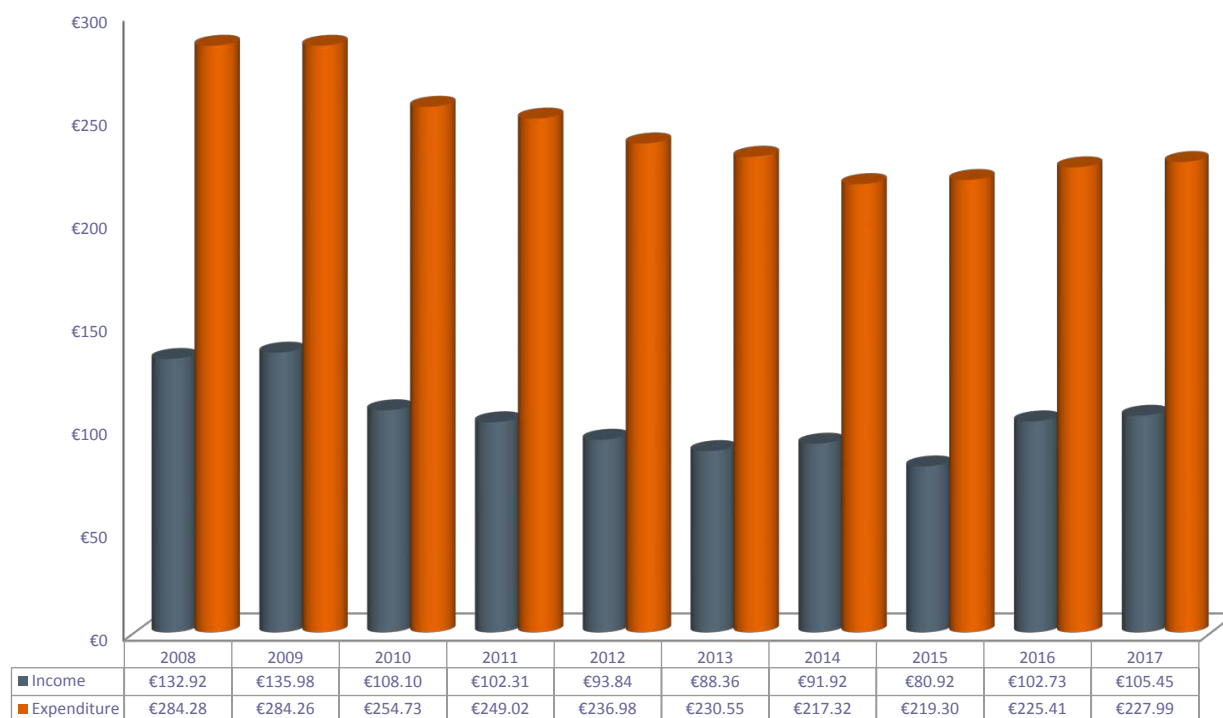


Sources of Income	Budget 2017	Budget 2016	2017 %	2016 %
<b>Commercial Rates &amp; PEL</b>	€118,704,400	€118,479,800	52.1%	52.6%
<b>Local Property Tax</b>	€5,425,600	€2,556,500	2.4%	1.1%
<b>Grants</b>	€55,154,100	€52,583,200	24.2%	23.3%
<b>Fees &amp; Charges</b>	€6,605,400	€6,682,300	2.9%	3.0%
<b>Other Local Authorities</b>	€4,408,200	€4,518,700	1.9%	2.0%
<b>Housing Rents &amp; Annuities</b>	€24,058,200	€24,137,500	10.6%	10.7%
<b>Superannuation &amp; Pension Levy</b>	€2,090,800	€4,272,900	0.9%	1.9%
<b>NPPR / Irish Water</b>	€8,492,900	€8,641,300	3.7%	3.8%
<b>Other</b>	€3,053,300	€3,581,500	1.3%	1.6%
<b>Total</b>	<b>€227,992,900</b>	<b>€225,453,700</b>	<b>100%</b>	<b>100%</b>

**DIVISIONAL PREAMBLES**  
**2017**

## Income and Expenditure from Divisions 2008 - 2017

€ Millions



### Division A – Housing and Building

A budget totalling €68,691,000 has been allocated to support the provision of housing services in 2017, representing a further increase of €2,446,500 over the 2016 provision.

It was necessary in the Revised Budget 2016 to assign an increased budget of €152,100 to fund the Homeless Agency which is delivered by Dublin City Council on behalf of the Dublin region. This increased budget has been allocated for 2016 and 2017. The level of costs for this service is now increased to € 2,596,000 in 2017.

The 2017 Annual Service Plan for Housing Services will provide for expenditure of:

- €14,222,200 on the maintenance of 9,194 housing units.
- €1m on the replacement of windows and doors including Energy Efficiency Programme.
- €1,000,000 on boiler maintenance.
- €450,000 on boiler servicing.
- €165,000 for Estate Management Service

minor works.

- €1,325,300 on Tenancy and Estate Management.
- €30,987,900 on approximately 2,396 RAS, Leasing and Payment & Availability Leased properties.
- €1,651,700 on Housing Grants assuming a similar allocation to 2016.
- €200,000 on Pilot Caravan Loan Scheme.
- €2,596,000 on Homeless Service.
- €2,424,100 on the Housing Loans Service - including €943,700 in loan charges and €245,500 in mortgage protection insurance (MPI).
- €1,205,000 on Insurance – including housing stock, Public and Employer Liability.
- €300,000 in recoupable costs associated with inspections for compliance with Private Rented Dwellings standards.
- €1,906,900 on Rent Assessment and Debt Management.

The main source of income from this Division is rent from Social Housing Differential Rent Scheme and RAS units. This is projected to generate income of €22,580,000 in 2017.

## Division B – Road Transport and Safety

Projected expenditure of €27,549,700 for 2017 is largely in line with the 2016 Allocation.

The following provisions, which commenced in the 2016 budget are being continued in the 2017 Budget:

- Bridge Inspections and repairs €120,000
- Road works in Council Housing Estates €300,000
- Cycle Track Maintenance €100,000

Responsibility for maintenance and upgrade of the National Primary Road Network has fully transferred to the NRA, while the Local Authority retains responsibility for the N81.

Works on the Village Initiative Programme commenced in 2015, with works being completed in Palmerstown Village, Limekiln Green, Rathcoole and Rathfarnham. Footpath repairs were also completed in Lucan and Tallaght Villages and further works are due in Newcastle and Saggart before the end of 2016. These works will progress throughout 2017 with further works in Lucan, Tallaght, and Templeogue. A fund of €5,000,000 has been provided in the Capital Account for these works.

The provision of €1,000,000 per annum has been continued in 2017 for the LED & Column Upgrade programme. It is anticipated that circa 2,000 lights will be installed in 2016 and a similar number in 2017. As a result of this investment and the on-going review of the unmetered register (UMR) the provision for energy costs for public lighting has been reduced by circa €200,000 in 2017.

As regards Road Improvement and Sustainable Transport Projects the following projects were completed or commenced in 2016:

Tallaght to Templeogue cycle track €2,000,000  
 Willsbrook Road Phase 3 ..... €500,000

Grange Road Plaza at St. Endas ..... €450,000  
 Green Schools Cluster, Ballyroan ... €450,000  
 Knocklyon Junction ..... €465,000  
 N81 Pedestrian Crossings ..... €150,000

Design Works are also on going on the following projects:

- Dodder Valley Greenway
- Liffey Valley to Tallaght Cycleway
- Lucan Access Study

NB : Please note that the National Transport Authority funded projects are now being dealt with on a multi annual basis through the Capital account.

As part of the Council’s objective to utilise best available traffic management technologies, the following additional provisions have also been made in the traffic budget:

- Traffic Camera Centre (Upgrade of Equipment) €100,000
- Planned Replacement of Traffic Signals €150,000

## Division C – Water Services

In December 2013, South Dublin County Council entered into a Service Level Agreement with Irish Water to provide water and drainage services. SDCC, in accordance with the SLA, will agree an Annual Service Plan for 2017 and will continue to provide elements of the service associated with water supply and drainage network operations and maintenance.

Provision is made in Division C for those elements of the service being provided at local level on an agency basis under the SLA and, of the budget set out in Division C Expenditure, all SLA costs will be recoupable from Irish Water.

The Water and Sanitary Services related statutory responsibilities that remain with the Council post the establishment of Irish Water include the following:

- Climate Change Adaptation & Mitigation Plans
- Surface Water Drainage
- Flood Management



- River Basin Management
- Major Emergency Management

The expenditure budget for these functions is €3,002,000 for 2017.

A programme of Surface Water Minor Capital Works was initiated in 2016 and will continue in 2017 for which a provision of €435,000 has been made through a revenue to capital transfer.

The following schemes will be progressed during 2017 subject to funding:

- Ballycullen Stream Flood Alleviation
- Poddle Flood Alleviation Scheme
- Whitechurch Stream Flood Alleviation Scheme
- Camac Study

The Eastern Catchment Flood Risk Assessment and Management (CFRAM) study includes the Liffey, Griffeen, Camac and Poddle rivers. The CFRAM report including the options report for the Poddle has been completed and in 2017 SDCC and DCC will proceed to tender for consultants to bring this scheme to detailed design and construction.

The Dodder Catchment Flood Risk Assessment and Management (CFRAM) has been adopted by the Council and a programme of measures including flood alleviation works on the Whitechurch Stream will progress in 2017.

## **Division D - Development Management**

In overall terms the Forward Planning, Development Management, Planning Enforcement and Building Control Budgets remain largely unchanged for 2017.

The continued review of Clonburriss Strategic Development Zone, which is expected to conclude in 2017, has been provided for. In addition, funding has been provided for the various Local Area Plans and Studies that are objectives in the County Development Plan.

Staff resources dedicated to development management, which includes assessment of planning applications and planning enforcement remain unchanged.

Staff costs in the following areas of activity continue to be provided for:

- Management of the planning application processes
- Management of the planning enforcement procedures
- Inspections & taking in charge of private developments
- Implementation of vacant site levy
- Acquisition of school sites in accordance with the memorandum of understanding between the Department of Education & Skills and the City and County Managers Association (CCMA), with associated costs recouped from Department of Education and Skills

As regards income, a further increase of 25% in planning application fees income has been projected, and is now estimated at €1,020,000 for 2017, increased from €750,000 in the 2016 budget. So far 2016 has seen an increase of circa 10% in the overall number of planning applications compared to 2015, but there is a higher increase in larger commercial and residential applications which is reflective of further growing activity in both the residential and commercial development sectors – it is expected that this trend will continue in 2017.

- In relation to management of the Council's assets and land bank, including acquisitions and disposals, the objective in 2017 will be to continue the marketing, promotion and continued development of the County particularly emerging opportunities around Grange Castle Business Park.
- Following the launch of the South Dublin Tourism Strategy in 2015 the tourism working group continued its work in 2016 with approval for the expansion of the Red Line Book Festival and an additional, industry-led festival for the County, "Gael Force Dublin". This has been developed and supported jointly by the Council and South Dublin Chamber, and will take place in February 2017.

- The Council's tourism marketing project continues with the development of a logo, collaterals and promotional video to support the launch of our new tourism website scheduled for early 2017.
- Development of proposals for a tourism flagship in the mountains has progressed. A Memorandum of Understanding is in place with Coillte and the feasibility study for the project has been completed in 2016. This process will continue with the development of a planning application for submission to An Bord Pleanála in 2017.
- The recommendations of commissioned studies in late 2016 on feasibility options for the Corkagh Park / Clondalkin and Rathfarnham Castle areas will provide the basis for the development of further planned tourism proposals to be progressed in 2017.
- A feasibility report and implementation plan will be delivered for the Liffey Blueway in partnership with Fingal County Council in 2017.
- Economic and enterprise development in the County will be shaped by the actions, commitments and requirements of the Local Economic & Community Plan 2016-2021, The Dublin Regional Action Plan for Jobs 2016-2018 and the Dublin Regional Enterprise Strategy 2017-2019, (currently in draft form).
- The Local Enterprise Office (LEO) will continue the promotion of enterprise, support of job creation in micro-businesses in the start-up and expansion phases, as well as strengthening the relationship with local business. In 2017 LEO will also prioritise supports for local exporting businesses as well as critically examining the provision of enterprise space in the County.
- Extensive consultation with business interests will continue to guide the Council's Business Support and Development Programme in conjunction with the South Dublin Chamber. The business support fund of €1,200,000 will

provide significant supports in industrial areas, a bespoke training programme for local businesses along with enterprise & innovation initiatives.

- The enhancement and improvement of under-utilised industrial areas in the County through the business support fund, which has delivered improvement works in Cookstown, Ballymount and JFK, will continue into 2017 in partnership with local businesses in these and other industrial areas in the County.
- With regard to the management of Council properties and assets, South Dublin County Council is represented on the national OPW workgroup on the development of the State Property Register. The Council will continue to strategically manage its assets and reports will be brought to the elected members.
- €32,600 towards the work of the Local Community Development Committee
- €45,000 net provision for the operation of Public Participation Networks
- €100,000 seed capital to support LEADER Funding projects
- €55,500 Social Inclusion workplan
- €50,000 provision for Active Age/Age Friendly Initiatives
- €15,000 to support entry into the Pride of Place Project

## Division E – Environmental Services

This Budget provides for total expenditure of €40,170,400 in 2017. The projected costs to operate the main services within this division include:

- €6,300,500 on Landfill Operations and Aftercare.
- €1,043,700 in Loan Repayments for the Waste to Energy Facility.
- €927,600 for Waste Service Costs including Loans and Regional Contributions.
- €9,756,400 for Street Cleaning, Litter

Management and Waste Regulations.

- €1,317,600 Operation of the Burial Grounds.
- €18,826,200 for the Fire Service.

The main income sources within this Division are the recoupment of landfill costs mainly from other Local Authorities of €3,595,300 and burial ground charges of €754,200.

- The projected expenditure on Landfill Operations includes a contribution of €2,250,000 to the statutorily required aftercare fund in 2017. As this was a regional landfill the contribution is co-funded by the region.
- The Fire Service is provided on an agency basis by the Dublin City Fire Service and a provision of €18,826,200 has been made, this represents a substantial increase for 2017 which is driven by a rise in payroll/pensions and fire prevention related costs.
- An extensive review of operations in the Public Realm Section is currently underway. Dedicated maintenance crews will be assigned to each village/urban area whose functions will include daily cleansing, weekly grass cutting, edging of grass margins, trimming of hedgerows, weed control and removal, maintenance of roundabouts and planted areas, cleaning of street furniture, response to graffiti and the maintenance of village/town approach roads.

The following has been provided for Public Realm Operations during 2017:

Cleansing/Illegal Dumping.....	€1,500,400
Street Sweeping.....	€2,570,000
Village Cleansing .....	€1,032,300
Estate Cleaning Programme.....	€1,099,500
Litter Bin Programme .....	€521,900
Environmental Awareness.....	€347,500

- An increased budget of €372,800 for direct intervention at Derelict Sites and on Dangerous Buildings has been provided. The prioritisation of these activities,

particularly in relation to strategic sites located within the county will continue during 2017, with appropriate sites being taken into the Council's housing stock.

The Litter Management Plan 2015 – 2019 (LMP) provides for a number of initiatives including the introduction of new technologies to tackle the persistent problems of illegal dumping, littering, graffiti and dog fouling, enhanced education and awareness programmes and increased surveillance and enforcement measures.

The additional provision of €200,000 which was provided in 2016 has been increased to €300,000 for 2017 in order to continue implementation of some of the initiatives reflected in the plan. These initiatives provide for an enhanced programme for the prevention and control of litter pollution in the county and include:

- €95,000 for the provision and servicing of additional street bins.
- €18,000 to continue rollout of Anti Dog Litter campaigns and pilot provision of dog foul disposal bags.
- €40,000 towards the provision of Programmable Audio Messaging Devices at locations and a sum of €50,000 to support the continued roll out of a CCTV Programme on a phased basis, subject to site suitability and potential effectiveness.
- In recognition and support of our communities who work tirelessly to improve their environment by carrying out pro-environmental actions, following a review of the operations of the scheme, the budget of €50,000 provided towards the Social Credit Scheme is being maintained.
- An additional contribution of €10,000 will be made to the PURE project in recognition of the valuable work that this project does in tackling illegal dumping in the Dublin Mountains and upland areas.

## Division F – Recreation and Amenity

The proposed expenditure of €36,259,000 in Division F Recreation and Amenity Services provides €10,263,200 to operate the Library

Service in 2017. This includes an allocation of €830,000 to purchase books and periodicals. A proposed expenditure of €1,733,400 is proposed in respect of Arts Programmes detailed below.

Key elements of these budgets include:

### Libraries

- Continued upgrade of ICT infrastructure in the Branch Libraries plus upgrade of the library website in 2017.
- A programme of energy reduction works throughout the library infrastructure following a comprehensive energy usage audit.
- Refurbishment and maintenance of libraries including the Mobile Libraries.
- Staging of Library/Cultural events including the continued expansion of the Red Line Book Festival.
- Support of the Decade of Commemorations programme events and exhibitions.
- Continued replenishment of book stock.

The Palmerstown Library Hub will be in service, and an appropriate use of the Whitechurch Library will be identified to address community needs based on and developing, existing usage and services.

### Arts

- €350,000 for support of the Music Generation Programme and other arts programmes.
- €199,500 for support for children's and youth arts programmes and events including Ruaille Buaille Children's Music Festival.
- €171,000 on arts grants and bursary awards.
- €277,300 for support for the Civic Theatre and €320,000 for Rua Red Arts Centre.

Provision has been made to facilitate the operation and marketing of the Round Tower Centre in Clondalkin in 2017.

### Public Realm

General Maintenance of the Public Realm is projected to cost €16,074,000. The Budget provides for the maintenance and presentation of parks, open spaces, playgrounds and recreational facilities and is allocated as follows:

Grass Cutting Programme . . . . .	€3,988,600
Tree/Hedge Management Programme .	€2,359,700
Public Realm/Parks Mgt & Operation .	€1,994,000
Park Rangers Service . . . . .	€647,700
Pitch Maintenance . . . . .	€464,300
Landscaping & Improvement Works. . .	€1,201,200
Weed Control . . . . .	€291,600
Leisure Facility & Playground Maint. . .	€664,000
Playground Provision & Improvement . .	€500,000

The implementation of the Council's Living with Trees – Tree Management Policy 2015 - 2020 will continue during 2017 with the focus being on tree management on an estate by estate basis.

During 2016 two dedicated tree crews continued to progress the tree management programme on a countywide basis. While advancing this approach towards a cyclical regime of maintenance for street trees, the Council's Tree Management Policy recognises that there will always be a need to carry out reactive works, an additional €250,000 is to be provided for 2017 to fund a third tree crew in order to expedite this.

The grass-cutting season continues to extend year on year with it now expected to run from February to November. Investment in plant & machinery and staff resources to provide a more effective and efficient service in 2017 have been planned in conjunction with a review of the public realm which also includes a new provision of €200,000 for the introduction of seasonal crews during 2017.

Additional provision has been made for the introduction of a rolling programme of pitch maintenance and improvement.

The Play Space Programme continues through 2017, with another 12 play spaces planned for delivery in 2017. This is in addition to the 13 completed, 6 about to commence, 1 at design stage and 12 currently in consultation. Provision



of €500,000 for the Play Space Programme has been made through a revenue to capital transfer.

### Community Services

- €120,000 provided for subventions to outside bodies for the operation of Sports and Leisure facilities.
- €250,000 provided for Community Development Grants Scheme.
- €282,000 provision for festivals and events including summer projects and family days. This also includes a provision for Health and Wellbeing initiatives and planned seasonal events such as St. Patricks Day, Halloween and Christmas.
- €1,716,700 for the operation of Dept. of Social Protection Community Employment and Jobs Initiative Schemes (formerly FAS) and appropriate income.
- €229,900 provided for contributions towards FAI, Leinster Branch IRFU, Leinster Cricket Federation and the GAA/ Dublin County Board Development Officers and Programmes.
- €193,600 funding for Sports Partnership and Sports Initiatives/Programmes (excluding salaries).
- €35,000 funding to support National Physical Activity Plan/Healthy County Initiatives.
- €25,000 funding for proposed catering/hospitality programme.
- €269,500 provided for the maintenance, support and upkeep of Community Facilities including neighbourhood centres.
- €80,000 provided for subventions to outside bodies supporting community access to four Schools Sports Halls.
- €30,000 provision for 2017 Community Endeavour Awards.
- €250,000 provided for the Community Initiative Fund.
- €190,300 net provision for the management and maintenance of Tallaght Stadium.

Consultants have been appointed to prepare designs for the delivery of a third stand at Tallaght Stadium in accordance with Capital Programme. The new stand will potentially support the consideration of a number of proposals for additional events to enhance the use of Tallaght Stadium in 2017 and in the future, including sporting, music and cultural events.

### Division G - Agriculture, Education, Health and Welfare

The projected expenditure within Division G in 2017 includes approximately €1,252,000 on veterinary related services.

- The 2017 projections include expenditure on Food Safety & Standards at €346,200.
- €424,300 is provided to carry out functions under the Control of Dogs legislation and €187,300 is provided to meet our obligations under the Control of Horses legislation, corresponding income in these areas amounts to €605,200.
- In recent years new applicants for Higher Education Grants have been administered through Student Universal Support Ireland (SUSI) however a number of grant applications from the original scheme are still administered by the Council. It is anticipated that the number of original grant applications to be processed will decrease further in 2017. The value of grant awards is recouped from the Department of Education and Skills but the Council bears the cost of administering the scheme.
- €215,000 provision to continue the school meals programme in 23 schools.
- €50,000 provided for the contribution towards Educational and Sports Bursaries.



## **Division H – Miscellaneous**

Draft Register of Electors 2017/18 is to be published on 01/11/2016. The Register will come into force on 15/02/2017 and will remain in force for all Elections and Referenda held within the period up to 14/02/2018. The current Register 2016/17 was published on 01/02/2016 with 190,168 electors.



**South Dublin County Council**  
Comhairle Contae Átha Cliath Theas

**ADOPTED**  
**Statutory Budget**  
**2017**

It should be noted that, because of the level of detail involved in the apportionment of Service Support Costs, rounding issues may be a feature in some of the tables. These have no material affect and do not impact on the overall budget figures.

**TABLE A - CALCULATION OF ANNUAL RATE ON VALUATION FOR THE FINANCIAL YEAR 2017**

**South Dublin County Council**

Summary by Service Division	Expenditure €	Income €	Budget Net Expenditure 2017 €	%	Estimated Net Outturn 2016 Net Expenditure €	%
<b>Gross Revenue Expenditure and Income</b>						
A Housing and Building	68,729,000	63,534,800	5,194,200	4.2%	6,560,300	5.4%
B Road Transport & Safety	27,549,700	5,037,200	22,512,500	18.4%	22,096,600	18.1%
C Water Services	11,497,800	9,055,700	2,442,100	2.0%	2,235,200	1.8%
D Development Management	19,716,800	6,435,300	13,281,500	10.8%	12,172,600	10.0%
E Environmental Services	40,170,400	6,676,600	33,493,800	27.3%	32,604,200	26.8%
F Recreation and Amenity	36,259,000	4,832,500	31,426,500	25.6%	33,543,400	27.5%
G Agriculture, Education, Health & Welfare	1,832,300	827,600	1,004,700	0.8%	1,067,500	0.9%
H Miscellaneous Services	22,237,900	9,048,700	13,189,200	10.8%	11,577,200	9.5%
	<b>227,992,900</b>	<b>105,448,400</b>	<b>122,544,500</b>	<b>100.0%</b>	<b>121,857,000</b>	<b>100.0%</b>
Provision for Debit Balance			-		-	
<b>ADJUSTED GROSS EXPENDITURE AND INCOME</b>			<b>122,544,500</b>		<b>121,857,000</b>	
Provision for Credit Balance			-		-	
Local Property Tax *			5,425,600		-	
Pension Related Deduction			-		-	
<b>SUB - TOTAL</b>			<b>5,425,600</b>		<b>-</b>	
<b>NET AMOUNT OF RATES TO BE LEVIED</b>			<b>117,118,900</b>			
Value of Base Year Adjustment			-			
<b>AMOUNT OF RATES TO BE LEVIED (GROSS of BYA)</b>			<b>117,118,900</b>			
NET EFFECTIVE VALUATION			722,956,200			
<b>GENERAL ANNUAL RATE ON VALUATION</b>			<b>.162</b>			

\* Represents Discretionary Local Property Tax (Local Property Tax allocation less Self-Funding). See Appendix 2 for details of full LPT allocation

<b>Table B: Expenditure and Income for 2017 and Estimated Outturn for 2016</b>											
	<b>2017</b>						<b>2016</b>				
	<b>Expenditure</b>			<b>Income</b>			<b>Expenditure</b>		<b>Income</b>		
	Adopted by Council €	Estimated by Chief Executive €	Adopted by Council €	Estimated by Chief Executive €	Adopted by Council €	Estimated by Chief Executive €	Adopted by Council €	Estimated Outturn €	Adopted by Council €	Estimated Outturn €	Estimated Outturn €
<b>A Housing and Building</b>											
A01 Maintenance & Improvement of LA Housing Units	14,260,200	14,222,200	20,557,600	20,557,600	13,896,100	13,566,800	20,524,500	20,086,700			
A02 Housing Assessment, Allocation and Transfer	-	-	-	-	-	-	-	-			
A03 Housing Rent and Tenant Purchase Administration	1,906,900	1,906,900	71,500	71,500	1,905,600	1,805,200	81,700	73,600			
A04 Housing Community Development Support	4,584,300	4,584,300	143,800	143,800	4,857,700	4,863,500	149,800	134,900			
A05 Administration of Homeless Service	2,908,300	2,908,300	354,200	354,200	2,724,400	2,865,500	355,200	381,700			
A06 Support to Housing Capital & Affordable Prog	8,443,200	8,443,200	7,139,300	7,139,300	8,518,400	8,532,600	7,131,000	7,126,100			
A07 RAS Programme	30,987,900	30,987,900	31,613,200	31,613,200	28,636,800	28,960,100	29,069,900	29,627,500			
A08 Housing Loans	2,424,100	2,424,100	1,890,900	1,890,900	2,333,600	2,904,100	2,236,500	1,883,500			
A09 Housing Grants	2,221,700	2,221,700	1,341,800	1,341,800	2,527,000	3,110,100	1,352,300	1,131,900			
A11 Agency & Recoupable Services	599,400	599,400	322,500	322,500	579,300	559,400	325,600	323,000			
A12 HAP Programme	393,000	393,000	100,000	100,000	265,600	258,100	60,000	96,000			
<b>A Division Total</b>	<b>68,729,000</b>	<b>68,691,000</b>	<b>63,534,800</b>	<b>63,534,800</b>	<b>66,244,500</b>	<b>67,425,400</b>	<b>61,286,500</b>	<b>60,864,900</b>			

**Table B: Expenditure and Income for 2017 and Estimated Outturn for 2016**

	2017				2016			
	Expenditure		Income		Expenditure		Income	
	Adopted by Council €	Estimated by Chief Executive €	Adopted by Council €	Estimated by Chief Executive €	Adopted by Council €	Estimated Outturn €	Adopted by Council €	Estimated Outturn €
<b>B Division and Services</b>								
<b>B Road Transport &amp; Safety</b>								
B01 NP Road - Maintenance and Improvement	-	-	-	-	-	-	-	-
B02 NS Road - Maintenance and Improvement	159,300	159,300	67,000	67,000	160,900	583,200	91,400	265,600
B03 Regional Road - Maintenance and Improvement	2,636,100	2,636,100	82,300	82,300	2,689,700	2,424,600	98,300	88,500
B04 Local Road - Maintenance and Improvement	12,052,800	12,052,800	3,120,500	3,120,500	12,760,400	12,217,400	3,157,900	3,137,900
B05 Public Lighting	4,838,800	4,838,800	609,400	609,400	5,144,000	4,964,500	552,800	688,100
B06 Traffic Management Improvement	2,581,800	2,581,800	82,400	82,400	1,965,400	2,205,000	27,700	78,700
B07 Road Safety Engineering Improvement	1,736,100	1,736,100	99,100	99,100	1,586,900	1,573,000	97,200	125,800
B08 Road Safety Promotion & Education	2,065,100	2,065,100	94,200	94,200	1,694,900	1,780,500	89,100	73,500
B09 Maintenance & Management of Car Parking	478,500	478,500	670,000	670,000	497,000	496,700	670,000	670,000
B10 Support to Roads Capital Prog	986,100	986,100	55,300	55,300	1,588,700	1,219,800	99,100	89,200
B11 Agency & Recoupable Services	15,100	15,100	157,000	157,000	10,300	11,300	125,000	162,000
<b>B Division Total</b>	<b>27,549,700</b>	<b>27,549,700</b>	<b>5,037,200</b>	<b>5,037,200</b>	<b>28,098,200</b>	<b>27,476,000</b>	<b>5,008,500</b>	<b>5,379,300</b>



**Table B: Expenditure and Income for 2017 and Estimated Outturn for 2016**

	2017				2016			
	Expenditure		Income		Expenditure		Income	
	Adopted by Council €	Estimated by Chief Executive €	Adopted by Council €	Estimated by Chief Executive €	Adopted by Council €	Estimated Outturn €	Adopted by Council €	Estimated Outturn €
<b>C Water Services</b>								
C01 Water Supply	4,130,500	4,130,500	4,130,400	4,130,400	3,991,400	3,865,000	3,991,400	3,864,900
C02 Waste Water Treatment	3,383,400	3,383,400	3,383,400	3,383,400	3,728,300	3,458,500	3,728,300	3,458,400
C03 Collection of Water and Waste Water Charges	462,300	462,300	462,400	462,400	755,900	629,400	755,900	629,300
C04 Public Conveniences	-	-	-	-	-	-	-	-
C05 Admin of Group and Private Installations	-	-	-	-	-	-	-	-
C06 Support to Water Capital Programme	519,600	519,600	519,600	519,600	360,400	455,400	360,200	455,300
C07 Agency & Recoupable Services	-	-	-	-	-	17,000	-	-
C08 Local Authority Water and Sanitary Services	3,002,000	3,002,000	559,900	559,900	3,276,300	2,775,500	562,500	557,600
<b>C Division Total</b>	<b>11,497,800</b>	<b>11,497,800</b>	<b>9,055,700</b>	<b>9,055,700</b>	<b>12,112,300</b>	<b>11,200,800</b>	<b>9,398,300</b>	<b>8,965,500</b>

**Table B: Expenditure and Income for 2017 and Estimated Outturn for 2016**

	2017				2016			
	Expenditure		Income		Expenditure		Income	
	Adopted by Council €	Estimated by Chief Executive €	Adopted by Council €	Estimated by Chief Executive €	Adopted by Council €	Estimated Outturn €	Adopted by Council €	Estimated Outturn €
<b>D Division and Services</b>								
<b>D Development Management</b>								
D01 Forward Planning	3,177,600	3,177,600	156,300	156,300	2,973,700	2,999,300	163,200	190,500
D02 Development Management	3,132,400	3,132,400	1,187,400	1,187,400	3,353,500	3,194,800	966,200	1,206,200
D03 Enforcement	879,700	879,700	68,100	68,100	1,232,200	1,003,800	89,200	83,300
D04 Industrial and Commercial Facilities	1,203,800	1,203,800	132,500	132,500	1,344,700	1,032,400	180,100	134,300
D05 Tourism Development and Promotion	1,722,600	1,722,600	68,800	68,800	1,069,800	1,599,200	66,400	82,100
D06 Community and Enterprise Function	3,596,000	3,546,000	2,313,100	2,313,100	3,289,100	3,314,500	2,298,500	2,367,100
D07 Unfinished Housing Estates	-	-	-	-	-	-	-	-
D08 Building Control	569,100	569,100	129,500	129,500	789,100	687,900	126,100	139,700
D09 Economic Development and Promotion	3,447,600	3,447,600	1,217,900	1,217,900	3,099,200	3,187,900	861,200	1,016,700
D10 Property Management	1,836,300	1,836,300	1,090,300	1,090,300	1,408,000	1,375,100	425,600	1,082,600
D11 Heritage and Conservation Services	131,700	131,700	71,400	71,400	73,100	140,000	40,400	71,400
D12 Agency & Recoupable Services	20,000	20,000	-	-	20,000	20,000	15,000	8,400
<b>D Division Total</b>	<b>19,716,800</b>	<b>19,666,800</b>	<b>6,435,300</b>	<b>6,435,300</b>	<b>18,652,400</b>	<b>18,554,900</b>	<b>5,231,900</b>	<b>6,382,300</b>

**Table B: Expenditure and Income for 2017 and Estimated Outturn for 2016**

	2017				2016			
	Expenditure		Income		Expenditure		Income	
	Adopted by Council €	Estimated by Chief Executive €	Adopted by Council €	Estimated by Chief Executive €	Adopted by Council €	Estimated Outturn €	Adopted by Council €	Estimated Outturn €
<b>E Division and Services</b>								
<b>E Environmental Services</b>								
E01 Landfill Operation & Aftercare	6,300,500	6,300,500	3,661,900	3,661,900	6,332,700	6,147,300	3,820,000	3,624,700
E02 Recovery and Recycling Facilities Operations	790,200	790,200	297,300	297,300	2,533,200	1,032,300	1,488,700	408,400
E03 Waste to Energy Facilities Operations	1,043,700	1,043,700	-	-	1,043,800	1,043,800	-	-
E04 Provision of Waste to Collection Services	927,600	927,600	768,300	768,300	843,400	855,500	658,500	768,300
E05 Litter Management	1,769,300	1,769,300	164,000	164,000	1,768,600	1,665,700	169,800	164,400
E06 Street Cleaning	6,914,800	6,914,800	244,900	244,900	6,752,300	6,729,500	264,600	238,300
E07 Waste Regulations, Monitoring and Enforcement	1,072,300	1,072,300	342,100	342,100	1,050,200	1,118,800	343,200	334,400
E08 Waste Management Planning	-	-	-	-	-	-	-	-
E09 Maintenance of Burial Grounds	1,317,600	1,317,600	754,200	754,200	1,285,900	1,223,600	903,300	748,000
E10 Safety of Structures and Places	750,100	750,100	38,400	38,400	682,200	661,800	40,700	34,200
E11 Operation of Fire Service	18,826,200	18,826,200	400,000	400,000	18,251,000	18,526,100	300,000	500,000
E12 Fire Prevention	-	-	-	-	-	-	-	-
E13 Water Quality, Air and Noise Pollution	458,100	458,100	5,500	5,500	207,500	420,500	-	-
E14 Agency & Recoupable Services	-	-	-	-	-	-	-	-
<b>E Division Total</b>	<b>40,170,400</b>	<b>40,170,400</b>	<b>6,676,600</b>	<b>6,676,600</b>	<b>40,750,800</b>	<b>39,424,900</b>	<b>7,988,800</b>	<b>6,820,700</b>

**Table B: Expenditure and Income for 2017 and Estimated Outturn for 2016**

	2017				2016			
	Expenditure		Income		Expenditure		Income	
	Adopted by Council €	Estimated by Chief Executive €	Adopted by Council €	Estimated by Chief Executive €	Adopted by Council €	Estimated Outturn €	Adopted by Council €	Estimated Outturn €
<b>F Recreation and Amenity</b>								
F01 Leisure Facilities Operations	668,900	668,900	150,000	150,000	693,100	1,671,900	170,100	150,100
F02 Operation of Library and Archival Service	10,263,200	10,263,200	676,500	676,500	10,067,500	10,674,300	701,500	663,300
F03 Outdoor Leisure Areas Operations	16,074,000	16,074,000	762,200	762,200	14,209,700	14,714,600	776,600	723,900
F04 Community Sport and Recreational Development	7,519,500	7,519,500	2,875,000	2,875,000	7,949,500	8,928,000	2,715,800	2,856,000
F05 Operation of Arts Programme	1,733,400	1,733,400	368,800	368,800	1,798,700	2,254,400	437,000	306,400
F06 Agency & Recoupable Services	-	-	-	-	-	-	-	-
<b>F Division Total</b>	<b>36,259,000</b>	<b>36,259,000</b>	<b>4,832,500</b>	<b>4,832,500</b>	<b>34,718,500</b>	<b>38,243,200</b>	<b>4,801,000</b>	<b>4,699,700</b>

**Table B: Expenditure and Income for 2017 and Estimated Outturn for 2016**

	2017				2016			
	Expenditure		Income		Expenditure		Income	
	Adopted by Council €	Estimated by Chief Executive €	Adopted by Council €	Estimated by Chief Executive €	Adopted by Council €	Estimated Outturn €	Adopted by Council €	Estimated Outturn €
<b>Division and Services</b>								
<b>G Agriculture, Education, Health &amp; Welfare</b>								
G01 Land Drainage Costs	-	-	-	-	-	-	-	-
G02 Operation and Maintenance of Piers and Harbours	-	-	-	-	-	-	-	-
G03 Coastal Protection	-	-	-	-	-	-	-	-
G04 Veterinary Service	1,252,000	1,252,000	605,200	605,200	1,308,900	1,250,100	697,100	607,500
G05 Educational Support Services	580,300	580,300	222,400	222,400	626,400	646,100	220,500	221,200
G06 Agency & Recoupable Services	-	-	-	-	-	-	-	-
<b>G Division Total</b>	<b>1,832,300</b>	<b>1,832,300</b>	<b>827,600</b>	<b>827,600</b>	<b>1,935,300</b>	<b>1,896,200</b>	<b>917,600</b>	<b>828,700</b>

**Table B: Expenditure and Income for 2017 and Estimated Outturn for 2016**

	2017				2016			
	Expenditure		Income		Expenditure		Income	
	Adopted by Council €	Estimated by Chief Executive €	Adopted by Council €	Estimated by Chief Executive €	Adopted by Council €	Estimated Outturn €	Adopted by Council €	Estimated Outturn €
<b>H Division and Services</b>								
<b>H Miscellaneous Services</b>								
H01 Profit & Loss Machinery Account	31,000	31,000	42,100	42,100	43,800	89,100	55,000	49,500
H02 Profit & Loss Stores Account	-	-	-	-	-	-	-	-
H03 Administration of Rates	20,187,800	20,187,800	8,051,000	8,051,000	20,971,300	20,101,400	7,480,800	8,497,700
H04 Franchise Costs	362,100	362,100	11,500	11,500	266,700	313,800	11,900	11,300
H05 Operation of Morgue and Coroner Expenses	360,500	360,500	-	-	350,100	360,100	-	-
H06 Weighbridges	-	-	-	-	-	-	-	-
H07 Operation of Markets and Casual Trading	-	-	-	-	-	-	-	-
H08 Malicious Damage	67,600	67,600	29,600	29,600	67,600	67,600	29,600	29,600
H09 Local Representation & Civic Leadership	1,216,900	1,304,900	-	-	1,212,000	1,235,000	-	63,300
H10 Motor Taxation	-	-	-	-	-	-	-	-
H11 Agency & Recoupable Services	12,000	12,000	914,500	914,500	30,600	65,200	524,000	2,003,600
<b>H Division Total</b>	<b>22,237,900</b>	<b>22,325,900</b>	<b>9,048,700</b>	<b>9,048,700</b>	<b>22,942,100</b>	<b>22,232,200</b>	<b>8,101,300</b>	<b>10,655,000</b>
<b>Overall Total</b>	<b>227,992,900</b>	<b>227,992,900</b>	<b>105,448,400</b>	<b>105,448,400</b>	<b>225,454,100</b>	<b>226,453,600</b>	<b>102,733,900</b>	<b>104,596,100</b>

**Table D****ANALYSIS OF BUDGET 2017 INCOME FROM GOODS AND SERVICES**

<b>Source of Income</b>	<b>2017</b>	<b>2016</b>
	<b>€</b>	<b>€</b>
Rents from houses	22,580,000	22,445,500
Housing Loans Interest & Charges	1,478,200	1,691,900
Parking Fines & Charges	719,000	719,000
Irish Water	8,042,900	8,341,300
Planning Fees	1,149,100	875,000
Sale/leasing of other property/Industrial Sites	1,677,700	861,200
Domestic Refuse Charges	-	-
Commercial Refuse Charges	-	-
Landfill Charges	-	-
Fire Charges	400,000	300,000
Recreation/Amenity/Culture	319,300	367,000
Library Fees/Fines	160,000	160,000
Agency Services & Repayable Works	90,000	97,500
Local Authority Contributions	4,408,200	4,518,700
Superannuation	2,090,800	2,272,900
NPPR	450,000	300,000
Other income	6,729,100	7,201,000
<b>Total Goods and Services</b>	<b>50,294,300</b>	<b>50,151,000</b>



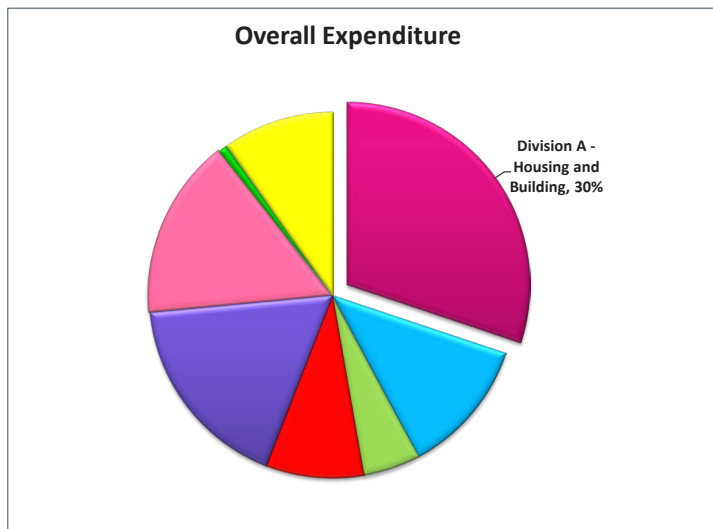
Table E

## ANALYSIS OF BUDGET 2017 INCOME FROM GRANTS, SUBSIDIES, &amp; LPT

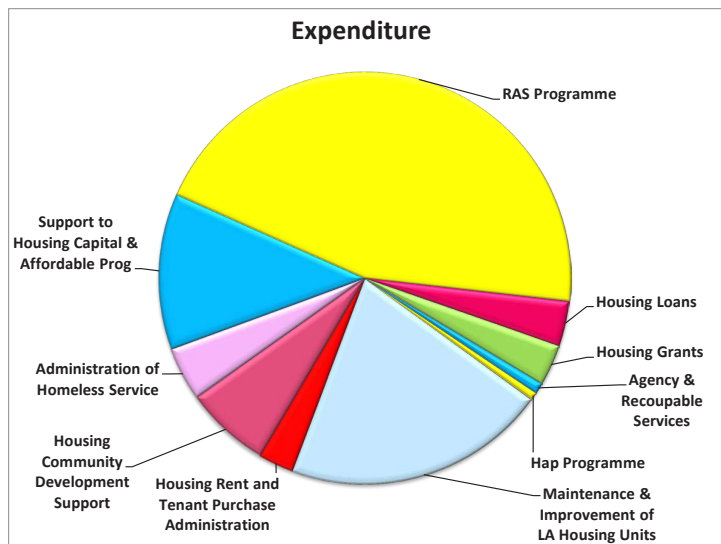
	2017	2016
	€	€
<b>Department of Environment, Community and Local Government</b>		
Housing & Building	37,763,000	27,575,800
Road Transport & Safety	2,886,900	-
Water Services	534,800	552,500
Development Management	2,344,600	2,295,300
Environmental Services	175,500	275,500
Recreation & Amenity	-	-
Agriculture, Food & the Marine	-	-
Miscellaneous Services	6,392,500	-
LPT Self Funding	-	10,386,900
<b>Sub-total</b>	<b>50,097,300</b>	<b>41,086,000</b>
<b>Other Departments and Bodies</b>		
TII Transport Infrastructure Ireland	647,400	602,600
Arts, Heritage & Gaeltacht	-	-
DTO	-	-
Social Protection	-	-
Defence	-	-
Education & Skills	125,000	125,000
Library Council	124,600	124,600
Arts Council	44,000	42,500
Transport, Tourism & Sport	-	-
Justice & Equality	29,600	29,600
Agriculture, Food & The Marine	-	-
Non Dept HFA & BMW	-	-
Jobs, Enterprise, & Innovation	1,064,700	823,000
Other Grants & Subsidies	3,021,500	9,749,900
<b>Sub-total</b>	<b>5,056,800</b>	<b>11,497,200</b>
<b>Total Grants and Subsidies</b>	<b>55,154,100</b>	<b>52,583,200</b>

# Division A - Housing and Building

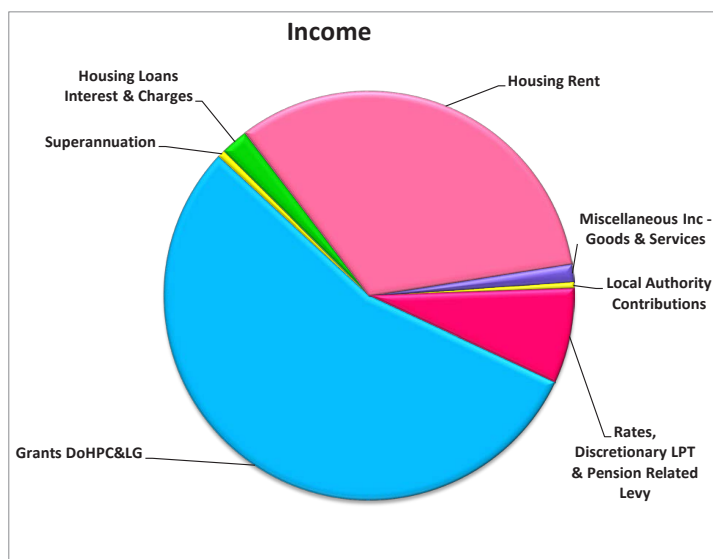
Division	Amount	%
<b>Division A - Housing and Building</b>	<b>68,691,000</b>	<b>30%</b>
Division B - Road Transport & Safety	27,549,700	12%
Division C - Water Services	11,497,800	5%
Division D - Development Management	19,666,800	9%
Division E - Environmental Services	40,170,400	18%
Division F - Recreation and Amenity	36,259,000	16%
Division G - Agriculture, Education, Health & Welfare	1,832,300	1%
Division H - Miscellaneous Services	22,325,900	10%
<b>Grand Total</b>	<b>227,992,900</b>	<b>100%</b>



How the Division is Spent	Amount	%
Maintenance & Improvement of LA Housing Units	14,222,200	21%
Housing Rent and Tenant Purchase Administration	1,906,900	3%
Housing Community Development Support	4,584,300	7%
Administration of Homeless Service	2,908,300	4%
Support to Housing Capital & Affordable Prog	8,443,200	12%
RAS Programme	30,987,900	45%
Housing Loans	2,424,100	4%
Housing Grants	2,221,700	3%
Agency & Recoupable Services	599,400	1%
Hap Programme	393,000	1%
<b>Grand Total</b>	<b>68,691,000</b>	<b>100%</b>



How the Division is Funded	Amount	%
Grants DoHPC&LG	37,763,000	55%
Superannuation	403,800	1%
Housing Loans Interest & Charges	1,478,200	2%
Housing Rent	22,580,000	33%
Miscellaneous Inc - Goods & Services	989,800	1%
Local Authority Contributions	320,000	0%
Rates & Discretionary LPT	5,156,200	8%
<b>Grand Total</b>	<b>68,691,000</b>	<b>100%</b>



**Table B: Expenditure and Income for 2017 and Estimated Outturn for 2016**

	2017				2016			
	Expenditure		Income		Expenditure		Income	
	Adopted by Council €	Estimated by Chief Executive €	Adopted by Council €	Estimated by Chief Executive €	Adopted by Council €	Estimated Outturn €	Adopted by Council €	Estimated Outturn €
<b>A Housing and Building</b>								
A01 Maintenance & Improvement of LA Housing Units	14,260,200	14,222,200	20,557,600	20,557,600	13,896,100	13,566,800	20,524,500	20,086,700
A02 Housing Assessment, Allocation and Transfer	-	-	-	-	-	-	-	-
A03 Housing Rent and Tenant Purchase Administration	1,906,900	1,906,900	71,500	71,500	1,905,600	1,805,200	81,700	73,600
A04 Housing Community Development Support	4,584,300	4,584,300	143,800	143,800	4,857,700	4,863,500	149,800	134,900
A05 Administration of Homeless Service	2,908,300	2,908,300	354,200	354,200	2,724,400	2,865,500	355,200	381,700
A06 Support to Housing Capital & Affordable Prog	8,443,200	8,443,200	7,139,300	7,139,300	8,518,400	8,532,600	7,131,000	7,126,100
A07 RAS Programme	30,987,900	30,987,900	31,613,200	31,613,200	28,636,800	28,960,100	29,069,900	29,627,500
A08 Housing Loans	2,424,100	2,424,100	1,890,900	1,890,900	2,333,600	2,904,100	2,236,500	1,883,500
A09 Housing Grants	2,221,700	2,221,700	1,341,800	1,341,800	2,527,000	3,110,100	1,352,300	1,131,900
A11 Agency & Recoupable Services	599,400	599,400	322,500	322,500	579,300	559,400	325,600	323,000
A12 HAP Programme	393,000	393,000	100,000	100,000	265,600	258,100	60,000	96,000
<b>A Division Total</b>	<b>68,729,000</b>	<b>68,691,000</b>	<b>63,534,800</b>	<b>63,534,800</b>	<b>66,244,500</b>	<b>67,425,400</b>	<b>61,286,500</b>	<b>60,864,900</b>

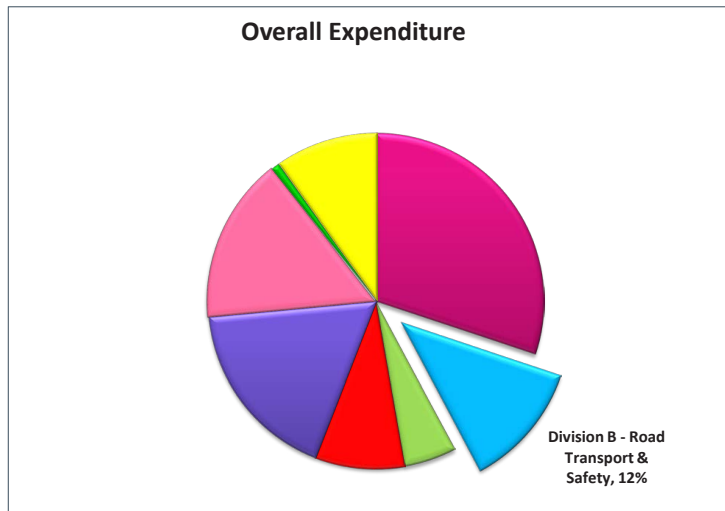
<b>Table F - Expenditure</b>				
<b>Division A - Housing and Building</b>				
<b>Expenditure by Service and Sub-Service</b>	<b>2017</b>		<b>2016</b>	
	<b>Adopted by Council</b>	<b>Estimated by Chief Executive</b>	<b>Adopted by Council</b>	<b>Estimated Outturn</b>
	<b>€</b>	<b>€</b>	<b>€</b>	<b>€</b>
A0101 Maintenance of LA Housing Units	10,285,900	10,285,900	9,850,900	9,768,500
A0102 Maintenance of Traveller Accommodation Units	514,000	514,000	502,500	509,000
A0103 Traveller Accommodation Management	1,229,800	1,191,800	1,267,600	1,110,700
A0104 Estate Maintenance	-	-	-	-
A0199 Service Support Costs	2,230,500	2,230,500	2,275,100	2,178,600
<b>A01 Maintenance &amp; Improvement of LA Housing Units</b>	<b>14,260,200</b>	<b>14,222,200</b>	<b>13,896,100</b>	<b>13,566,800</b>
A0201 Assessment of Housing Needs, Allocs. & Trans.	-	-	-	-
A0299 Service Support Costs	-	-	-	-
<b>A02 Housing Assessment, Allocation and Transfer</b>	<b>-</b>	<b>-</b>	<b>-</b>	<b>-</b>
A0301 Debt Management & Rent Assessment	1,177,300	1,177,300	1,175,900	1,104,900
A0399 Service Support Costs	729,600	729,600	729,700	700,300
<b>A03 Housing Rent and Tenant Purchase Administration</b>	<b>1,906,900</b>	<b>1,906,900</b>	<b>1,905,600</b>	<b>1,805,200</b>
A0401 Housing Estate Management	2,478,600	2,478,600	2,807,900	2,916,000
A0402 Tenancy Management	685,000	685,000	747,200	692,700
A0403 Social and Community Housing Service	-	-	-	-
A0499 Service Support Costs	1,420,700	1,420,700	1,302,600	1,254,800
<b>A04 Housing Community Development Support</b>	<b>4,584,300</b>	<b>4,584,300</b>	<b>4,857,700</b>	<b>4,863,500</b>
A0501 Homeless Grants Other Bodies	2,596,000	2,596,000	2,389,700	2,541,700
A0502 Homeless Service	-	-	-	-
A0599 Service Support Costs	312,300	312,300	334,700	323,800
<b>A05 Administration of Homeless Service</b>	<b>2,908,300</b>	<b>2,908,300</b>	<b>2,724,400</b>	<b>2,865,500</b>
A0601 Technical and Administrative Support	1,169,000	1,169,000	1,023,300	1,315,200
A0602 Loan Charges	6,304,400	6,304,400	6,491,000	6,263,300
A0699 Service Support Costs	969,800	969,800	1,004,100	954,100
<b>A06 Support to Housing Capital &amp; Affordable Prog</b>	<b>8,443,200</b>	<b>8,443,200</b>	<b>8,518,400</b>	<b>8,532,600</b>
A0701 RAS Operations	20,021,600	20,021,600	19,761,300	20,209,700
A0702 Long Term Leasing	5,834,500	5,834,500	4,559,200	4,531,900
A0703 Payment & Availability	3,900,000	3,900,000	3,000,000	3,000,000
A0704 Affordable Leases	812,200	812,200	868,100	788,100
A0799 Service Support Costs	419,600	419,600	448,200	430,400
<b>A07 RAS Programme</b>	<b>30,987,900</b>	<b>30,987,900</b>	<b>28,636,800</b>	<b>28,960,100</b>

<b>Table F - Expenditure</b>				
<b>Division A - Housing and Building</b>				
<b>Expenditure by Service and Sub-Service</b>	<b>2017</b>		<b>2016</b>	
	<b>Adopted by Council</b>	<b>Estimated by Chief Executive</b>	<b>Adopted by Council</b>	<b>Estimated Outturn</b>
	<b>€</b>	<b>€</b>	<b>€</b>	<b>€</b>
A0801 Loan Interest and Other Charges	2,123,900	2,123,900	2,110,400	2,693,000
A0802 Debt Management Housing Loans	-	-	4,500	-
A0899 Service Support Costs	300,200	300,200	218,700	211,100
<b>A08 Housing Loans</b>	<b>2,424,100</b>	<b>2,424,100</b>	<b>2,333,600</b>	<b>2,904,100</b>
A0901 Housing & Adaptation Grant Scheme	1,483,400	1,483,400	1,618,000	2,186,000
A0902 Loan Charges DPG/ERG	141,300	141,300	256,300	227,600
A0903 Essential Repair Grants	112,300	112,300	112,300	121,800
A0904 Other Housing Grant Payments	-	-	-	-
A0905 Mobility Aids Housing Grants	289,400	289,400	289,400	332,800
A0999 Service Support Costs	195,300	195,300	251,000	241,900
<b>A09 Housing Grants</b>	<b>2,221,700</b>	<b>2,221,700</b>	<b>2,527,000</b>	<b>3,110,100</b>
A1101 Agency & Recoupable Service	373,400	373,400	387,600	372,500
A1199 Service Support Costs	226,000	226,000	191,700	186,900
<b>A11 Agency &amp; Recoupable Services</b>	<b>599,400</b>	<b>599,400</b>	<b>579,300</b>	<b>559,400</b>
A1201 HAP	299,800	299,800	207,100	203,200
A1202 HAP Agency Services	-	-	-	-
A1299 HAP Service Support Costs	93,200	93,200	58,500	54,900
<b>A12 HAP Programme</b>	<b>393,000</b>	<b>393,000</b>	<b>265,600</b>	<b>258,100</b>
<b>A Division Total</b>	<b>68,729,000</b>	<b>68,691,000</b>	<b>66,244,500</b>	<b>67,425,400</b>

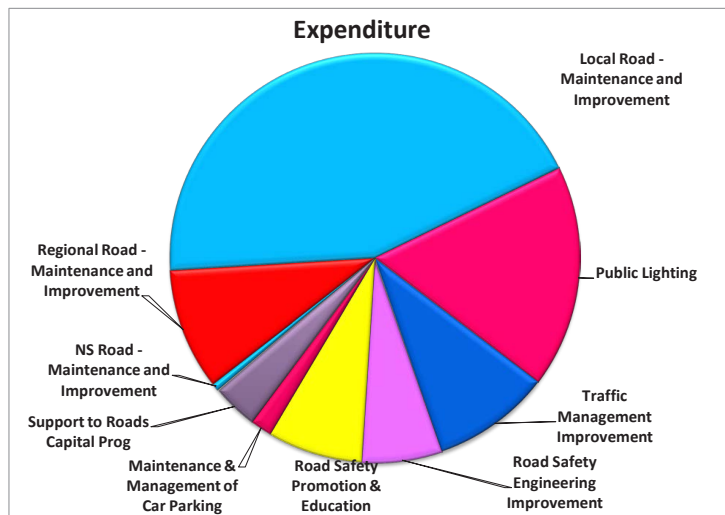
<b>Table F - Income</b>				
<b>Division A - Housing and Building</b>				
<b>Income by Source</b>	<b>2017</b>		<b>2016</b>	
	<b>Adopted by Council</b>	<b>Estimated by Chief Executive</b>	<b>Adopted by Council</b>	<b>Estimated Outturn</b>
	<b>€</b>	<b>€</b>	<b>€</b>	<b>€</b>
<b>Government Grants, Subsidies, &amp; LPT</b>				
Environment, Community & Local Government	37,763,000	37,763,000	27,575,800	28,665,900
Other Grants & Subsidies	-	-	-	-
LPT Self Funding	-	-	7,500,000	6,747,000
<b>Total Government Grants, Subsidies, &amp; LPT</b>	<b>37,763,000</b>	<b>37,763,000</b>	<b>35,075,800</b>	<b>35,412,900</b>
<b>Goods &amp; Services</b>				
Rents from houses	22,580,000	22,580,000	22,445,500	22,090,000
Housing Loans Interest & Charges	1,478,200	1,478,200	1,691,900	1,471,700
Agency Services & Repayable Works	-	-	-	-
Superannuation	403,800	403,800	438,200	426,500
Local Authority Contributions	320,000	320,000	320,000	320,000
Other income	989,800	989,800	1,315,100	1,143,900
<b>Total Goods &amp; Services</b>	<b>25,771,800</b>	<b>25,771,800</b>	<b>26,210,700</b>	<b>25,452,100</b>
<b>Division 'A' Total</b>	<b>63,534,800</b>	<b>63,534,800</b>	<b>61,286,500</b>	<b>60,865,000</b>

# Division B - Road Transport & Safety

Division	Amount	%
Division A - Housing and Building	68,691,000	30%
<b>Division B - Road Transport &amp; Safety</b>	<b>27,549,700</b>	<b>12%</b>
Division C - Water Services	11,497,800	5%
Division D - Development Management	19,666,800	9%
Division E - Environmental Services	40,170,400	18%
Division F - Recreation and Amenity	36,259,000	16%
Division G - Agriculture, Education, Health & Welfare	1,832,300	1%
Division H - Miscellaneous Services	22,325,900	10%
<b>Grand Total</b>	<b>227,992,900</b>	<b>100%</b>



How the Division is Spent	Amount	%
NP Road - Maintenance and Improvement	0	0%
NS Road - Maintenance and Improvement	159,300	1%
Regional Road - Maintenance and Improvement	2,636,100	10%
Local Road - Maintenance and Improvement	12,052,800	44%
Public Lighting	4,838,800	18%
Traffic Management Improvement	2,581,800	9%
Road Safety Engineering Improvement	1,736,100	6%
Road Safety Promotion & Education	2,065,100	7%
Maintenance & Management of Car Parking	478,500	2%
Support to Roads Capital Prog	986,100	4%
Agency & Recoupable Services	15,100	0%
<b>Grand Total</b>	<b>27,549,700</b>	<b>100%</b>



How the Division is Funded	Amount	%
Superannuation	306,400	1%
TII Transport Infrastructure Ireland	647,400	2%
Parking Fees/Charges	670,000	2%
Miscellaneous Inc - Goods & Services	526,500	2%
Grants DoHPC&LG	2,886,900	10%
Rates & Discretionary LPT	22,512,500	82%
<b>Grand Total</b>	<b>27,549,700</b>	<b>100%</b>

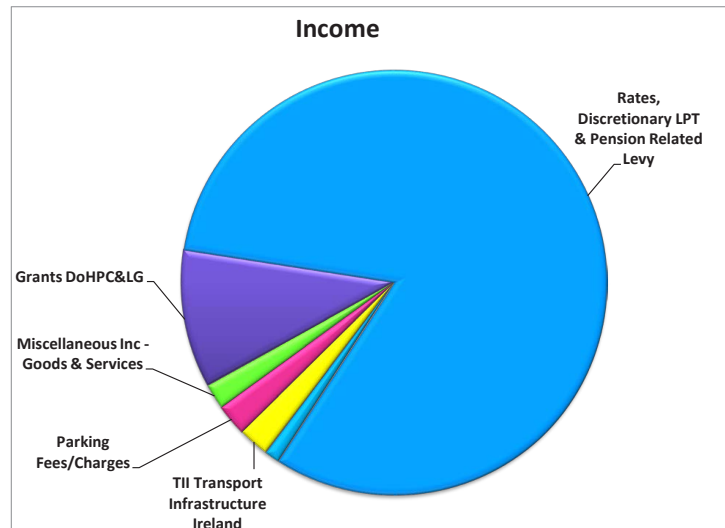




Table B: Expenditure and Income for 2017 and Estimated Outturn for 2016

	2017				2016			
	Expenditure		Income		Expenditure		Income	
	Adopted by Council €	Estimated by Chief Executive €	Adopted by Council €	Estimated by Chief Executive €	Adopted by Council €	Estimated Outturn €	Adopted by Council €	Estimated Outturn €
<b>B Division and Services</b>								
<b>B Road Transport &amp; Safety</b>								
B01 NP Road - Maintenance and Improvement	-	-	-	-	-	-	-	-
B02 NS Road - Maintenance and Improvement	159,300	159,300	67,000	67,000	160,900	583,200	91,400	265,600
B03 Regional Road - Maintenance and Improvement	2,636,100	2,636,100	82,300	82,300	2,689,700	2,424,600	98,300	88,500
B04 Local Road - Maintenance and Improvement	12,052,800	12,052,800	3,120,500	3,120,500	12,760,400	12,217,400	3,157,900	3,137,900
B05 Public Lighting	4,838,800	4,838,800	609,400	609,400	5,144,000	4,964,500	552,800	688,100
B06 Traffic Management Improvement	2,581,800	2,581,800	82,400	82,400	1,965,400	2,205,000	27,700	78,700
B07 Road Safety Engineering Improvement	1,736,100	1,736,100	99,100	99,100	1,586,900	1,573,000	97,200	125,800
B08 Road Safety Promotion & Education	2,065,100	2,065,100	94,200	94,200	1,694,900	1,780,500	89,100	73,500
B09 Maintenance & Management of Car Parking	478,500	478,500	670,000	670,000	497,000	496,700	670,000	670,000
B10 Support to Roads Capital Prog	986,100	986,100	55,300	55,300	1,588,700	1,219,800	99,100	89,200
B11 Agency & Recoupable Services	15,100	15,100	157,000	157,000	10,300	11,300	125,000	162,000
<b>B Division Total</b>	<b>27,549,700</b>	<b>27,549,700</b>	<b>5,037,200</b>	<b>5,037,200</b>	<b>28,098,200</b>	<b>27,476,000</b>	<b>5,008,500</b>	<b>5,379,300</b>

Table F - Expenditure				
Division B - Road Transport & Safety				
Expenditure by Service and Sub-Service	2017		2016	
	Adopted by Council €	Estimated by Chief Executive €	Adopted by Council €	Estimated Outturn €
B0101 NP - Surface Dressing	-	-	-	-
B0102 NP - Pavement Overlay/Reconstruction	-	-	-	-
B0103 NP - Winter Maintenance	-	-	-	-
B0104 NP - Bridge Maintenance (Eirspan)	-	-	-	-
B0105 NP - General Maintenance	-	-	-	-
B0106 NP - General Improvements Works	-	-	-	-
B0199 Service Support Costs	-	-	-	-
<b>B01 NP Road - Maintenance and Improvement</b>	<b>-</b>	<b>-</b>	<b>-</b>	<b>-</b>
B0201 NS - Surface Dressing	-	-	-	-
B0202 NS - Overlay/Reconstruction	-	-	-	-
B0203 NS - Overlay/Reconstruction – Urban	-	-	-	-
B0204 NS - Winter Maintenance	33,900	33,900	41,000	38,200
B0205 NS - Bridge Maintenance (Eirspan)	-	-	-	-
B0206 NS - General Maintenance - Urban	87,100	87,100	86,100	512,600
B0207 NS - General Improvement Works	-	-	-	-
B0299 Service Support Costs	38,300	38,300	33,800	32,400
<b>B02 NS Road - Maintenance and Improvement</b>	<b>159,300</b>	<b>159,300</b>	<b>160,900</b>	<b>583,200</b>
B0301 Regional Roads Surface Dressing	-	-	-	-
B0302 Reg Rd Surface Rest/Road Reconstruction/Overlay	-	-	-	-
B0303 Regional Road Winter Maintenance	89,400	89,400	209,000	135,800
B0304 Regional Road Bridge Maintenance	-	-	-	-
B0305 Regional Road General Maintenance Works	2,075,000	2,075,000	1,994,300	1,823,100
B0306 Regional Road General Improvement Works	-	-	-	-
B0399 Service Support Costs	471,700	471,700	486,400	465,700
<b>B03 Regional Road - Maintenance and Improvement</b>	<b>2,636,100</b>	<b>2,636,100</b>	<b>2,689,700</b>	<b>2,424,600</b>
B0401 Local Road Surface Dressing	-	-	-	-
B0402 Local Rd Surface Rest/Road Reconstruction/Overlay	-	-	-	-
B0403 Local Roads Winter Maintenance	72,700	72,700	64,200	111,000
B0404 Local Roads Bridge Maintenance	120,000	120,000	120,000	120,000
B0405 Local Roads General Maintenance Works	10,218,600	10,218,600	10,952,600	10,433,100
B0406 Local Roads General Improvement Works	240,000	240,000	240,000	240,000
B0499 Service Support Costs	1,401,500	1,401,500	1,383,600	1,313,300
<b>B04 Local Road - Maintenance and Improvement</b>	<b>12,052,800</b>	<b>12,052,800</b>	<b>12,760,400</b>	<b>12,217,400</b>

<b>Table F - Expenditure</b>				
<b>Division B - Road Transport &amp; Safety</b>				
<b>Expenditure by Service and Sub-Service</b>	<b>2017</b>		<b>2016</b>	
	<b>Adopted by Council</b>	<b>Estimated by Chief Executive</b>	<b>Adopted by Council</b>	<b>Estimated Outturn</b>
	<b>€</b>	<b>€</b>	<b>€</b>	<b>€</b>
B0501 Public Lighting Operating Costs	3,632,200	3,632,200	3,878,700	3,709,900
B0502 Public Lighting Improvement	1,000,000	1,000,000	1,000,000	1,000,000
B0599 Service Support Costs	206,600	206,600	265,300	254,600
<b>B05 Public Lighting</b>	<b>4,838,800</b>	<b>4,838,800</b>	<b>5,144,000</b>	<b>4,964,500</b>
B0601 Traffic Management	275,000	275,000	175,000	175,000
B0602 Traffic Maintenance	1,774,900	1,774,900	1,388,800	1,642,600
B0603 Traffic Improvement Measures	100,000	100,000	100,000	100,000
B0699 Service Support Costs	431,900	431,900	301,600	287,400
<b>B06 Traffic Management Improvement</b>	<b>2,581,800</b>	<b>2,581,800</b>	<b>1,965,400</b>	<b>2,205,000</b>
B0701 Low Cost Remedial Measures	1,123,200	1,123,200	1,070,100	1,072,800
B0702 Other Engineering Improvements	150,000	150,000	50,000	50,000
B0799 Service Support Costs	462,900	462,900	466,800	450,200
<b>B07 Road Safety Engineering Improvement</b>	<b>1,736,100</b>	<b>1,736,100</b>	<b>1,586,900</b>	<b>1,573,000</b>
B0801 School Wardens	1,221,900	1,221,900	934,500	1,033,400
B0802 Publicity and Promotion Road Safety	-	-	-	-
B0899 Service Support Costs	843,200	843,200	760,400	747,100
<b>B08 Road Safety Promotion &amp; Education</b>	<b>2,065,100</b>	<b>2,065,100</b>	<b>1,694,900</b>	<b>1,780,500</b>
B0901 Maintenance and Management of Car Parks	40,000	40,000	40,000	40,000
B0902 Operation of Street Parking	430,000	430,000	450,000	450,000
B0903 Parking Enforcement	-	-	-	-
B0999 Service Support Costs	8,500	8,500	7,000	6,700
<b>B09 Maintenance &amp; Management of Car Parking</b>	<b>478,500</b>	<b>478,500</b>	<b>497,000</b>	<b>496,700</b>
B1001 Administration of Roads Capital Programme	495,100	495,100	920,700	578,800
B1099 Service Support Costs	491,000	491,000	668,000	641,000
<b>B10 Support to Roads Capital Prog</b>	<b>986,100</b>	<b>986,100</b>	<b>1,588,700</b>	<b>1,219,800</b>
B1101 Agency & Recoupable Service	15,000	15,000	10,000	11,000
B1199 Service Support Costs	100	100	300	300
<b>B11 Agency &amp; Recoupable Services</b>	<b>15,100</b>	<b>15,100</b>	<b>10,300</b>	<b>11,300</b>
<b>B Division Total</b>	<b>27,549,700</b>	<b>27,549,700</b>	<b>28,098,200</b>	<b>27,476,000</b>

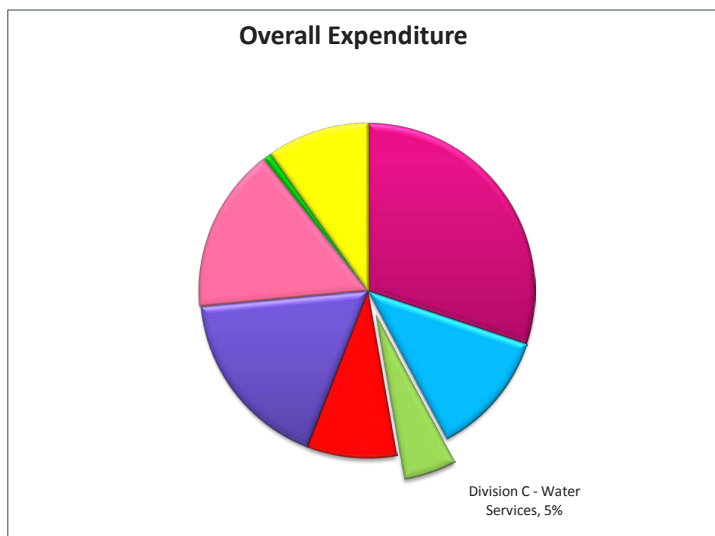
**Table F - Income**

**Division B - Road Transport & Safety**

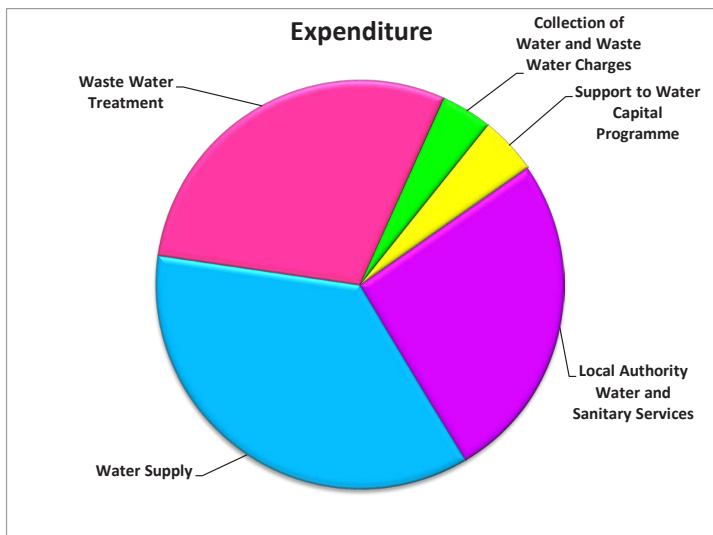
Income by Source	2017		2016	
	Adopted by Council	Estimated by Chief Executive	Adopted by Council	Estimated Outturn
	€	€	€	€
<b>Government Grants, Subsidies, &amp; LPT</b>				
Arts, Heritage & Gaeltacht	-	-	-	-
TII Transport Infrastructure Ireland	647,400	647,400	602,600	847,400
Environment, Community & Local Government	2,886,900	2,886,900	-	-
DTO	-	-	-	-
Other Grants & Subsidies	-	-	-	-
LPT Self Funding	-	-	2,886,900	2,886,900
<b>Total Government Grants, Subsidies, &amp; LPT</b>	<b>3,534,300</b>	<b>3,534,300</b>	<b>3,489,500</b>	<b>3,734,300</b>
<b>Goods &amp; Services</b>				
Parking Fines & Charges	670,000	670,000	670,000	670,000
Agency Services & Repayable Works	-	-	7,500	-
Superannuation	306,400	306,400	348,300	339,000
Local Authority Contributions	-	-	-	-
Other income	526,500	526,500	493,200	636,100
<b>Total Goods &amp; Services</b>	<b>1,502,900</b>	<b>1,502,900</b>	<b>1,519,000</b>	<b>1,645,100</b>
<b>Division 'B' Total</b>	<b>5,037,200</b>	<b>5,037,200</b>	<b>5,008,500</b>	<b>5,379,400</b>

## Division C - Water Services

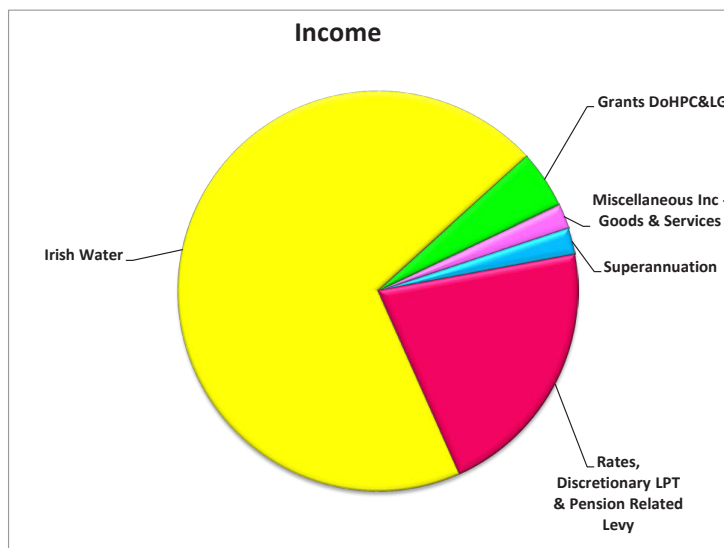
Division	Amount	%
Division A - Housing and Building	68,691,000	30%
Division B - Road Transport & Safety	27,549,700	12%
<b>Division C - Water Services</b>	<b>11,497,800</b>	<b>5%</b>
Division D - Development Management	19,666,800	9%
Division E - Environmental Services	40,170,400	18%
Division F - Recreation and Amenity	36,259,000	16%
Division G - Agriculture, Education, Health & Welfare	1,832,300	1%
Division H - Miscellaneous Services	22,325,900	10%
<b>Grand Total</b>	<b>227,992,900</b>	<b>100%</b>



How the Division is Spent	Amount	%
Water Supply	4,130,500	36%
Waste Water Treatment	3,383,400	29%
Collection of Water and Waste Water Charges	462,300	4%
Admin of Group and Private Installations	0	0%
Support to Water Capital Programme	519,600	5%
Agency & Recoupable Services	0	0%
Local Authority Water and Sanitary Services	3,002,000	26%
<b>Grand Total</b>	<b>11,497,800</b>	<b>100%</b>



How the Division is Funded	Amount	%
Irish Water	8,042,900	70%
Grants DoHPC&LG	534,800	5%
Miscellaneous Inc - Goods & Services	229,600	2%
Superannuation	248,400	2%
Rates & Discretionary LPT	2,442,100	21%
<b>Grand Total</b>	<b>11,497,800</b>	<b>100%</b>



**Table B: Expenditure and Income for 2017 and Estimated Outturn for 2016**

	2017				2016			
	Expenditure		Income		Expenditure		Income	
	Adopted by Council €	Estimated by Chief Executive €	Adopted by Council €	Estimated by Chief Executive €	Adopted by Council €	Estimated Outturn €	Adopted by Council €	Estimated Outturn €
<b>C Water Services</b>								
C01 Water Supply	4,130,500	4,130,500	4,130,400	4,130,400	3,991,400	3,865,000	3,991,400	3,864,900
C02 Waste Water Treatment	3,383,400	3,383,400	3,383,400	3,383,400	3,728,300	3,458,500	3,728,300	3,458,400
C03 Collection of Water and Waste Water Charges	462,300	462,300	462,400	462,400	755,900	629,400	755,900	629,300
C04 Public Conveniences	-	-	-	-	-	-	-	-
C05 Admin of Group and Private Installations	-	-	-	-	-	-	-	-
C06 Support to Water Capital Programme	519,600	519,600	519,600	519,600	360,400	455,400	360,200	455,300
C07 Agency & Recoupable Services	-	-	-	-	-	17,000	-	-
C08 Local Authority Water and Sanitary Services	3,002,000	3,002,000	559,900	559,900	3,276,300	2,775,500	562,500	557,600
<b>C Division Total</b>	<b>11,497,800</b>	<b>11,497,800</b>	<b>9,055,700</b>	<b>9,055,700</b>	<b>12,112,300</b>	<b>11,200,800</b>	<b>9,398,300</b>	<b>8,965,500</b>

Table F - Expenditure

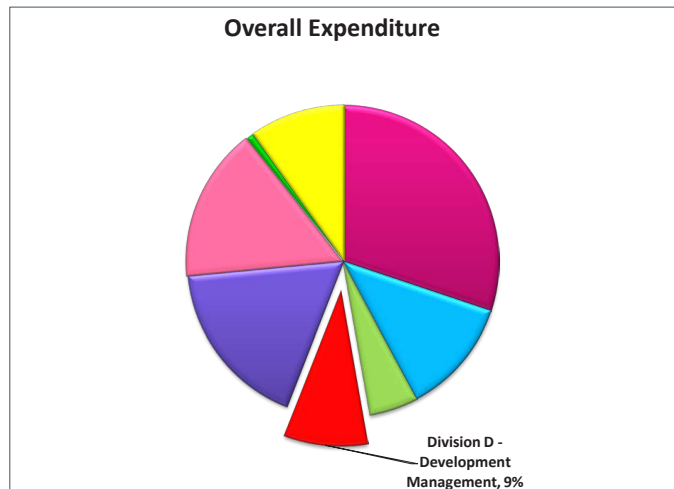
Division C - Water Services				
Expenditure by Service and Sub-Service	2017		2016	
	Adopted by Council €	Estimated by Chief Executive €	Adopted by Council €	Estimated Outturn €
C0101 Water Plants and Networks	2,947,000	2,947,000	2,892,500	2,820,700
C0199 Service Support Costs	1,183,500	1,183,500	1,098,900	1,044,300
<b>C01 Water Supply</b>	<b>4,130,500</b>	<b>4,130,500</b>	<b>3,991,400</b>	<b>3,865,000</b>
C0201 Waste Plants and Networks	2,483,900	2,483,900	2,708,500	2,490,000
C0299 Service Support Costs	899,500	899,500	1,019,800	968,500
<b>C02 Waste Water Treatment</b>	<b>3,383,400</b>	<b>3,383,400</b>	<b>3,728,300</b>	<b>3,458,500</b>
C0301 Debt Management Water and Waste Water	278,600	278,600	472,100	358,300
C0399 Service Support Costs	183,700	183,700	283,800	271,100
<b>C03 Collection of Water and Waste Water Charges</b>	<b>462,300</b>	<b>462,300</b>	<b>755,900</b>	<b>629,400</b>
C0401 Operation and Maintenance of Public Conveniences	-	-	-	-
C0499 Service Support Costs	-	-	-	-
<b>C04 Public Conveniences</b>	<b>-</b>	<b>-</b>	<b>-</b>	<b>-</b>
C0501 Grants for Individual Installations	-	-	-	-
C0502 Grants for Water Group Schemes	-	-	-	-
C0503 Grants for Waste Water Group Schemes	-	-	-	-
C0504 Group Water Scheme Subsidies	-	-	-	-
C0599 Service Support Costs	-	-	-	-
<b>C05 Admin of Group and Private Installations</b>	<b>-</b>	<b>-</b>	<b>-</b>	<b>-</b>
C0601 Technical Design and Supervision	334,800	334,800	207,400	309,100
C0699 Service Support Costs	184,800	184,800	153,000	146,300
<b>C06 Support to Water Capital Programme</b>	<b>519,600</b>	<b>519,600</b>	<b>360,400</b>	<b>455,400</b>
C0701 Agency & Recoupable Service	-	-	-	17,000
C0799 Service Support Costs	-	-	-	-
<b>C07 Agency &amp; Recoupable Services</b>	<b>-</b>	<b>-</b>	<b>-</b>	<b>17,000</b>
C0801 Local Authority Water Services	539,800	539,800	552,500	553,600
C0802 Local Authority Sanitary Services	2,287,500	2,287,500	2,637,900	2,139,500
C0899 Local Authority Service Support Costs	174,700	174,700	85,900	82,400
<b>C08 Local Authority Water and Sanitary Services</b>	<b>3,002,000</b>	<b>3,002,000</b>	<b>3,276,300</b>	<b>2,775,500</b>
<b>C Division Total</b>	<b>11,497,800</b>	<b>11,497,800</b>	<b>12,112,300</b>	<b>11,200,800</b>



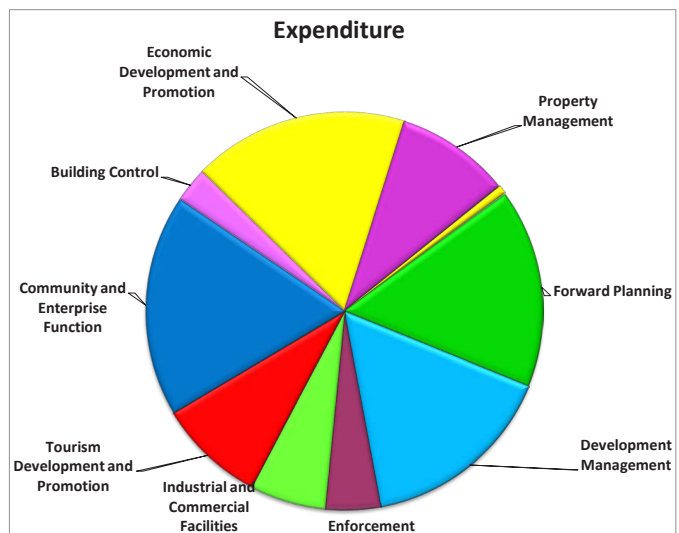
<b>Table F - Income</b>				
<b>Division C - Water Services</b>				
<b>Income by Source</b>	<b>2017</b>		<b>2016</b>	
	<b>Adopted by Council</b>	<b>Estimated by Chief Executive</b>	<b>Adopted by Council</b>	<b>Estimated Outturn</b>
	<b>€</b>	<b>€</b>	<b>€</b>	<b>€</b>
<b>Government Grants, Subsidies, &amp; LPT</b>				
Environment, Community & Local Government	534,800	534,800	552,500	548,600
Other Grants & Subsidies	-	-	-	-
<b>Total Government Grants, Subsidies, &amp; LPT</b>	<b>534,800</b>	<b>534,800</b>	<b>552,500</b>	<b>548,600</b>
<b>Goods &amp; Services</b>				
Agency Services & Repayable Works	-	-	-	-
Superannuation	248,400	248,400	258,800	251,900
Irish Water	8,042,900	8,042,900	8,341,300	7,962,600
Local Authority Contributions	-	-	-	-
Other income	229,600	229,600	245,800	202,500
<b>Total Goods &amp; Services</b>	<b>8,520,900</b>	<b>8,520,900</b>	<b>8,845,900</b>	<b>8,417,000</b>
<b>Division 'C' Total</b>	<b>9,055,700</b>	<b>9,055,700</b>	<b>9,398,400</b>	<b>8,965,600</b>

# Division D - Development Management

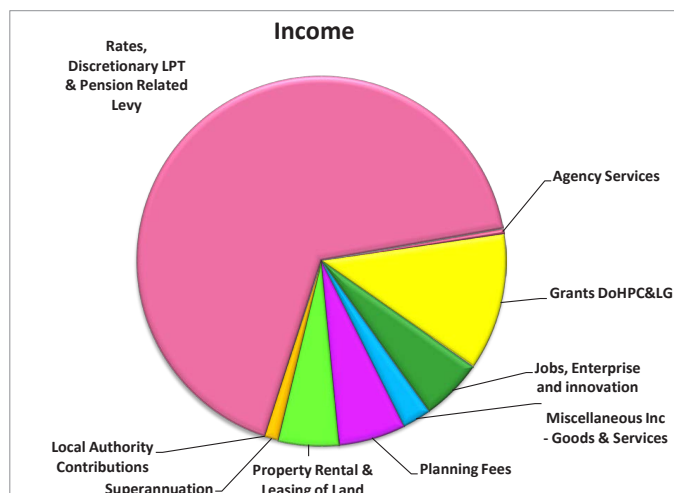
Division	Amount	%
Division A - Housing and Building	68,691,000	30%
Division B - Road Transport & Safety	27,549,700	12%
Division C - Water Services	11,497,800	5%
<b>Division D - Development Management</b>	<b>19,666,800</b>	<b>9%</b>
Division E - Environmental Services	40,170,400	18%
Division F - Recreation and Amenity	36,259,000	16%
Division G - Agriculture, Education, Health & Welfare	1,832,300	1%
Division H - Miscellaneous Services	22,325,900	10%
<b>Grand Total</b>	<b>227,992,900</b>	<b>100%</b>



How the Division is Spent	Amount	%
Forward Planning	3,177,600	16%
Development Management	3,132,400	16%
Enforcement	879,700	4%
Industrial and Commercial Facilities	1,203,800	6%
Tourism Development and Promotion	1,722,600	9%
Community and Enterprise Function	3,546,000	18%
Building Control	569,100	3%
Economic Development and Promotion	3,447,600	18%
Property Management	1,836,300	9%
Heritage and Conservation Services	131,700	1%
Agency and Recoupable Services	20,000	0%
<b>Grand Total</b>	<b>19,666,800</b>	<b>100%</b>



How the Division is Funded	Amount	%
Agency Services	90,000	0%
Grants DoHPC&LG	2,344,600	12%
Grants Other	20,000	0%
Jobs, Enterprise and innovation	1,064,700	5%
Miscellaneous Inc - Goods & Services	493,600	3%
Planning Fees	1,149,100	6%
Property Rental & Leasing of Land	1,026,900	5%
Superannuation	246,400	1%
Local Authority Contributions	0	0%
<b>Rates &amp; Discretionary LPT</b>	<b>13,231,500</b>	<b>67%</b>
<b>Grand Total</b>	<b>19,666,800</b>	<b>100%</b>



**Table B: Expenditure and Income for 2017 and Estimated Outturn for 2016**

	2017				2016			
	Expenditure		Income		Expenditure		Income	
	Adopted by Council €	Estimated by Chief Executive €	Adopted by Council €	Estimated by Chief Executive €	Adopted by Council €	Estimated Outturn €	Adopted by Council €	Estimated Outturn €
<b>D Division and Services</b>								
<b>D Development Management</b>								
D01 Forward Planning	3,177,600	3,177,600	156,300	156,300	2,973,700	2,999,300	163,200	190,500
D02 Development Management	3,132,400	3,132,400	1,187,400	1,187,400	3,353,500	3,194,800	966,200	1,206,200
D03 Enforcement	879,700	879,700	68,100	68,100	1,232,200	1,003,800	89,200	83,300
D04 Industrial and Commercial Facilities	1,203,800	1,203,800	132,500	132,500	1,344,700	1,032,400	180,100	134,300
D05 Tourism Development and Promotion	1,722,600	1,722,600	68,800	68,800	1,069,800	1,599,200	66,400	82,100
D06 Community and Enterprise Function	3,596,000	3,546,000	2,313,100	2,313,100	3,289,100	3,314,500	2,298,500	2,367,100
D07 Unfinished Housing Estates	-	-	-	-	-	-	-	-
D08 Building Control	569,100	569,100	129,500	129,500	789,100	687,900	126,100	139,700
D09 Economic Development and Promotion	3,447,600	3,447,600	1,217,900	1,217,900	3,099,200	3,187,900	861,200	1,016,700
D10 Property Management	1,836,300	1,836,300	1,090,300	1,090,300	1,408,000	1,375,100	425,600	1,082,600
D11 Heritage and Conservation Services	131,700	131,700	71,400	71,400	73,100	140,000	40,400	71,400
D12 Agency & Recoupable Services	20,000	20,000	-	-	20,000	20,000	15,000	8,400
<b>D Division Total</b>	<b>19,716,800</b>	<b>19,666,800</b>	<b>6,435,300</b>	<b>6,435,300</b>	<b>18,652,400</b>	<b>18,554,900</b>	<b>5,231,900</b>	<b>6,382,300</b>

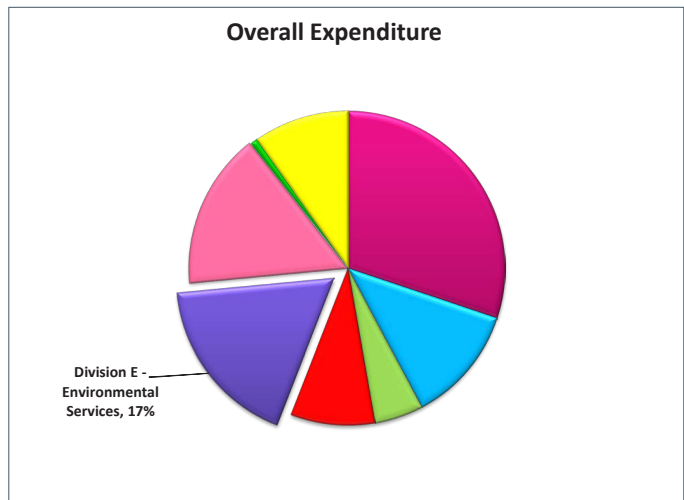
<b>Table F - Expenditure</b>				
<b>Division D - Development Management</b>				
<b>Expenditure by Service and Sub-Service</b>	<b>2017</b>		<b>2016</b>	
	<b>Adopted by Council</b>	<b>Estimated by Chief Executive</b>	<b>Adopted by Council</b>	<b>Estimated Outturn</b>
	<b>€</b>	<b>€</b>	<b>€</b>	<b>€</b>
D0101 Statutory Plans and Policy	2,020,300	2,020,300	1,932,500	1,998,300
D0199 Service Support Costs	1,157,300	1,157,300	1,041,200	1,001,000
<b>D01 Forward Planning</b>	<b>3,177,600</b>	<b>3,177,600</b>	<b>2,973,700</b>	<b>2,999,300</b>
D0201 Planning Control	1,905,200	1,905,200	2,017,900	1,911,700
D0299 Service Support Costs	1,227,200	1,227,200	1,335,600	1,283,100
<b>D02 Development Management</b>	<b>3,132,400</b>	<b>3,132,400</b>	<b>3,353,500</b>	<b>3,194,800</b>
D0301 Enforcement Costs	573,600	573,600	771,000	557,300
D0399 Service Support Costs	306,100	306,100	461,200	446,500
<b>D03 Enforcement</b>	<b>879,700</b>	<b>879,700</b>	<b>1,232,200</b>	<b>1,003,800</b>
D0401 Industrial Sites Operation	911,900	911,900	1,025,000	668,100
D0402 Provision of Industrial Sites	-	-	-	-
D0403 Management of & Contribs to Other Commercial Facs	-	-	-	-
D0404 General Development Promotion Work	56,500	56,500	25,600	80,500
D0499 Service Support Costs	235,400	235,400	294,100	283,800
<b>D04 Industrial and Commercial Facilities</b>	<b>1,203,800</b>	<b>1,203,800</b>	<b>1,344,700</b>	<b>1,032,400</b>
D0501 Tourism Promotion	1,540,700	1,540,700	945,400	1,477,600
D0502 Tourist Facilities Operations	30,000	30,000	30,000	30,000
D0599 Service Support Costs	151,900	151,900	94,400	91,600
<b>D05 Tourism Development and Promotion</b>	<b>1,722,600</b>	<b>1,722,600</b>	<b>1,069,800</b>	<b>1,599,200</b>
D0601 General Community & Enterprise Expenses	2,902,600	2,902,600	2,582,900	2,574,000
D0602 RAPID Costs	-	-	1,500	-
D0603 Social Inclusion	385,900	335,900	373,900	423,000
D0699 Service Support Costs	307,500	307,500	330,800	317,500
<b>D06 Community and Enterprise Function</b>	<b>3,596,000</b>	<b>3,546,000</b>	<b>3,289,100</b>	<b>3,314,500</b>
D0701 Unfinished Housing Estates	-	-	-	-
D0799 Service Support Costs	-	-	-	-
<b>D07 Unfinished Housing Estates</b>	<b>-</b>	<b>-</b>	<b>-</b>	<b>-</b>
D0801 Building Control Inspection Costs	6,000	6,000	-	6,000
D0802 Building Control Enforcement Costs	332,800	332,800	455,000	358,800
D0899 Service Support Costs	230,300	230,300	334,100	323,100
<b>D08 Building Control</b>	<b>569,100</b>	<b>569,100</b>	<b>789,100</b>	<b>687,900</b>

<b>Table F - Expenditure</b>				
<b>Division D - Development Management</b>				
<b>Expenditure by Service and Sub-Service</b>	<b>2017</b>		<b>2016</b>	
	<b>Adopted by Council</b>	<b>Estimated by Chief Executive</b>	<b>Adopted by Council</b>	<b>Estimated Outturn</b>
	<b>€</b>	<b>€</b>	<b>€</b>	<b>€</b>
D0901 Urban and Village Renewal	-	-	-	-
D0902 EU Projects	-	-	-	-
D0903 Town Twinning	20,000	20,000	30,000	20,000
D0904 European Office	-	-	-	-
D0905 Economic Development & Promotion	1,810,900	1,810,900	1,881,500	1,795,900
D0906 Jobs, Enterprise & Innovation	1,185,200	1,185,200	945,200	1,139,300
D0999 Service Support Costs	431,500	431,500	242,500	232,700
<b>D09 Economic Development and Promotion</b>	<b>3,447,600</b>	<b>3,447,600</b>	<b>3,099,200</b>	<b>3,187,900</b>
D1001 Property Management Costs	1,540,800	1,540,800	1,172,900	1,148,500
D1099 Service Support Costs	295,500	295,500	235,100	226,600
<b>D10 Property Management</b>	<b>1,836,300</b>	<b>1,836,300</b>	<b>1,408,000</b>	<b>1,375,100</b>
D1101 Heritage Services	-	-	-	-
D1102 Conservation Services	131,000	131,000	71,000	138,000
D1103 Conservation Grants	-	-	-	-
D1199 Service Support Costs	700	700	2,100	2,000
<b>D11 Heritage and Conservation Services</b>	<b>131,700</b>	<b>131,700</b>	<b>73,100</b>	<b>140,000</b>
D1201 Agency & Recoupable Service	20,000	20,000	20,000	20,000
D1299 Service Support Costs	-	-	-	-
<b>D12 Agency &amp; Recoupable Services</b>	<b>20,000</b>	<b>20,000</b>	<b>20,000</b>	<b>20,000</b>
<b>D Division Total</b>	<b>19,716,800</b>	<b>19,666,800</b>	<b>18,652,400</b>	<b>18,554,900</b>

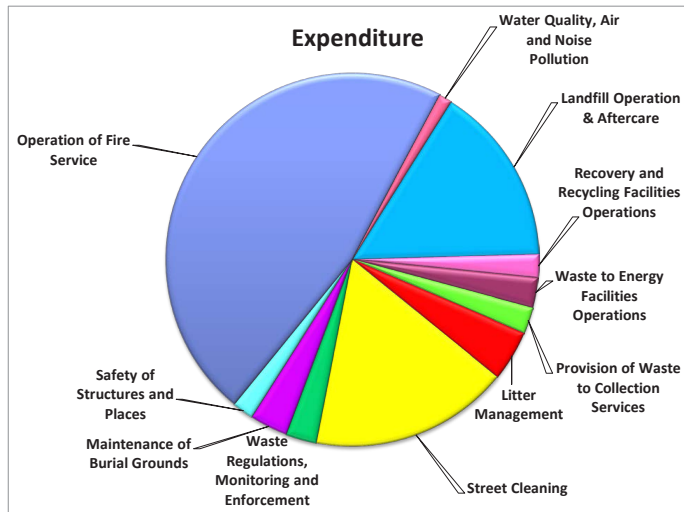
<b>Table F - Income</b>				
<b>Division D - Development Management</b>				
<b>Income by Source</b>	<b>2017</b>		<b>2016</b>	
	<b>Adopted by Council</b>	<b>Estimated by Chief Executive</b>	<b>Adopted by Council</b>	<b>Estimated Outturn</b>
	<b>€</b>	<b>€</b>	<b>€</b>	<b>€</b>
<b>Government Grants, Subsidies, &amp; LPT</b>				
Arts, Heritage & Gaeltacht	-	-	-	-
Environment, Community & Local Government	2,344,600	2,344,600	2,295,300	2,391,800
Jobs, Enterprise and Innovation	1,064,700	1,064,700	823,000	869,000
Other Grants & Subsidies	20,000	20,000	20,000	89,000
<b>Total Government Grants, Subsidies, &amp; LPT</b>	<b>3,429,300</b>	<b>3,429,300</b>	<b>3,138,300</b>	<b>3,349,800</b>
<b>Goods &amp; Services</b>				
Planning Fees	1,149,100	1,149,100	875,000	1,149,100
Agency Services & Repayable Works	90,000	90,000	90,000	81,000
Superannuation	246,400	246,400	287,500	279,800
Sale/leasing of other property/Industrial Sites	1,026,900	1,026,900	373,400	1,020,900
Local Authority Contributions	-	-	-	-
Other income	493,600	493,600	467,900	501,700
<b>Total Goods &amp; Services</b>	<b>3,006,000</b>	<b>3,006,000</b>	<b>2,093,800</b>	<b>3,032,500</b>
<b>Division 'D' Total</b>	<b>6,435,300</b>	<b>6,435,300</b>	<b>5,232,100</b>	<b>6,382,300</b>

# Division E - Environmental Services

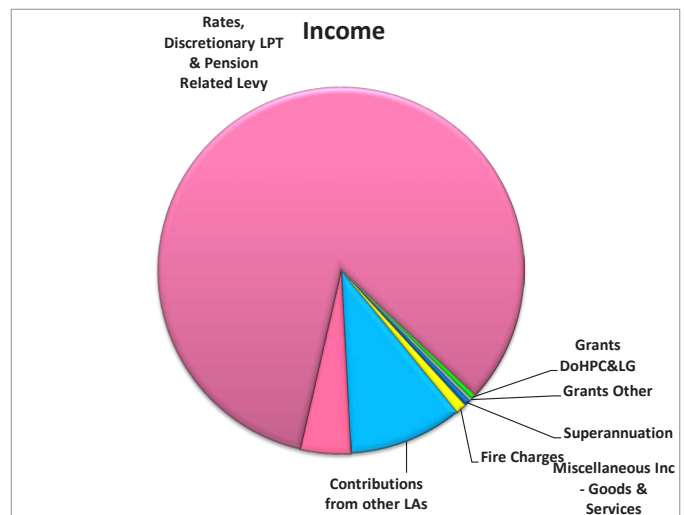
Division	Amount	%
Division A - Housing and Building	68,691,000	30%
Division B - Road Transport & Safety	27,549,700	12%
Division C - Water Services	11,497,800	5%
Division D - Development Management	19,666,800	9%
<b>Division E - Environmental Services</b>	<b>40,170,400</b>	<b>18%</b>
Division F - Recreation and Amenity	36,259,000	16%
Division G - Agriculture, Education, Health & Welfare	1,832,300	1%
Division H - Miscellaneous Services	22,325,900	10%
<b>Grand Total</b>	<b>227,992,900</b>	<b>100%</b>



How the Division is Spent	Amount	%
Landfill Operation & Aftercare	6,300,500	16%
Recovery and Recycling Facilities Operations	790,200	2%
Waste to Energy Facilities Operations	1,043,700	3%
Provision of Waste to Collection Services	927,600	2%
Litter Management	1,769,300	4%
Street Cleaning	6,914,800	17%
Waste Regulations, Monitoring and Enforcement	1,072,300	3%
Maintenance of Burial Grounds	1,317,600	3%
Safety of Structures and Places	750,100	2%
Operation of Fire Service	18,826,200	47%
Water Quality, Air and Noise Pollution	458,100	1%
<b>Grand Total</b>	<b>40,170,400</b>	<b>100%</b>



How the Division is Funded	Amount	%
Grants DoHPC&LG	175,500	0%
Grants Other	76,100	0%
Superannuation	229,400	1%
Fire Charges	400,000	1%
Contributions from other LAs	4,033,700	10%
Miscellaneous Inc - Goods & Services	1,761,900	4%
Rates & Discretionary LPT	33,493,800	83%
<b>Grand Total</b>	<b>40,170,400</b>	<b>100%</b>





**Table B: Expenditure and Income for 2017 and Estimated Outturn for 2016**

	2017				2016			
	Expenditure		Income		Expenditure		Income	
	Adopted by Council €	Estimated by Chief Executive €	Adopted by Council €	Estimated by Chief Executive €	Adopted by Council €	Estimated Outturn €	Adopted by Council €	Estimated Outturn €
<b>E Division and Services</b>								
<b>E Environmental Services</b>								
E01 Landfill Operation & Aftercare	6,300,500	6,300,500	3,661,900	3,661,900	6,332,700	6,147,300	3,820,000	3,624,700
E02 Recovery and Recycling Facilities Operations	790,200	790,200	297,300	297,300	2,533,200	1,032,300	1,488,700	408,400
E03 Waste to Energy Facilities Operations	1,043,700	1,043,700	-	-	1,043,800	1,043,800	-	-
E04 Provision of Waste to Collection Services	927,600	927,600	768,300	768,300	843,400	855,500	658,500	768,300
E05 Litter Management	1,769,300	1,769,300	164,000	164,000	1,768,600	1,665,700	169,800	164,400
E06 Street Cleaning	6,914,800	6,914,800	244,900	244,900	6,752,300	6,729,500	264,600	238,300
E07 Waste Regulations, Monitoring and Enforcement	1,072,300	1,072,300	342,100	342,100	1,050,200	1,118,800	343,200	334,400
E08 Waste Management Planning	-	-	-	-	-	-	-	-
E09 Maintenance of Burial Grounds	1,317,600	1,317,600	754,200	754,200	1,285,900	1,223,600	903,300	748,000
E10 Safety of Structures and Places	750,100	750,100	38,400	38,400	682,200	661,800	40,700	34,200
E11 Operation of Fire Service	18,826,200	18,826,200	400,000	400,000	18,251,000	18,526,100	300,000	500,000
E12 Fire Prevention	-	-	-	-	-	-	-	-
E13 Water Quality, Air and Noise Pollution	458,100	458,100	5,500	5,500	207,500	420,500	-	-
E14 Agency & Recoupable Services	-	-	-	-	-	-	-	-
<b>E Division Total</b>	<b>40,170,400</b>	<b>40,170,400</b>	<b>6,676,600</b>	<b>6,676,600</b>	<b>40,750,800</b>	<b>39,424,900</b>	<b>7,988,800</b>	<b>6,820,700</b>

<b>Table F - Expenditure</b>				
<b>Division E - Environmental Services</b>				
<b>Expenditure by Service and Sub-Service</b>	<b>2017</b>		<b>2016</b>	
	<b>Adopted by Council</b>	<b>Estimated by Chief Executive</b>	<b>Adopted by Council</b>	<b>Estimated Outturn</b>
	<b>€</b>	<b>€</b>	<b>€</b>	<b>€</b>
E0101 Landfill Operations	6,045,700	6,045,700	6,171,400	5,992,400
E0102 Contribution to other LAs - Landfill Facilities	-	-	-	-
E0103 Landfill Aftercare Costs.	13,600	13,600	13,700	13,600
E0104 Provision of Landfill (financing/loan costs)	-	-	-	-
E0199 Service Support Costs	241,200	241,200	147,600	141,300
<b>E01 Landfill Operation &amp; Aftercare</b>	<b>6,300,500</b>	<b>6,300,500</b>	<b>6,332,700</b>	<b>6,147,300</b>
E0201 Recycling Facilities Operations	207,100	207,100	1,993,800	496,700
E0202 Bring Centres Operations	265,000	265,000	267,200	265,000
E0203 Provision of Bring Centres (financing/loan costs)	-	-	-	-
E0204 Other Recycling Services	244,800	244,800	244,800	244,800
E0299 Service Support Costs	73,300	73,300	27,400	25,800
<b>E02 Recovery and Recycling Facilities Operations</b>	<b>790,200</b>	<b>790,200</b>	<b>2,533,200</b>	<b>1,032,300</b>
E0301 Waste to Energy Facilities Operations	1,043,500	1,043,500	1,043,400	1,043,400
E0399 Service Support Costs	200	200	400	400
<b>E03 Waste to Energy Facilities Operations</b>	<b>1,043,700</b>	<b>1,043,700</b>	<b>1,043,800</b>	<b>1,043,800</b>
E0401 Recycling Waste Collection Services	48,900	48,900	33,800	48,300
E0402 Organic Waste Collection Services	165,600	165,600	165,500	165,500
E0403 Residual Waste Collection Services	-	-	-	-
E0404 Commercial Waste Collection Services	-	-	-	-
E0405 Provision of Waste Collection Equip costs	-	-	-	-
E0406 Contribution to Waste Collection Services	-	-	-	-
E0407 Other Costs Waste Collection	597,700	597,700	596,800	596,800
E0499 Service Support Costs	115,400	115,400	47,300	44,900
<b>E04 Provision of Waste to Collection Services</b>	<b>927,600</b>	<b>927,600</b>	<b>843,400</b>	<b>855,500</b>
E0501 Litter Warden Service	838,900	838,900	775,800	809,900
E0502 Litter Control Initiatives	192,100	192,100	86,000	87,500
E0503 Environmental Awareness Services	347,500	347,500	456,700	335,400
E0599 Service Support Costs	390,800	390,800	450,100	432,900
<b>E05 Litter Management</b>	<b>1,769,300</b>	<b>1,769,300</b>	<b>1,768,600</b>	<b>1,665,700</b>
E0601 Operation of Street Cleaning Service	5,681,600	5,681,600	5,517,900	5,549,100
E0602 Provision and Improvement of Litter Bins	-	-	-	-
E0699 Service Support Costs	1,233,200	1,233,200	1,234,400	1,180,400
<b>E06 Street Cleaning</b>	<b>6,914,800</b>	<b>6,914,800</b>	<b>6,752,300</b>	<b>6,729,500</b>

<b>Table F - Expenditure</b>				
<b>Division E - Environmental Services</b>				
<b>Expenditure by Service and Sub-Service</b>	<b>2017</b>		<b>2016</b>	
	<b>Adopted by Council</b>	<b>Estimated by Chief Executive</b>	<b>Adopted by Council</b>	<b>Estimated Outturn</b>
	<b>€</b>	<b>€</b>	<b>€</b>	<b>€</b>
E0701 Monitoring of Waste Regs (incl Private Landfills)	772,000	772,000	727,400	809,000
E0702 Enforcement of Waste Regulations	-	-	-	-
E0799 Service Support Costs	300,300	300,300	322,800	309,800
<b>E07 Waste Regulations, Monitoring and Enforcement</b>	<b>1,072,300</b>	<b>1,072,300</b>	<b>1,050,200</b>	<b>1,118,800</b>
E0801 Waste Management Plan	-	-	-	-
E0802 Contrib to Other Bodies Waste Management Planning	-	-	-	-
E0899 Service Support Costs	-	-	-	-
<b>E08 Waste Management Planning</b>	<b>-</b>	<b>-</b>	<b>-</b>	<b>-</b>
E0901 Maintenance of Burial Grounds	1,011,100	1,011,100	1,025,500	975,900
E0902 Provision of Burial Grounds	-	-	-	-
E0999 Service Support Costs	306,500	306,500	260,400	247,700
<b>E09 Maintenance of Burial Grounds</b>	<b>1,317,600</b>	<b>1,317,600</b>	<b>1,285,900</b>	<b>1,223,600</b>
E1001 Operation Costs Civil Defence	143,200	143,200	107,700	107,700
E1002 Dangerous Buildings	159,400	159,400	152,100	151,400
E1003 Emergency Planning	51,600	51,600	52,600	51,200
E1004 Derelict Sites	213,400	213,400	204,400	191,700
E1005 Water Safety Operation	-	-	-	-
E1099 Service Support Costs	182,500	182,500	165,400	159,800
<b>E10 Safety of Structures and Places</b>	<b>750,100</b>	<b>750,100</b>	<b>682,200</b>	<b>661,800</b>
E1101 Operation of Fire Brigade Service	18,825,000	18,825,000	18,249,800	18,525,000
E1102 Provision of Buildings & Equipment	-	-	-	-
E1103 Fire Services Training	-	-	-	-
E1104 Operation of Ambulance Service	-	-	-	-
E1199 Service Support Costs	1,200	1,200	1,200	1,100
<b>E11 Operation of Fire Service</b>	<b>18,826,200</b>	<b>18,826,200</b>	<b>18,251,000</b>	<b>18,526,100</b>
E1201 Fire Safety Control Cert Costs	-	-	-	-
E1202 Fire Prevention and Education	-	-	-	-
E1203 Inspection & Monitoring of Commercial Facilities	-	-	-	-
E1299 Service Support Costs	-	-	-	-
<b>E12 Fire Prevention</b>	<b>-</b>	<b>-</b>	<b>-</b>	<b>-</b>
E1301 Water Quality Management	233,500	233,500	89,900	233,600
E1302 Licensing and Monitoring of Air and Noise Quality	182,300	182,300	112,300	181,900
E1399 Service Support Costs	42,300	42,300	5,300	5,000
<b>E13 Water Quality, Air and Noise Pollution</b>	<b>458,100</b>	<b>458,100</b>	<b>207,500</b>	<b>420,500</b>

<b>Table F - Expenditure</b>				
<b>Division E - Environmental Services</b>				
<b>Expenditure by Service and Sub-Service</b>	<b>2017</b>		<b>2016</b>	
	<b>Adopted by Council</b>	<b>Estimated by Chief Executive</b>	<b>Adopted by Council</b>	<b>Estimated Outturn</b>
	<b>€</b>	<b>€</b>	<b>€</b>	<b>€</b>
E1401 Agency & Recoupable Service	-	-	-	-
E1499 Service Support Costs	-	-	-	-
<b>E14 Agency &amp; Recoupable Services</b>	-	-	-	-
<b>E Division Total</b>	<b>40,170,400</b>	<b>40,170,400</b>	<b>40,750,800</b>	<b>39,424,900</b>

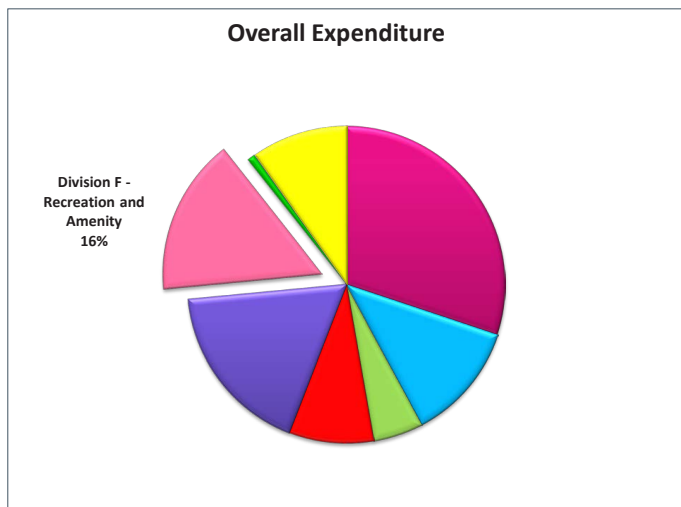
**Table F - Income**

**Division E - Environmental Services**

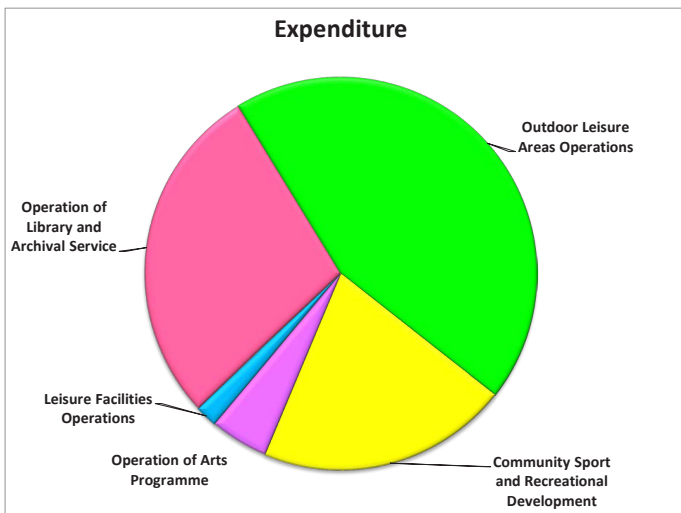
Income by Source	2017		2016	
	Adopted by Council	Estimated by Chief Executive	Adopted by Council	Estimated Outturn
	€	€	€	€
<b>Government Grants, Subsidies, &amp; LPT</b>				
Social Protection	-	-	-	-
Environment, Community & Local Government	175,500	175,500	275,500	175,500
Defence	-	-	-	-
Other Grants & Subsidies	76,100	76,100	-	76,100
<b>Total Government Grants, Subsidies, &amp; LPT</b>	<b>251,600</b>	<b>251,600</b>	<b>275,500</b>	<b>251,600</b>
<b>Goods &amp; Services</b>				
Domestic Refuse Charges	-	-	-	-
Commercial Refuse Charges	-	-	-	-
Agency Services & Repayable Works	-	-	-	-
Superannuation	229,400	229,400	236,500	230,200
Landfill Charges	-	-	-	-
Fire Charges	400,000	400,000	300,000	500,000
Local Authority Contributions	4,033,700	4,033,700	4,136,200	3,996,900
Other income	1,761,900	1,761,900	3,040,600	1,842,000
<b>Total Goods &amp; Services</b>	<b>6,425,000</b>	<b>6,425,000</b>	<b>7,713,300</b>	<b>6,569,100</b>
<b>Division 'E' Total</b>	<b>6,676,600</b>	<b>6,676,600</b>	<b>7,988,800</b>	<b>6,820,700</b>

## Division F - Recreation and Amenity

Division	Amount	%
Division A - Housing and Building	68,691,000	30%
Division B - Road Transport & Safety	27,549,700	12%
Division C - Water Services	11,497,800	5%
Division D - Development Management	19,666,800	9%
Division E - Environmental Services	40,170,400	18%
<b>Division F - Recreation and Amenity</b>	<b>36,259,000</b>	<b>16%</b>
Division G - Agriculture, Education, Health & Welfare	1,832,300	1%
Division H - Miscellaneous Services	22,325,900	10%
<b>Grand Total</b>	<b>227,992,900</b>	<b>100%</b>



How the Division is Spent	Amount	%
Leisure Facilities Operations	668,900	2%
Operation of Library and Archival Service	10,263,200	28%
Outdoor Leisure Areas Operations	16,074,000	44%
Community Sport and Recreational Development	7,519,500	21%
Operation of Arts Programme	1,733,400	5%
<b>Grand Total</b>	<b>36,259,000</b>	<b>100%</b>



How the Division is Funded	Amount	%
Grants Other - Recreation and Amenity	2,599,000	7%
Library Fees & Fines	160,000	0%
Miscellaneous Inc - Goods & Services	1,188,800	3%
Superannuation	565,400	2%
Recreation & Amenity Activities	319,300	1%
Rates & Discretionary LPT	31,426,500	87%
<b>Grand Total</b>	<b>36,259,000</b>	<b>100%</b>

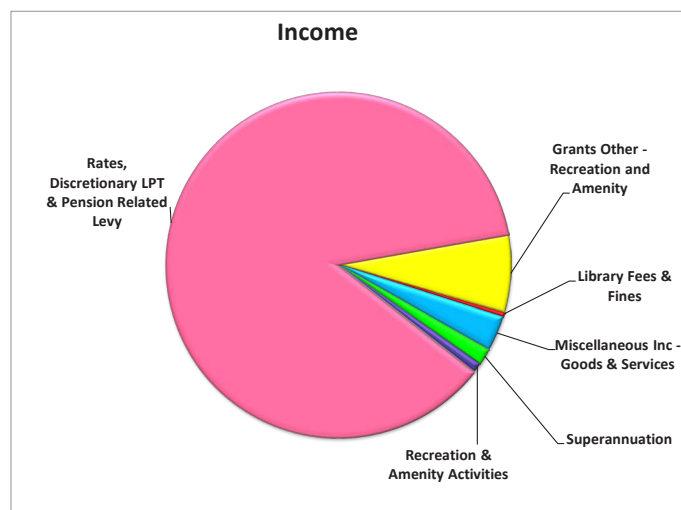


Table B: Expenditure and Income for 2017 and Estimated Outturn for 2016									
	2017					2016			
	Expenditure		Income			Expenditure		Income	
	Adopted by Council €	Estimated by Chief Executive €	Adopted by Council €	Estimated by Chief Executive €	Adopted by Council €	Estimated Outturn €	Adopted by Council €	Estimated Outturn €	
<b>F Division and Services</b>									
<b>F Recreation and Amenity</b>									
F01 Leisure Facilities Operations	668,900	668,900	150,000	150,000	693,100	1,671,900	170,100	150,100	
F02 Operation of Library and Archival Service	10,263,200	10,263,200	676,500	676,500	10,067,500	10,674,300	701,500	663,300	
F03 Outdoor Leisure Areas Operations	16,074,000	16,074,000	762,200	762,200	14,209,700	14,714,600	776,600	723,900	
F04 Community Sport and Recreational Development	7,519,500	7,519,500	2,875,000	2,875,000	7,949,500	8,928,000	2,715,800	2,856,000	
F05 Operation of Arts Programme	1,733,400	1,733,400	368,800	368,800	1,798,700	2,254,400	437,000	306,400	
F06 Agency & Recoupable Services	-	-	-	-	-	-	-	-	
<b>F Division Total</b>	<b>36,259,000</b>	<b>36,259,000</b>	<b>4,832,500</b>	<b>4,832,500</b>	<b>34,718,500</b>	<b>38,243,200</b>	<b>4,801,000</b>	<b>4,699,700</b>	

**Table F - Expenditure**

**Division F - Recreation and Amenity**

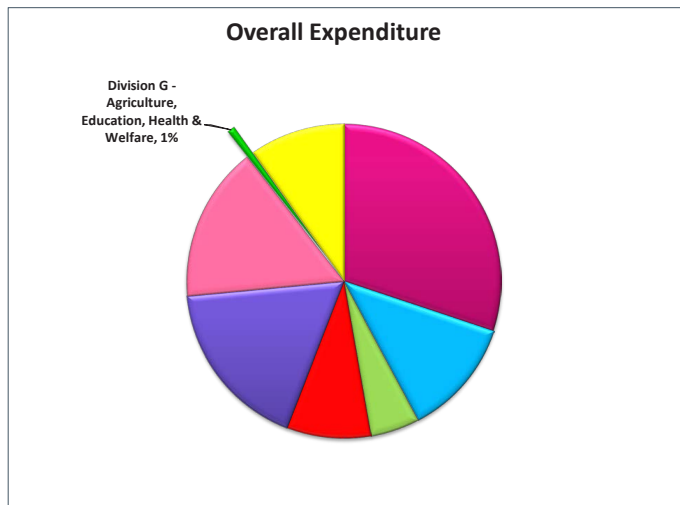
Expenditure by Service and Sub-Service	2017		2016	
	Adopted by Council	Estimated by Chief Executive	Adopted by Council	Estimated Outturn
	€	€	€	€
F0101 Leisure Facilities Operations	270,000	270,000	290,900	270,000
F0102 Provision/Improvement of Leisure Facilities	-	-	-	-
F0103 Contribution to External Bodies Leisure Facilities	397,300	397,300	397,300	1,397,300
F0199 Service Support Costs	1,600	1,600	4,900	4,600
<b>F01 Leisure Facilities Operations</b>	<b>668,900</b>	<b>668,900</b>	<b>693,100</b>	<b>1,671,900</b>
F0201 Library Service Operations	6,545,200	6,545,200	6,253,800	7,019,900
F0202 Archive Service	-	-	-	-
F0203 Maintenance of Library Buildings	-	-	-	-
F0204 Purchase of Books, CD's etc.	830,000	830,000	830,000	830,000
F0205 Contributions to Library Organisations	-	-	-	-
F0299 Service Support Costs	2,888,000	2,888,000	2,983,700	2,824,400
<b>F02 Operation of Library and Archival Service</b>	<b>10,263,200</b>	<b>10,263,200</b>	<b>10,067,500</b>	<b>10,674,300</b>
F0301 Parks, Pitches and Open Spaces	12,289,000	12,289,000	10,361,900	11,126,600
F0302 Playgrounds	767,400	767,400	880,600	763,000
F0303 Beaches	-	-	-	-
F0399 Service Support Costs	3,017,600	3,017,600	2,967,200	2,825,000
<b>F03 Outdoor Leisure Areas Operations</b>	<b>16,074,000</b>	<b>16,074,000</b>	<b>14,209,700</b>	<b>14,714,600</b>
F0401 Community Grants	735,000	735,000	735,000	743,000
F0402 Operation of Sports Hall/Stadium	80,000	80,000	80,000	80,000
F0403 Community Facilities	4,713,200	4,713,200	4,746,800	5,712,500
F0404 Recreational Development	839,200	839,200	800,700	854,000
F0499 Service Support Costs	1,152,100	1,152,100	1,586,900	1,538,500
<b>F04 Community Sport and Recreational Development</b>	<b>7,519,500</b>	<b>7,519,500</b>	<b>7,949,400</b>	<b>8,928,000</b>
F0501 Administration of the Arts Programme	1,388,600	1,388,600	1,450,400	1,313,200
F0502 Contributions to other Bodies Arts Programme	171,000	171,000	171,000	171,000
F0503 Museums Operations	-	-	-	-
F0504 Heritage/Interpretive Facilities Operations	50,200	50,200	50,000	650,000
F0505 Festivals & Concerts	-	-	-	-
F0599 Service Support Costs	123,600	123,600	127,400	120,200
<b>F05 Operation of Arts Programme</b>	<b>1,733,400</b>	<b>1,733,400</b>	<b>1,798,800</b>	<b>2,254,400</b>
F0601 Agency & Recoupable Service	-	-	-	-
F0699 Service Support Costs	-	-	-	-
<b>F06 Agency &amp; Recoupable Services</b>	<b>-</b>	<b>-</b>	<b>-</b>	<b>-</b>
<b>F Division Total</b>	<b>36,259,000</b>	<b>36,259,000</b>	<b>34,718,500</b>	<b>38,243,200</b>



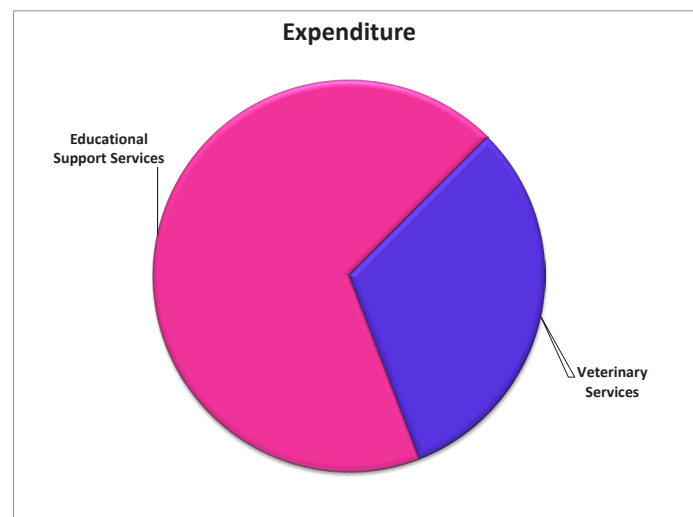
<b>Table F - Income</b>				
<b>Division F - Recreation and Amenity</b>				
	<b>2017</b>		<b>2016</b>	
	<b>Adopted by Council</b>	<b>Estimated by Chief Executive</b>	<b>Adopted by Council</b>	<b>Estimated Outturn</b>
<b>Income by Source</b>	<b>€</b>	<b>€</b>	<b>€</b>	<b>€</b>
<b>Government Grants, Subsidies, &amp; LPT</b>				
Arts, Heritage & Gaeltacht	-	-	-	-
Social Protection	-	-	-	-
Environment, Community & Local Government	-	-	-	-
Education and Skills	-	-	-	-
Library Council	124,600	124,600	124,600	124,600
Arts Council	44,000	44,000	42,500	42,500
Other Grants & Subsidies	2,430,400	2,430,400	2,362,400	2,505,500
<b>Total Government Grants, Subsidies, &amp; LPT</b>	<b>2,599,000</b>	<b>2,599,000</b>	<b>2,529,500</b>	<b>2,672,600</b>
<b>Goods &amp; Services</b>				
Recreation/Amenity/Culture	319,300	319,300	367,000	257,200
Library Fees/Fines	160,000	160,000	160,000	160,000
Agency Services & Repayable Works	-	-	-	-
Superannuation	565,400	565,400	600,100	584,100
Local Authority Contributions	-	-	-	-
Other income	1,188,800	1,188,800	1,144,500	1,025,900
<b>Total Goods &amp; Services</b>	<b>2,233,500</b>	<b>2,233,500</b>	<b>2,271,600</b>	<b>2,027,200</b>
<b>Division 'F' Total</b>	<b>4,832,500</b>	<b>4,832,500</b>	<b>4,801,100</b>	<b>4,699,800</b>

# Division G - Agriculture, Education, Health & Welfare

Division	Amount	%
Division A - Housing and Building	68,691,000	30%
Division B - Road Transport & Safety	27,549,700	12%
Division C - Water Services	11,497,800	5%
Division D - Development Management	19,666,800	9%
Division E - Environmental Services	40,170,400	18%
Division F - Recreation and Amenity	36,259,000	16%
<b>Division G - Agriculture, Education, Health &amp; Welfare</b>	<b>1,832,300</b>	<b>1%</b>
Division H - Miscellaneous Services	22,325,900	10%
<b>Grand Total</b>	<b>227,992,900</b>	<b>100%</b>



How the Division is Spent	Amount	%
Educational Support Services	1,252,000	68%
Veterinary Services	580,300	32%
<b>Grand Total</b>	<b>1,832,300</b>	<b>100%</b>



How the Division is Funded	Amount	%
Contributions from other LAs	0	0%
Grants Other - Agriculture, Education, Health and	620,000	34%
Miscellaneous Inc - Goods & Services	182,400	10%
Superannuation	25,200	1%
Rates & Discretionary LPT	1,004,700	55%
<b>Grand Total</b>	<b>1,832,300</b>	<b>100%</b>

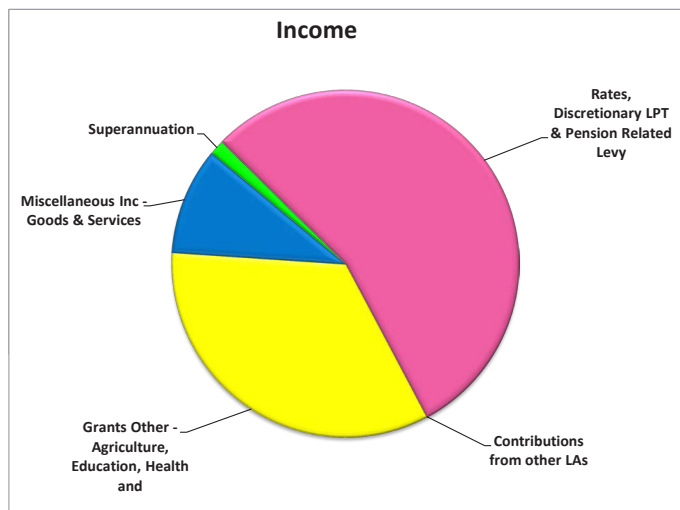


Table B: Expenditure and Income for 2017 and Estimated Outturn for 2016

	2017				2016			
	Expenditure		Income		Expenditure		Income	
	Adopted by Council €	Estimated by Chief Executive €	Adopted by Council €	Estimated by Chief Executive €	Adopted by Council €	Estimated Outturn €	Adopted by Council €	Estimated Outturn €
<b>G Division and Services</b>								
<b>G Agriculture, Education, Health &amp; Welfare</b>								
G01 Land Drainage Costs	-	-	-	-	-	-	-	-
G02 Operation and Maintenance of Piers and Harbours	-	-	-	-	-	-	-	-
G03 Coastal Protection	-	-	-	-	-	-	-	-
G04 Veterinary Service	1,252,000	1,252,000	605,200	605,200	1,308,900	1,250,100	697,100	607,500
G05 Educational Support Services	580,300	580,300	222,400	222,400	626,400	646,100	220,500	221,200
G06 Agency & Recoupable Services	-	-	-	-	-	-	-	-
<b>G Division Total</b>	<b>1,832,300</b>	<b>1,832,300</b>	<b>827,600</b>	<b>827,600</b>	<b>1,935,300</b>	<b>1,896,200</b>	<b>917,600</b>	<b>828,700</b>

Table F - Expenditure				
Division G - Agriculture, Education, Health & Welfare				
Expenditure by Service and Sub-Service	2017		2016	
	Adopted by Council €	Estimated by Chief Executive €	Adopted by Council €	Estimated Outturn €
G0101 Maintenance of Land Drainage Areas	-	-	-	-
G0102 Contributions to Joint Drainage Bodies	-	-	-	-
G0103 Payment of Agricultural Pensions	-	-	-	-
G0199 Service Support Costs	-	-	-	-
<b>G01 Land Drainage Costs</b>	-	-	-	-
G0201 Operation Piers	-	-	-	-
G0202 Provision of Piers	-	-	-	-
G0203 Operation Harbours	-	-	-	-
G0204 Provision of Harbours	-	-	-	-
G0299 Service Support Costs	-	-	-	-
<b>G02 Operation and Maintenance of Piers and Harbours</b>	-	-	-	-
G0301 General Maintenance - Costal Regions	-	-	-	-
G0302 Planned Protection of Coastal Regions	-	-	-	-
G0399 Service Support Costs	-	-	-	-
<b>G03 Coastal Protection</b>	-	-	-	-
G0401 Provision of Veterinary Service	-	-	-	-
G0402 Inspection of Abattoirs etc	240,800	240,800	216,100	226,300
G0403 Food Safety	105,400	105,400	101,100	93,200
G0404 Operation of Dog Warden Service	424,300	424,300	445,800	418,800
G0405 Other Animal Welfare Services (incl Horse Control)	187,300	187,300	212,300	192,900
G0499 Service Support Costs	294,200	294,200	333,600	318,900
<b>G04 Veterinary Service</b>	<b>1,252,000</b>	<b>1,252,000</b>	<b>1,308,900</b>	<b>1,250,100</b>
G0501 Payment of Higher Education Grants	-	-	-	-
G0502 Administration Higher Education Grants	212,300	212,300	182,800	209,900
G0503 Payment of VEC Pensions	-	-	-	-
G0504 Administration VEC Pension	-	-	-	-
G0505 Contribution to VEC	-	-	-	-
G0506 Other Educational Services	50,000	50,000	50,000	50,000
G0507 School Meals	215,000	215,000	215,000	215,000
G0599 Service Support Costs	103,000	103,000	178,600	171,200
<b>G05 Educational Support Services</b>	<b>580,300</b>	<b>580,300</b>	<b>626,400</b>	<b>646,100</b>
G0601 Agency & Recoupable Service	-	-	-	-
G0699 Service Support Costs	-	-	-	-
<b>G06 Agency &amp; Recoupable Services</b>	-	-	-	-
<b>G Division Total</b>	<b>1,832,300</b>	<b>1,832,300</b>	<b>1,935,300</b>	<b>1,896,200</b>

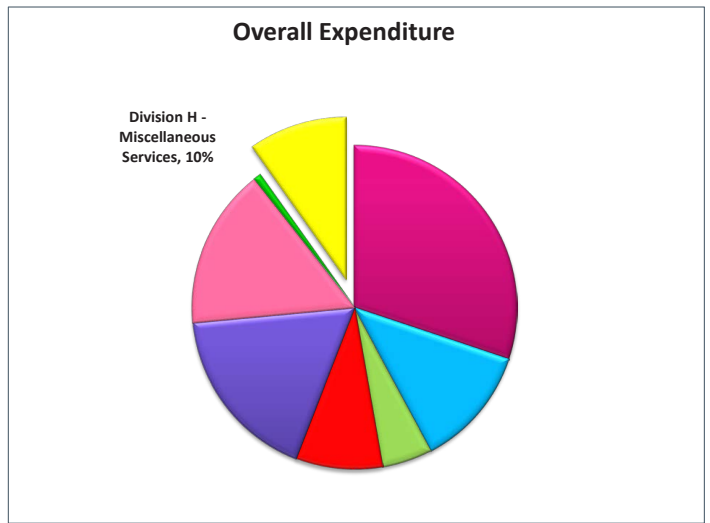
**Table F - Income**

**Division G - Agriculture, Education, Health & Welfare**

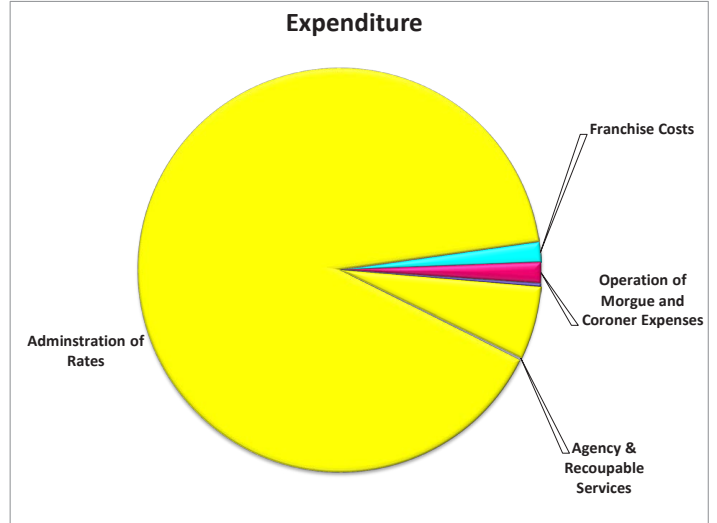
Income by Source	2017		2016	
	Adopted by Council	Estimated by Chief Executive	Adopted by Council	Estimated Outturn
	€	€	€	€
<b>Government Grants, Subsidies, &amp; LPT</b>				
Arts, Heritage & Gaeltacht	-	-	-	-
Education and Skills	125,000	125,000	125,000	125,000
Environment, Community & Local Government	-	-	-	-
Transport, Tourism & Sport	-	-	-	-
Other Grants & Subsidies	495,000	495,000	515,000	495,000
<b>Total Government Grants, Subsidies, &amp; LPT</b>	<b>620,000</b>	<b>620,000</b>	<b>640,000</b>	<b>620,000</b>
<b>Goods &amp; Services</b>				
Agency Services & Repayable Works	-	-	-	-
Superannuation	25,200	25,200	27,500	26,800
Contributions by other local authorities	-	-	8,500	-
Other income	182,400	182,400	241,500	181,800
<b>Total Goods &amp; Services</b>	<b>207,600</b>	<b>207,600</b>	<b>277,500</b>	<b>208,600</b>
<b>Division 'G' Total</b>	<b>827,600</b>	<b>827,600</b>	<b>917,500</b>	<b>828,600</b>

# Division H - Miscellaneous Services

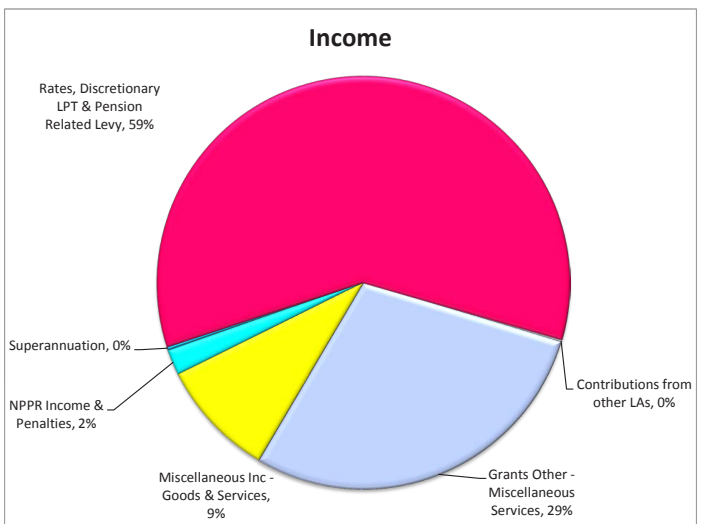
Division	Amount	%
Division A - Housing and Building	68,691,000	30%
Division B - Road Transport & Safety	27,549,700	12%
Division C - Water Services	11,497,800	5%
Division D - Development Management	19,666,800	9%
Division E - Environmental Services	40,170,400	18%
Division F - Recreation and Amenity	36,259,000	16%
Division G - Agriculture, Education, Health & Welfare	1,832,300	1%
<b>Division H - Miscellaneous Services</b>	<b>22,325,900</b>	<b>10%</b>
<b>Grand Total</b>	<b>227,992,900</b>	<b>100%</b>



How the Division is Spent	Amount	%
Profit & Loss Machinery Account	31,000	0%
Administration of Rates	20,187,800	90%
Franchise Costs	362,100	2%
Operation of Morgue and Coroner Expenses	360,500	2%
Malicious Damage	67,600	0%
Local Representation & Civic Leadership	1,304,900	6%
Agency & Recoupable Services	12,000	0%
<b>Grand Total</b>	<b>22,325,900</b>	<b>100%</b>



How the Division is Funded	Amount	%
Contributions from other LAs	54,500	0%
Grants Other - Miscellaneous Services	6,422,100	29%
Miscellaneous Inc - Goods & Services	2,056,300	9%
NPPR Income & Penalties	450,000	2%
Superannuation	65,800	0%
Rates & Discretionary LPT	13,277,200	59%
<b>Grand Total</b>	<b>22,325,900</b>	<b>100%</b>



**Table B: Expenditure and Income for 2017 and Estimated Outturn for 2016**

	2017				2016			
	Expenditure		Income		Expenditure		Income	
	Adopted by Council €	Estimated by Chief Executive €	Adopted by Council €	Estimated by Chief Executive €	Adopted by Council €	Estimated Outturn €	Adopted by Council €	Estimated Outturn €
<b>H Division and Services</b>								
<b>H Miscellaneous Services</b>								
H01 Profit & Loss Machinery Account	31,000	31,000	42,100	42,100	43,800	89,100	55,000	49,500
H02 Profit & Loss Stores Account	-	-	-	-	-	-	-	-
H03 Administration of Rates	20,187,800	20,187,800	8,051,000	8,051,000	20,971,300	20,101,400	7,480,800	8,497,700
H04 Franchise Costs	362,100	362,100	11,500	11,500	266,700	313,800	11,900	11,300
H05 Operation of Morgue and Coroner Expenses	360,500	360,500	-	-	350,100	360,100	-	-
H06 Weighbridges	-	-	-	-	-	-	-	-
H07 Operation of Markets and Casual Trading	-	-	-	-	-	-	-	-
H08 Malicious Damage	67,600	67,600	29,600	29,600	67,600	67,600	29,600	29,600
H09 Local Representation & Civic Leadership	1,216,900	1,304,900	-	-	1,212,000	1,235,000	-	63,300
H10 Motor Taxation	-	-	-	-	-	-	-	-
H11 Agency & Recoupable Services	12,000	12,000	914,500	914,500	30,600	65,200	524,000	2,003,600
<b>H Division Total</b>	<b>22,237,900</b>	<b>22,325,900</b>	<b>9,048,700</b>	<b>9,048,700</b>	<b>22,942,100</b>	<b>22,232,200</b>	<b>8,101,300</b>	<b>10,655,000</b>
<b>Overall Total</b>	<b>227,992,900</b>	<b>227,992,900</b>	<b>105,448,400</b>	<b>105,448,400</b>	<b>225,454,100</b>	<b>226,453,600</b>	<b>102,733,900</b>	<b>104,596,100</b>

<b>Table F - Expenditure</b>				
<b>Division H - Miscellaneous Services</b>				
<b>Expenditure by Service and Sub-Service</b>	<b>2017</b>		<b>2016</b>	
	<b>Adopted by Council</b>	<b>Estimated by Chief Executive</b>	<b>Adopted by Council</b>	<b>Estimated Outturn</b>
	<b>€</b>	<b>€</b>	<b>€</b>	<b>€</b>
H0101 Maintenance of Machinery Service	-	-	-	-
H0102 Plant and Machinery Operations	(447,100)	(447,100)	(447,400)	(374,500)
H0103 Provision of Plant and Machinery	-	-	-	-
H0199 Service Support Costs	478,100	478,100	491,200	463,600
<b>H01 Profit &amp; Loss Machinery Account</b>	<b>31,000</b>	<b>31,000</b>	<b>43,800</b>	<b>89,100</b>
H0201 Purchase of Materials, Stores	-	-	-	-
H0202 Administrative Costs Stores	-	-	-	-
H0203 Upkeep of Buildings, stores	-	-	-	-
H0299 Service Support Costs	-	-	-	-
<b>H02 Profit &amp; Loss Stores Account</b>	<b>-</b>	<b>-</b>	<b>-</b>	<b>-</b>
H0301 Administration of Rates Office	584,300	584,300	580,100	596,900
H0302 Debt Management Service Rates	727,700	727,700	653,000	592,000
H0303 Refunds and Irrecoverable Rates	18,034,900	18,034,900	18,900,000	18,124,100
H0399 Service Support Costs	840,900	840,900	838,200	788,400
<b>H03 Administration of Rates</b>	<b>20,187,800</b>	<b>20,187,800</b>	<b>20,971,300</b>	<b>20,101,400</b>
H0401 Register of Elector Costs	197,100	197,100	133,100	184,000
H0402 Local Election Costs	62,000	62,000	62,000	62,000
H0499 Service Support Costs	103,000	103,000	71,600	67,800
<b>H04 Franchise Costs</b>	<b>362,100</b>	<b>362,100</b>	<b>266,700</b>	<b>313,800</b>
H0501 Coroner Fees and Expenses	360,000	360,000	350,000	360,000
H0502 Operation of Morgue	-	-	-	-
H0599 Service Support Costs	500	500	100	100
<b>H05 Operation of Morgue and Coroner Expenses</b>	<b>360,500</b>	<b>360,500</b>	<b>350,100</b>	<b>360,100</b>
H0601 Weighbridges Operations	-	-	-	-
H0602 Provision of Weighbridges	-	-	-	-
H0699 Service Support Costs	-	-	-	-
<b>H06 Weighbridges</b>	<b>-</b>	<b>-</b>	<b>-</b>	<b>-</b>
H0701 Operation of Markets	-	-	-	-
H0702 Casual Trading Areas	-	-	-	-
H0799 Service Support Costs	-	-	-	-
<b>H07 Operation of Markets and Casual Trading</b>	<b>-</b>	<b>-</b>	<b>-</b>	<b>-</b>
H0801 Malicious Damage	67,600	67,600	67,600	67,600
H0899 Service Support Costs	-	-	-	-
<b>H08 Malicious Damage</b>	<b>67,600</b>	<b>67,600</b>	<b>67,600</b>	<b>67,600</b>



<b>Table F - Expenditure</b>				
<b>Division H - Miscellaneous Services</b>				
<b>Expenditure by Service and Sub-Service</b>	<b>2017</b>		<b>2016</b>	
	<b>Adopted by Council</b>	<b>Estimated by Chief Executive</b>	<b>Adopted by Council</b>	<b>Estimated Outturn</b>
	<b>€</b>	<b>€</b>	<b>€</b>	<b>€</b>
H0901 Representational Payments	767,800	767,800	767,800	797,000
H0902 Chair/Vice Chair Allowances	36,000	36,000	36,000	36,000
H0903 Annual Allowances LA Members	260,000	260,000	260,000	260,000
H0904 Expenses LA Members	10,000	28,000	10,000	10,000
H0905 Other Expenses	89,400	89,400	89,400	84,400
H0906 Conferences Abroad	-	70,000	-	-
H0907 Retirement Gratuities	-	-	-	-
H0908 Contribution to Members Associations	16,400	16,400	16,000	16,400
H0909 General Municipal Allocation	-	-	-	-
H0999 Service Support Costs	37,300	37,300	32,800	31,200
<b>H09 Local Representation &amp; Civic Leadership</b>	<b>1,216,900</b>	<b>1,304,900</b>	<b>1,212,000</b>	<b>1,235,000</b>
H1001 Motor Taxation Operation	-	-	-	-
H1099 Service Support Costs	-	-	-	-
<b>H10 Motor Taxation</b>	<b>-</b>	<b>-</b>	<b>-</b>	<b>-</b>
H1101 Agency & Recoupable Service	-	-	-	15,000
H1102 NPPR	10,100	10,100	28,300	48,000
H1199 Service Support Costs	1,900	1,900	2,300	2,200
<b>H11 Agency &amp; Recoupable Services</b>	<b>12,000</b>	<b>12,000</b>	<b>30,600</b>	<b>65,200</b>
<b>H Division Total</b>	<b>22,237,900</b>	<b>22,325,900</b>	<b>22,942,100</b>	<b>22,232,200</b>
<b>Overall Total</b>	<b>227,992,900</b>	<b>227,992,900</b>	<b>225,454,100</b>	<b>226,453,600</b>

**Table F - Income**

**Division H - Miscellaneous Services**

Income by Source	2017		2016	
	Adopted by Council €	Estimated by Chief Executive €	Adopted by Council €	Estimated Outturn €
<b>Government Grants, Subsidies, &amp; LPT</b>				
Social Protection	-	-	-	-
Environment, Community & Local Government	6,392,500	6,392,500	-	8,657,600
Justice & Equality	29,600	29,600	29,600	29,600
Agriculture, Food & the Marine	-	-	-	-
Non Dept HFA and BMW	-	-	-	-
Other Grants & Subsidies	-	-	6,852,500	-
<b>Total Government Grants, Subsidies, &amp; LPT</b>	<b>6,422,100</b>	<b>6,422,100</b>	<b>6,882,100</b>	<b>8,687,200</b>
<b>Goods &amp; Services</b>				
Agency Services & Repayable Works	-	-	-	-
Superannuation	65,800	65,800	76,000	74,000
NPPR	450,000	450,000	300,000	730,000
Contributions by other local authorities	54,500	54,500	54,000	54,500
Other income	2,056,300	2,056,300	789,200	1,109,400
<b>Total Goods &amp; Services</b>	<b>2,626,600</b>	<b>2,626,600</b>	<b>1,219,200</b>	<b>1,967,900</b>
<b>Division 'H' Total</b>	<b>9,048,700</b>	<b>9,048,700</b>	<b>8,101,300</b>	<b>10,655,100</b>
<b>Overall Total</b>	<b>105,448,400</b>	<b>105,448,400</b>	<b>102,734,200</b>	<b>104,596,500</b>

**Appendix 1****SUMMARY OF CENTRAL MANAGEMENT CHARGE FOR YEAR 2017**

<b>Description</b>	<b>2017</b>	<b>2016</b>
	<b>€</b>	<b>€</b>
Area Office Overhead	-	-
Corporate Affairs Overhead	4,084,000	4,342,100
Corporate Buildings Overhead	4,412,400	4,110,200
Finance Function Overhead	1,555,900	1,425,200
Human Resource Function Overhead	4,231,500	3,899,800
IT Services Overhead	3,428,000	3,089,800
Print & Post Room Service Overhead	-	-
Pension & Lump Sum Overhead	12,429,300	13,602,200
<b>Total Expenditure Allocated to Services</b>	<b>30,141,100</b>	<b>30,469,300</b>

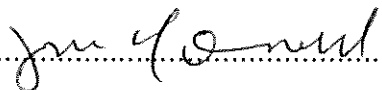
**Appendix 2**


**SUMMARY OF LOCAL PROPERTY TAX ALLOCATION FOR YEAR 2017**

<b>Description</b>	<b>2017</b>	<b>2017</b>
	<b>€</b>	<b>€</b>
<b>Discretionary</b>		
Discretionary Local Property Tax (Table A)	5,425,600	
	<hr/>	<b>5,425,600</b>
<b>Self Funding - Revenue Budget</b>		
Housing & Building	2,200,000	
Roads, Transport, & Safety	2,886,900	
	<hr/>	<b>5,086,900</b>
<b>Total Local Property Tax - Revenue Budget</b>		<hr/> <b>10,512,500</b>
<b>Self Funding - Capital Budget</b>		
Housing & Building	9,889,100	
Roads, Transport, & Safety	-	
	<hr/>	
<b>Total Local Property Tax - Capital Budget</b>		<hr/> <b>9,889,100</b>
<b>Total Local Property Tax Allocation (Post Variation)</b>		<hr/> <b>20,401,600</b>

## CERTIFICATE OF ADOPTION

I hereby certify that at the Annual Budget meeting of South Dublin County Council held this 3<sup>rd</sup> day of November 2016, the Council by resolution adopted for the financial year ending 31st December 2017, the Annual Budget set out in Tables A - F and by resolution determined in accordance with the said Budget the rate set out in Table A to be the annual rate on valuation to be levied for that year for the purposes set out in those Tables.

Signed .....  ..... Mayor

Countersigned.....  ..... Head of Finance

Dated this 3<sup>rd</sup> day of November, 2016

South Dublin County Council  
County Hall, Tallaght,  
Dublin 24  
Comhairle Contae Átha Cliath Theas  
Halla an Contae, Tamhlacht,  
Átha Cliath 24

Tel: 01 414 9000  
Email: [info@sdublincoco.ie](mailto:info@sdublincoco.ie)  
Web: [www.sdcc.ie](http://www.sdcc.ie)  
[www.twitter.com/sdublincoco.ie](http://www.twitter.com/sdublincoco.ie)  
SMS: 51678

