

Comhairle Contae Átha Cliath Theas
South Dublin County Council

Buiséad Bliantúil
Annual Budget

2021

South Dublin County Council
Comhairle Contae Átha Cliath Theas

ADOPTED
Statutory Budget
2021

Amendments to Draft Annual Budget as presented to the Council by the Chief Executive

The Draft Annual Budget was considered by Members at the Budget Meeting held on Thursday November 19th, 2020 and adjourned meeting on the 26th November 2020. The budget was adopted as presented with the exception of the adjustments necessary to implement the following resolutions:

“That the Draft South Dublin County Council Budget as presented for the local financial year ending 31st December 2021 is hereby amended as follows:-

1. **That the provision of €480,700 in D0603 Social Inclusion** as provided by the Chief Executive be increased **by €60,000 to €540,700** to provide for:

- a. €20,000 for Men’s Sheds
- b. €20,000 for Changing Places Facilities for Community Groups
- c. €20,000 Mental Health Programme

To be matched by:

A corresponding reduction in expenditure for 2021 in the following Sub Service:

Sub Service	Division H Misc Services	Reduction
D0903	Town Twinning	€20,000
H0906	Conferences Abroad	€40,000

2. **That the provision of €1,675,800 in F0501 Administration of the Art Programme**, as provided by the Chief Executive be increased **by €50,000 to €1,725,800** to provide for:

- a. €10,000 to support Street Art Programme
- b. €40,000 for Arts Resilience Bursary

To be matched by:

A corresponding reduction in expenditure for 2021 in the following Sub Services:

Sub Service	Division H Misc Services	Reduction
A0801	Loan Interest & Other Charges	€40,000
H0906	Conferences Abroad	€10,000

Annual Budget 2021

Table of Contents

Part I

Narrative

Chief Executive's Report	4
Financial Analysis	10
Divisional Preambles	18

Part II

Statutory Budget 2021 (Tables)

Table A Calculation of Annual Rate on Valuation	34
Table B Expenditure and Income - Summary	35
Table D Analysis of Income from Goods and Services	43
Table E Analysis of Income from Grants and Subsidies	44
Division A	45
Division B	50
Division C	55
Division D	59
Division E	64
Division F	69
Division G	73
Division H	77
Appendix 1 Central Management Charge	82
Appendix 2 Summary of Local Property Tax Allocation	83
Certificate of Adoption	84

To the Mayor and Each Member

Annual Revenue Budget 2021

Dear Member,

The attached budget is presented in the statutory format and has been prepared in consultation with the Corporate Policy Group and takes account of Elected Members' views generally. The context and budgetary considerations are dominated by the ongoing COVID-19 (coronavirus) pandemic including human, financial and broader socio-economic implications. While somewhat secondary, the budget is clearly cognisant of our corporate commitments, national government policy and a future beyond this current crisis. The 2021 Budget underpins our ongoing role in the provision of essential services, supporting business and community resilience at this very difficult time, while continuing investment priorities in key areas such as housing, community, youth and recreation services, enterprise and employment, climate action and a sustainable future. It also seeks to protect and expand our front-line service delivery in so far as resources and circumstances allow. The Budget for 2021 provides for total expenditure of €268,019,900 which represents an increase of over 5% on 2020. This increase is primarily associated with increased activity in housing services including HAP and RAS which are fully funded, obligations under the national wage agreement, insurances and cost increases associated with new developments.

Economic Context and Financial Considerations

The onset of the Coronavirus pandemic in March resulted in very significant socio-economic implications which are ongoing. Many businesses are closed for the second time, unemployment is currently at 16%, while domestic consumer demand has reduced by 7.5%. Nationally, government had to provide an additional €16.75 billion in 2020 to support employment, business and essential public services. While hope increases of a vaccine and the prospect of a gradual return to economic stability, the prevailing view is that 2021 will require continued economic stabilisation measures, business supports, community health and wellbeing programmes, together with significant capital investment to support employment and position the economy for a swift recovery in the short term. The government has provided an additional €8.5 billion for 2021 in recognition of this likely scenario together with a recovery fund of €3.4 billion.

The impact locally is reflected in the €30,000,000 allocated to businesses under the Business Restart Scheme and the requirement to provide nine months rates support to over 6,000 impacted businesses to the value of €54,000,000. This Council's reliance on rates income (50%) underlines its vulnerability to economic shocks such as that now being experienced. General fee income associated with economic activity reduced by €1,500,000 in the same period, while the debt collection environment has been challenging. Nevertheless, careful financial management and planning in the past, affords some resilience and flexibility in the short term to maintain services and continue to plan for the future through targeted capital investment.

In the context of the foregoing the Budget has been prepared with the following considerations in mind:

- The need to have clear regard for the vulnerable financial climate and the flexibility to adjust to circumstances as they emerge in the year ahead. This is best reflected in the retention of budgets for a whole range of community and business supports which can be adapted and repurposed as necessary, depending on the level of activity across business and society
- Continue to provide essential services subject to government and national health directives, while mindful of the health and safety of all our staff
- Provide the best possible support to business, enterprise, and employment
- To show clear community leadership and to remain vigilant in the protection and support of our most vulnerable, including our younger and older generations who face particularly challenging circumstances at present
- Protect what we have, including our investment in community infrastructure to ensure we are ready to fully reactivate our services and programmes once circumstances allow
- Look to and plan for a brighter more sustainable future beyond this current crisis

Community Resilience, Wellbeing, Equality and Social Inclusion

In the period since March, Local Government has been central to the continued provision of essential public services including community supports. Given the COVID restricted circumstances, we have had to engage with communities in a very different way. Moving programmes online, click and collect services, online health and wellbeing activities and the very successful “Community Call” initiative, have all been part of the response to support and galvanise community resilience during this difficult time. In this regard the budget seeks to:

- Place a significant emphasis on physical activity, arts, culture and sport, including their delivery through alternative mediums as required
- Maintain and expand outdoor recreation including the continued availability of parks, playgrounds, playing fields and allotments with restrictive measures as appropriate
- Maintain funding for all community support programmes including grants and subventions to the value of €2,200,000, in the hope that as many as possible can be reactivated and where not, the money used to fund alternative online and innovative approaches to community engagement in the interests of social inclusion and positive mental health
- Maintain full funding for our arts activities including the South Dublin Arts Office, The Civic Theatre, Rua Red, Music Generation and the Creative Ireland Programme, including Cruinniú na nÓg. Spend in this area is approximately €1,000,000. A lot of consideration is being given to moving performances and presentations online and outdoors, to help sustain this important sector and provide our communities with much needed access to arts activities and performances

- Provide funding for a range of social inclusion and equality initiatives, including the Community Call, South Dublin Age Friendly Strategy implementation, the establishment of a South Dublin LGBTI+ Network, Women in Politics, a new Migrant Integration Forum and a Traveller Engagement Initiative
- Continue the “Community Call” support framework with our various partners to cater for those feeling most isolated in this restricted environment
- To expand our library services including the opening of new libraries in Tymon and Clondalkin, two new mobile libraries and the continued online reading, education and mental health support programmes
- Maintain our focus on keeping communities engaged through innovative online consultation, social media messaging and new online delivery channels for sports and social inclusion programmes
- A modest budget of €10,000 has been set aside to follow through on the Mayor’s initiative to celebrate front line workers and remember our recently deceased at an appropriate time
- Particular emphasis has been placed on youth and younger persons activities as outlined below

Supporting Business, Enterprise and Employment

The devastating impact of COVID – 19 on local trading conditions for business has been recognised by government, with the provision of a nine-month rates waiver for impacted businesses, together with the ReStart Grant Scheme. The consequences of ongoing restrictions in areas such as food, hospitality, entertainment, arts, leisure and individual professional services are not yet fully known. Recognition of this and the collateral impact on employment is an immediate concern for the local economy. In this regard, the following measures in the budget and our three-year capital programme are important local economic interventions that will be of assistance in the short term;

- As a local employer of up to 1,300 people and an overall current spend of €268,019,900, this Council will continue to make a significant contribution to the local economy. We will maintain our employment levels and add approximately 12 graduates and apprentices, together with 16 seasonal workers to assist with summer activities
- Our Capital Programme will see the commencement of non-housing projects worth €80,000,000 and housing projects initiated by South Dublin County Council worth €430,000,000 in the next 12 months. The labour intensity of capital investment in construction is estimated at 12 jobs per €1,000,000 spend. In this context, these projects will, over their construction, sustain over 5,000 jobs
- The LEO office and our Economic Development office will continue to work with the local Chamber in implementing government support programmes and making our €1,000,000 Business Support Fund available for training and repurposing grants

- A local indigenous prospectus/ promotional brochure is in the final stages of production and will be launched in early 2021
- In early 2021 we will complete the infrastructure contract to facilitate the opening of an additional 500 acres in our Grange Castle Business Park
- During 2021 we will commence construction of the Tallaght Innovation Quarter including the new €14,000,000 Innovation Centre
- While Tourism investment has been delayed in the Dublin Mountains and the Rathfarnham Castle Stables Projects, work will proceed on the upgrade of Corkagh Park, the completion of the Dodder Greenway and the ongoing enhancement of our villages with €3,000,000 investment planned for Templeogue and Lucan
- Our new District Enhancement Programme will commence next year, with the first four centres of Castletymon, Bawnogue, Neilstown and Ballyroan-Rosemount being prioritised

Climate Action and Our Sustainable Future

Our Climate Change Action Plan 2019–2024 and the current review of the County Development Plan provide further opportunities to reinforce worthwhile achievements to date, in the interests of a sustainable future. Budget 2021 provides additional support in this regard, as does the ongoing capital development programme. Among the initiatives underway and provided for are:

- A full programme of Climate Action Plan initiatives, including a repeat of the 2020 €300,000 Climate Action Innovation Fund. This will see particular attention placed on:
 - The soon to be published EV Charging Point Strategy
 - The commencement of the Tallaght District Heating Project later this year
 - The launch of our Biodiversity Plan
 - The continuation of the roll out of our County Pollinator Plan
 - Our Tree Planting Programme will accommodate up to 2,000 trees planted to augment our urban forestry programme while a further €350,000 will be invested in tree pruning
 - The launch of Cycle South Dublin, our ten-year strategy for the development of cycling as a travel mode of choice, into the future. In addition, a specific budget of €250,000 has been included for the upkeep of cycle lanes. A further €55,000 has been provided for data analysis including traffic counts and €40,000 for bicycle lockers. It is anticipated that 10 projects in 2021 will deliver an additional 30km of cycle lanes
 - The continued development of the Dodder Greenway and the final planning of the Liffey Valley Greenway via Lucan between the Grand and Royal canals
 - Following the appointment of a Fleet Manager, a detailed decarbonisation policy for Council vehicles will be completed to follow on from our successful trial of electric vehicles

- The continuation of our public lighting LED replacement plan, with plans for a further 200 lights to be replaced in 2021, bringing the total to 12,000 since 2015. A further 9,000 remain to be completed by 2026, with total anticipated energy cost savings of €760,000 per annum on completion
- The review of the County Development Plan is underway and will include the development of a Mobility Strategy incorporating plans for cycling, Bus Connects, Dart+ and park and ride facilities. The plan will also for the first time, incorporate green infrastructure and open space strategies and will look to maximise the development of brownfield sites including the Naas Road, for which a new masterplan will be completed next year
- An important element of forward planning is the animation and bringing to life of Local Area Plans. In this regard, a specific funding provision of €60,000 has been made to advance micro plans for areas within LAP's like the Airtown Road linear park, Carrigmore Park in Citywest, the Burgage South Park in Newcastle and the 12th Lock at Lucan

Housing

Housing remains a key priority and while we are making progress on our housing and homeless numbers, challenges remain. Our housing programme although disrupted with COVID restrictions, will continue next year with the advancement of schemes at Riversdale, Homeville, St. Catherines, Templeogue Village, Greenfort Gardens, Old Bawn, Nangor Road and Balgaddy.

In terms of our major sites, Kilcarbery will commence before the year end, Killinarden is at tender stage and the award for the design of Clonburriss Phase 1 will be awarded in the coming weeks. We have also agreed the development of an affordable apartment scheme at Belgard North which is now going forward for detailed design. Across all project types, investment of €430,000,000 in housing is expected in projects to commence next year.

Plans for an affordable housing scheme are to be confirmed by government by the year end and we are well positioned to avail of this opportunity when it arises.

The €10,000,000 Planned Maintenance Programme is well funded with a further €1,400,000 being provided in 2021. Contractors are now in place to advance this programme. The €300,000 for estate roads has again being provided in 2021.

Supporting our Youth

Investing in our youth has always been a priority and in these difficult times is even more important. The planned investments in recreational and sporting infrastructure as outlined below will help to counteract the negative experience of living through COVID -19 and will serve us well into the future.

- The completion of Lucan Leisure Centre in late summer 2021
- The completion of new libraries in Tymon and Clondalkin later this year
- The development of new community centres in Saggart, City West and Balgaddy

- New sports pavilions in Griffeen and Corkagh Park
- The opening of a new music studio in Clondalkin library
- The fit out of a new “Think Big” space in our Foróige centre in Tallaght in conjunction with AWS. This is the first of its kind in Europe and has been successfully developed by AWS in the US
- The upgrade and redevelopment of our open spaces at Killinarden, St Cuthberts, Kiltipper and Corkagh Park
- The provision of a further €500,000 for our Teenspace Programme with nine locations now agreed at Collinstown, Ballycragh, Kingswood, Avonbeg, Esker Park, St. Cuthberts, Bancroft Park, Griffeen and Templeogue
- Designs for a new intergenerational centre in Templeogue will be agreed by the year end, which will greatly assist youth activity in the area
- Additional monies have been provided for Comhairle na nÓg and Cruinniú na nÓg
- Our new Playing Pitch Strategy will commence with the development of a new astro pitch in Tallaght, early in 2021

Conclusion

The Budget as presented, while mindful of current circumstances, is positive in the context of the plans to support businesses and communities during this difficult time. Substantial plans for immediate investment in physical and social infrastructure will serve the local economy well during construction and society well for decades to come. The delivery of these services and the design and development of these projects have continued in as normal a way as possible by our tremendously dedicated staff. I want, in the preparation of this budget, to express sincere appreciation for their efforts. As always, I also want to sincerely thank the CPG, the expanded Council membership and particularly Ronan FitzGerald, Head of Finance and his team for the advice, support and hard work involved in the preparation of this Budget, which I am happy to commend for adoption.

Yours sincerely,



Daniel McLoughlin
Chief Executive

Financial Analysis 2021

Prescribed Period of Budget 2021

The Minister for Housing, Local Government and Heritage has determined the period 2nd November 2020 to 30th November 2020 as the prescribed period during which the 2021 Budget Meeting should be held. The statutory Budget Meeting will be held on 19th November 2020 and as the Budget must be adopted within a period of 14 days commencing on that date, the final date for the adoption of the Budget is the 2nd of December 2020. The Draft Budget has been prepared in the format as prescribed by the Department of Housing, Local Government and Heritage.

Corporate Policy Group

The Corporate Policy Group (CPG) discussed the Draft Budget at meetings held on 6th July, 7th September, and the 28th October 2020. The role of the CPG includes setting the overall parameters for the Budget. This Budget has been framed around the Budget Strategy as developed with the CPG and endorsed at the meeting held on 28th October 2020. The overall financial position of the authority was considered during the Budget consultation process.

The 2021 Budget

This budget for South Dublin County Council 2021 has been prepared as the country responds to the worst global pandemic in a century and also as it prepares for Brexit. Both events have introduced an unprecedented level of uncertainty not just at national level but also at local level.

The Council's preliminary estimate of current and capital expenditure for 2021 was submitted to the Department of Housing, Local Government and Heritage on 23rd September 2020. The CPG indicated during the Budget strategy discussions that the draft budget should assume that:

- There is no increase in the Annual Rate on Valuation (ARV) or Commercial Rates Multiplier
- Commercial Rates vacancy scheme will continue to provide a 50% refund for properties vacant in 2021
- Local Property Tax will be reduced by 15% for 2021 as approved by the Members at the September Council meeting
- 80% of the 2021 Local Property Tax collected in the county will be allocated to South Dublin
- The financial support scheme for small and medium businesses should be continued again in 2021

Table of Expenditure & Income Budget 2021/Budget 2020

<i>Divisions</i>	<i>Budget Expenditure 2021</i>	<i>Budget Expenditure 2020</i>	<i>Budget Income 2021</i>	<i>Budget Income 2020</i>
Housing & Building	€95,143,900	€86,980,400	€88,683,300	€80,513,000
Road Transport & Safety	€33,641,000	€32,893,000	€5,146,500	€5,030,000
Water Services	€13,620,000	€13,689,300	€9,225,500	€9,589,100
Development Management	€20,212,100	€20,208,000	€7,142,200	€6,713,900
Environmental Services	€39,812,800	€38,221,700	€5,309,200	€4,934,100
Recreation & Amenity	€43,299,500	€44,209,900	€5,171,900	€5,100,300
Agriculture, Education, Health & Welfare	€1,599,900	€1,641,900	€637,100	€662,100
Miscellaneous Services	€20,690,700	€17,911,200	€9,480,500	€6,264,900
Total	€268,019,900	€255,755,400	€130,796,200	€118,807,400

The Budget includes allocations for the following specific purposes: the accelerated planned maintenance programme; district enhancement works; boiler replacement; electrical repairs; footpath improvements; replacement of public lighting columns; tourism promotions; business supports; provision of astro pitches & other outdoor recreational facilities and the library book fund.

The Council will continue to deliver water services on behalf of Irish Water in 2021 and the costs incurred by the Council will be recouped via a service level agreement with Irish Water.

Included in the Budget for 2021 is €2,500,000 in funding which must be contributed by the Council to the regional homeless service and €21,323,000 to Dublin City Council for the provision of the Fire Service in 2021.

The Budget for 2021 provides for total expenditure of €268,019,900 and anticipates income of €130,796,200 from a range of services and sources including rents, fees, charges, loan repayments, grants and recoupments. The balance totalling €137,223,700 will be funded from a combination of commercial rates and local property tax.

Commercial Rates 2020

<i>Annual Rates Billing Bands</i>	<i>Commercial Rates 2020</i>	<i>No. of Accounts</i>	<i>% of Ratepayers in this Category</i>	<i>Average Annual Cost per Ratepayer</i>
€0-€5,000	€9,259,439	3,466	50.0%	€2,672
€5,001 - €10,000	€11,519,242	1,664	24.0%	€6,923
€10,001 - €50,000	€30,444,129	1,447	20.8%	€21,039
€50,001 - €100,000	€13,511,595	200	2.9%	€67,558
€100,001 - €500,000	€25,508,373	132	1.9%	€193,245
€500,001 - €1,000,000	€8,448,595	12	0.2%	€704,050
>€1m	€32,815,927	14	0.2%	€2,343,995
Total	131,507,300	6,935	100%	

Commercial Rates, Rates Waiver and Brexit

No increase is proposed to the Annual Rate on Valuation (ARV) or Commercial Rates Multiplier which is 0.276 with commercial rates income of €131,774,000 anticipated for 2021. This excludes the rates buoyancy of €2,839,000 receivable under the Property Entry Level (PEL).

The Council's LPT Baseline funding is linked to funding previously received from the Department as a General Purpose Grant. The 2021 baseline figure is unchanged from 2020 and this leaves South Dublin County Council's LPT Baseline at €3,856,262 for 2021.

CPG considered the commercial rates vacancy scheme as part of the budget consultation process and recommended that the existing scheme continue for 2021. The existing scheme provides a 50% rates credit or refund in respect of commercial properties in circumstances where a property is vacant (due to refurbishment or if the owner has failed to let the property to a tenant at a reasonable rent) on the day the Rate is struck. The budgeted expenditure for Rates refunds is €7,946,700 in 2021.

In July 2020, to support both the local government sector and the ratepayers impacted by Covid 19, €600m was allocated by Government to fund the cost of a waiver of commercial rates for six months for eligible businesses from 27th March to 27th September. In the national 2021 budget the government extended this waiver for a further three months, which will bring the total national cost of the waiver to €900m. South Dublin County Council estimates that the value of this waiver will be €54m in 2020 for its administrative area. The Council is also aware that a Recovery fund of €3.4bn has been included in the national budget. The purpose of this fund is to allow for specific, targeted measures to be introduced when and where the need arises and is to be used for measures to support the economy as it continues to recover from the onset of Covid 19 and deals with the challenges of Brexit.

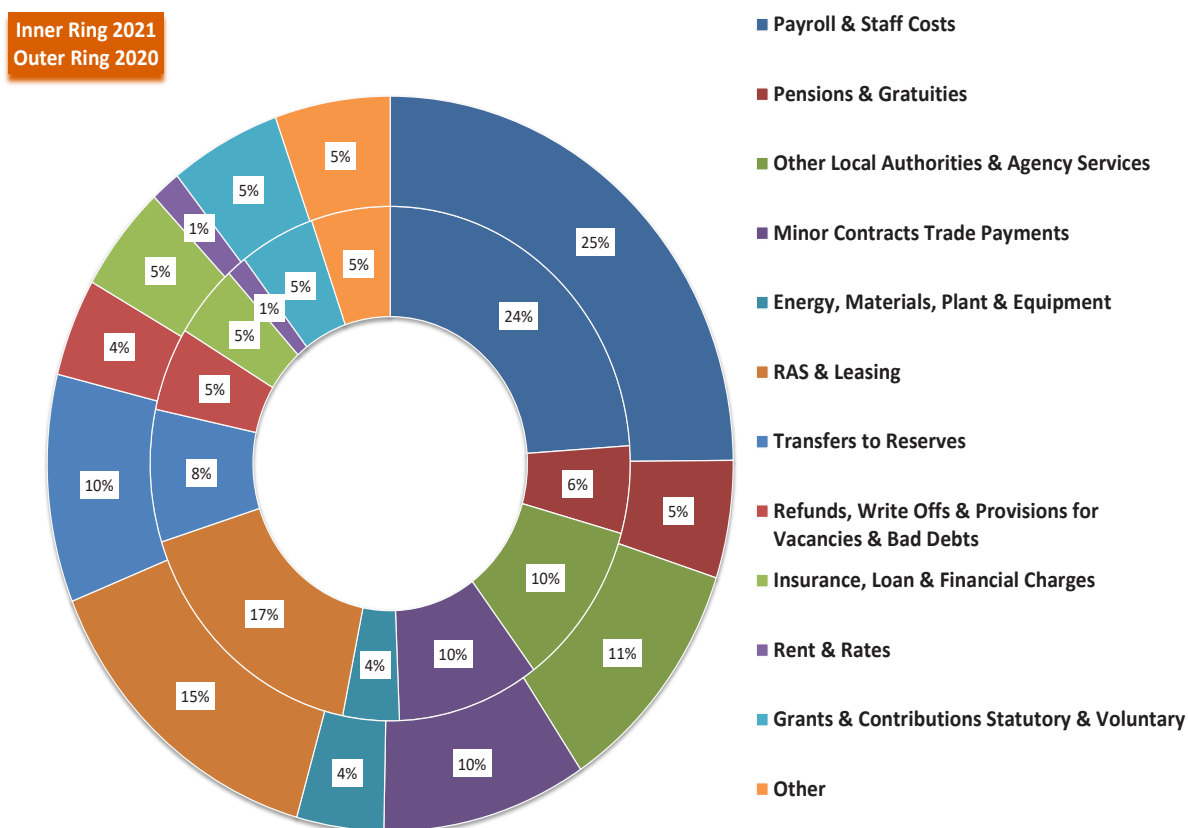
Local Property Tax

In circular Fin 12/2020 the Minister for Housing, Local Government and Heritage assigned a Local Property Tax post equalisation provision of €25,494,534 to South Dublin County Council for 2021. At the Council meeting on the 14th September 2020, the Members of South Dublin County Council reduced the basic rate of the Local Property Tax within the administrative area by the maximum of 15%. This variation reduced the 2021 allocation to €20,714,309. The Department of Housing, Local Government and Heritage (DHLGH) has advised that this will be paid over the course of 2021 and its application, which is set out below:

LPT allocation

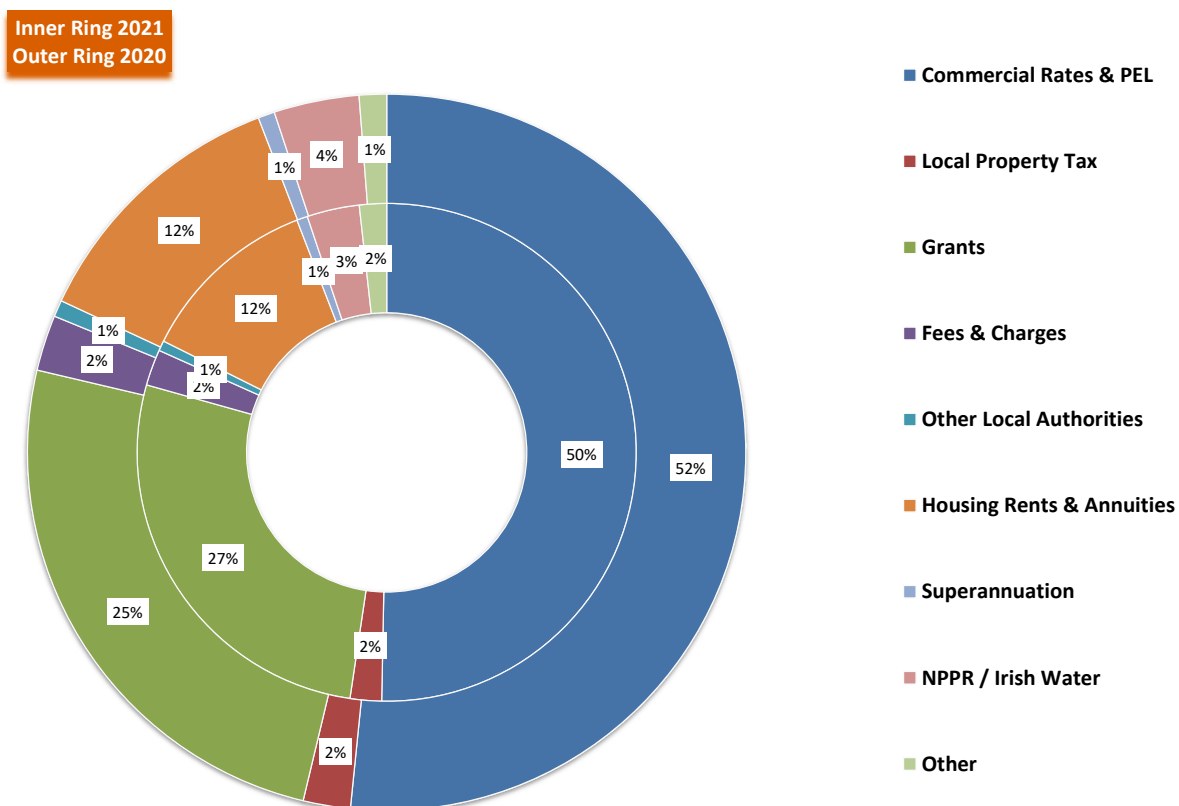
Post 20% equalisation allocation	€25,494,534
Less cost of 15% reduction	<u>€4,780,225</u>
	€20,714,309
To be allocated as follows,	
(a) Discretionary LPT	€1,593,409
(b) Baseline LPT	€3,856,262
(c) Self-funding Housing & Roads	<u>€15,264,638</u>
	€20,714,309

Sources of Expenditure Comparison with Previous Year



Sources of Expenditure	Budget 2021	Budget 2020	2021 %	2020 %
Payroll & Staff Costs	€64,026,800	€63,574,900	23.9%	24.9%
Pensions & Gratuities	€14,718,200	€13,230,300	5.5%	5.2%
Other Local Authorities & Agency Services	€27,926,900	€27,127,800	10.4%	10.6%
Minor Contracts Trade Payments	€25,693,400	€24,703,800	9.6%	9.7%
Energy, Materials, Plant & Equipment	€10,164,100	€10,487,600	3.8%	4.1%
RAS	€45,288,200	€37,074,100	16.9%	14.5%
Transfers to Reserves	€22,297,300	€25,627,900	8.3%	10.0%
Refunds, Write Offs & Provisions for Vacancies & Bad Debts	€14,110,800	€11,022,800	5.3%	4.3%
Insurance, Loan & Financial Charges	€12,364,500	€12,028,700	4.6%	4.7%
Rent & Rates	€3,572,200	€3,590,500	1.3%	1.4%
Grants & Contributions Statutory & Voluntary	€13,645,200	€13,407,600	5.1%	5.2%
Other	€14,212,300	€13,879,400	5.3%	5.4%
Total	268,019,900	255,755,400	100%	100%

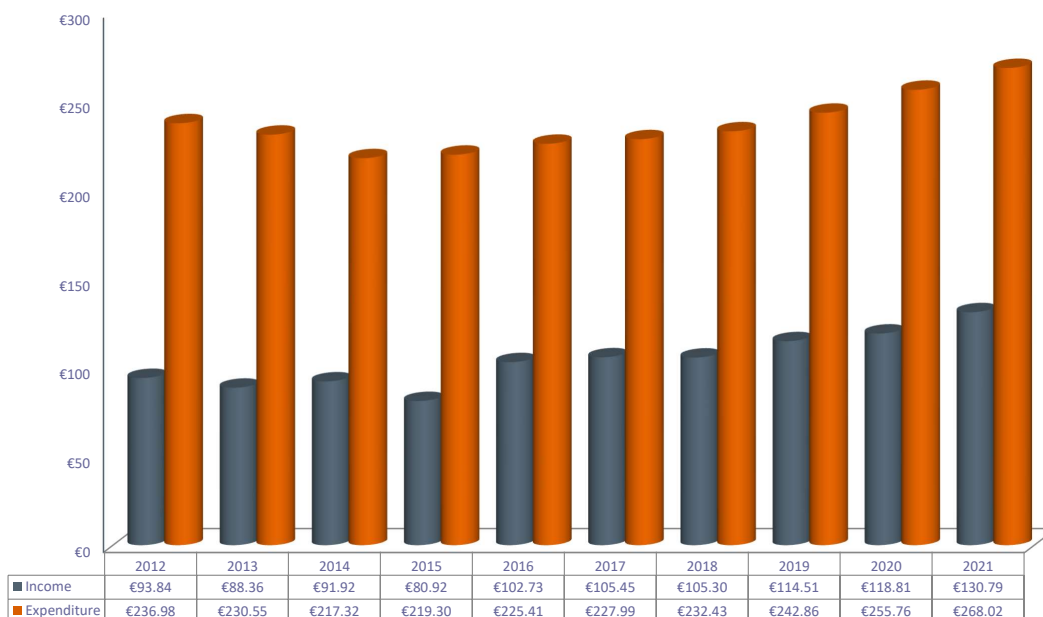
Sources of Income Comparison with Previous Year



Sources of Income	Budget 2021	Budget 2020	2021 %	2020 %
Commercial Rates & PEL	€134,863,000	€132,007,300	50.3%	51.6%
Local Property Tax	€5,449,700	€5,440,700	2.0%	2.1%
Grants	€72,427,800	€63,799,800	27.0%	25.0%
Fees & Charges	€6,295,800	€6,446,300	2.3%	2.5%
Other Local Authorities	€1,767,100	€1,911,800	0.7%	0.8%
Housing Rents & Annuities	€31,543,500	€31,280,000	11.8%	12.2%
Superannuation	€1,859,000	€1,913,800	0.7%	0.8%
NPPR / Irish Water	€9,112,100	€9,814,500	3.4%	3.8%
Other	€4,701,900	€3,141,200	1.8%	1.2%
Total	268,019,900	255,755,400	100%	100%

DIVISIONAL PREAMBLES
2021

€ Millions



Division A – Housing and Building

A budget of €95,183,900 is allocated for the provision of housing services in 2021, representing an increase of €8,203,500 over the 2020 budget.

The 2021 Annual Service Plan for Housing Services provides for expenditure of:

- €15,288,300 on planned/response maintenance and re-letting works for approaching 10,000 homes including €1,400,000 funding for the Accelerated Planned Maintenance capital programme
- €47,273,800 for ongoing provision of approximately 2,700 Rental Accommodation Scheme (RAS), Approved Housing Body (AHB) and Leasing properties
- €3,876,000 for homeless services and supports, directly and through the Dublin Regional Homeless Executive
- €1,808,100 for Traveller

Accommodation maintenance and supports

- €602,900 on specific estate and tenancy management measures including works to tackle anti-social behaviour
- €3,284,500 based on anticipated 2021 allocation from the Department of Housing, Local Government and Heritage (DHLGH), for housing grants for adaptations, mobility aids and essential repairs for disabled, older and other persons
- €2,855,000 on the housing loans service including €330,000 for mortgage protection insurance
- €797,800 on inspections for compliance with private rented dwellings' standards
- €1,904,400 on rent assessment and debt management
- €1,612,500 on insurances including public and employer liability and for our housing stock

- The main source of income for this Division is estimated funding in the sum of €42,924,300 from the DHLGH in respect of RAS, AHB and leased properties
- In addition, rents from the Differential Rent Scheme for Council, RAS and leased tenancies is projected to generate income of €29,695,200 in 2021

Division B – Road Transport and Safety

Division B provides for total expenditure in 2021 of €33,641,000. This represents an increase of €748,000 over the 2020 adopted budget. Details of this additional spending are outlined hereunder.

The Road Transport and Safety team lead several important areas of work to both maintain our existing network of streets and footpaths and, where possible, provide new and upgraded infrastructure to help improve the transport network.

Maintenance and Upgrades

In 2021, works will include maintaining and improving the Regional (€3,042,800) and Local (€16,134,900) road network. This includes our winter maintenance programme that operates between October and April each year.

While Transport Infrastructure Ireland (TII) is responsible for the National Primary Road Network, SDCC retains responsibility for the N81, and all other regional and local roads within the county.

The team will carry out footpath repairs across the County in the amount of €1,200,000, along with a further €300,000 of improvement works to footpaths in Council Housing Estates. There is a programme of maintenance works to existing cycle tracks of €400,000, which is

an increase of €250,000 on 2020. Specific details of the programs will be presented in Q1/2021 to the Area Committee Meetings (ACMs).

Works on a County wide bridge safety inspection (€185,000) will be carried out, along with bridge safety upgrade works where required.

Public Lighting

There are nearly 30,000 public lights across the County and this number continues to increase as new developments and streets are built out and taken in charge. These public lights need to be maintained at a cost of €5,590,700.

The Council is also undertaking a significant LED upgrade of the existing public lighting network. This upgrade programme will see all public lights in the County upgraded to LED by 2027. €1,650,000 of revenue expenditure is put toward this programme each year, with the remainder provided via the Council's Capital funding programme from development levies. LED upgrades have a hugely positive impact on the Council's financial and carbon savings and will ensure that the Council meets its energy reduction targets and operating costs.

Village and District Enhancements

Improvement works in Saggart Village were completed in early 2020. Improvement works in Templeogue Village are due to start in late 2020 with a programme for completion in summer 2021. Design and planning work for Lucan Village open space and weir side will be progressed in 2021.

The Council has also now agreed a programme of District Centre Enhancements, whereby improvement works would be delivered in ten centres

over the next four years. In 2021, it is intended that works will get underway in the first of these centres at Castletymon and Rosemount.

Traffic Management, Improvements and Safety

Addressing issues of congestion, improving traffic flow and enabling people to access sustainable modes of transport is an important priority for the Council. Traffic Management Improvements has a projected spend of €2,745,100 which includes traffic light operations, maintenance and refurbishment.

Road Safety Improvements and Education has a projected spend of €4,190,300 including; school wardens (€1,095,700); cycle parking and bike to work support (€135,500) and traffic calming works (€100,000). In 2021 works will progress on Cycle South Dublin (a programme of County-wide cycle works) and a County Transport Strategy.

A County wide signage strategy has been agreed by Council. Locations for improved signage will be agreed with ACM's and a design team will be appointed to progress delivery of improved signage projects across the County starting in 2021.

In addition to the maintenance, refurbishment and continued operation of the existing road network, the Council is also progressing the delivery of new walking, cycling and roads infrastructure. Funding for this comes from SDCC development levies, the Department of Transport, Tourism and Sport (DTTAS), DHLGH and National Transport Authority (NTA). Projects completed or started on site in 2020 include:

- Monastery Road walking and cycling scheme
- Bawnogue permeability scheme
- Belgard North Link Road

- (Tallaght Hospital Access Road)
- Grange Road walking and cycling scheme
- N81 Jobstown Junction walking and cycling scheme
- Dodder Valley bridges
- Wellington Lane (temporary) walking and cycling scheme

Projects that are currently in the Detailed Design Stage include:

- Canal Loop
- Wellington Lane (permanent) walking and cycle scheme
- Dodder Valley Greenway and surrounding links
- Tallaght public realm improvement scheme
- Airton Road extension

€463,000 will be spent on managing our parking services. Public consultation on revised Parking Bye-Laws has concluded and will be considered by Council for adoption in late 2020.

Division C – Water Services

The budget provides for a total expenditure of €13,620,000.

South Dublin County Council, operating under a Service Level Agreement (SLA) with Irish Water, continues to provide water and drainage services, as agreed in December 2013. In accordance with the SLA, the Council will agree an Annual Service Plan for 2021 with Irish Water, to provide elements of the service associated with water supply and drainage network operations and maintenance.

Provision is made within Division C for those elements of the service being provided at local level, on an agency basis under the SLA and all SLA costs will be recoupable from Irish Water at a value of €8,362,100.

The Water and Sanitary Services related statutory responsibilities that remain with the Council post the establishment of Irish Water include the following:

- Surface Water Drainage
- Flood Management
- River Basin Management

The expenditure for these functions is €4,912,100 for 2021.

The programme of Surface Water Minor Capital Works and Flood Alleviation Works will continue in 2021 for which a provision of €435,000 has been made.

Planned schemes include works in:

- Tay Lane, Rathcoole
- Templeogue Village Main Street
- Old Lucan Road near village
- Butterfield Park
- Woodville/Esker Lane
- Palmerstown Woods

Planned minor maintenance works will also be carried out in the Camac River, Poddle River, Jobstown Stream Tributary, Owendoher Stream, the Clondalkin Mill Ponds and Ballycragh Lake.

The following major schemes are progressing and are at various stages of design and planning before moving ahead to construction:

- Poddle Flood Alleviation Scheme
- Whitechurch Stream Flood Alleviation Scheme
- Camac Study

The Eastern Catchment Flood Risk Assessment and Management (CFRAM) study includes the Liffey, Griffeen, Camac and Poddle rivers. The CFRAM report, including the options report for the Poddle, has been completed. Consultants were engaged in 2018 to progress the Poddle Flood Alleviation Scheme and a Part 8 Planning Application was submitted to An Bord Pleanála in Q2 2020. Further information was sought by the Bord and the response has been submitted. Subject to a favourable decision by An Bord Pleanála, this project is expected to

progress to construction in 2021.

Consultants have also been appointed to the Camac Flood Alleviation Scheme and this scheme is at an early study stage.

The Dodder Catchment Flood Risk Assessment and Management (CFRAM) has been adopted by the Council. The Stream Flood Alleviation Scheme identified in the Dodder CFRAM has progressed well in 2020. A section 177AE Planning Application was submitted to An Bord Pleanála in Q3 2020. Subject to a favourable decision by An Bord Pleanála, this project is expected to progress to detailed design and construction in 2021.

Division D - Development Management

In overall terms, the Forward Planning, Development Management, Planning Enforcement and Building Control Budget remain largely unchanged for 2021. The priority areas of work include:

County Development Plan (CDP)

The CDP sets the strategic framework for the proper planning and sustainable development of the Council's administrative area over a six-year period. The review of the CDP 2016-2022 has commenced and the first stage of public consultation on the strategic issues closed in September 2020. Councillor's must consider the outcome of this consultation by 04 February 2021. The second stage of public consultation on the draft plan will commence in June 2021. In 2021, €224,500 will be spent on the production of the CDP.

Strategic Development Zones (Clonburris and Adamstown)

Planning Schemes for both Adamstown and Clonburris SDZ have both been

adopted. The Council is working closely with the landowners in both locations to progress delivery of much needed new homes and communities. The Council has submitted 'Urban Regeneration Development Funding' (URDF) grant applications to DHLGH to support the delivery of strategic infrastructure in both SDZ's as per the requirements of the adopted planning schemes.

Local Area Plans

Adopted Local Area Plans (LAP's) are in place in Tallaght, Fortunestown, Ballycullen /Oldcourt and Newcastle. These LAP's identify a need for a range of social infrastructure requirements (i.e. community space, support services, amenity spaces). €120,000 has been allocated to spend on progressing work on the concept, design and delivery routes for a number of these important requirements that have stalled.

Tallaght URDF Projects

The Council has secured URDF funding from DHLGH to enable delivery of a range of improvement projects in Tallaght Town Centre including new vehicular, pedestrian and cycle streets, a new transport interchange, an innovation hub, a fourth stand for Tallaght Stadium and new facilities at Sean Walsh Park. During 2020 design work has progressed significantly and Part 8 approvals are now in place for a number of these projects with delivery expected to start on-site in 2021.

Naas Road and Ballymount

The Council is working closely with Dublin City Council to progress a Planning Framework for the future of the Naas Road and Ballymount regeneration lands. URDF funding is in place and a masterplan team has been appointed. A stage 1 report will be complete by the end of 2020, that will set the baseline for the area. In 2021 the vision and future framework for how the area can be regenerated will be agreed.

Heritage, Biodiversity and Architectural Conservation

A heritage programme of work is in place with a projected 2021 spend of €122,000 including spend on a County wide Green Infrastructure Strategy. Public consultation on the Council's draft Biodiversity Action Plan closed in September 2020 and the final plan will now be considered by Council for adoption.

€178,000 is allocated for Architectural Conservation works, including provision of €100,000 to fund projects in the Council's Capital Programme and funding to progress work on Architectural Conservation Area guidance.

Development Contribution Scheme

A revised Development Contribution Scheme 2021-2026 has been agreed by Council and will come into effect on 1 January 2021.

Vacant Sites Register (VSR)

There are currently 13 vacant sites on the Vacant Sites Register (VSR). The Vacant Sites Register is constantly under review and it is anticipated that there will be changes to the register during 2021.

Development Management

627 planning applications were received by the Council in 2020 (as of 30 September 2020) which is 63 less than the same period in 2019. Five Strategic Housing Development (SHD) planning applications have been submitted to An Bord Pleanála at stage 3 of the process.

For the same period, 219 planning enforcement cases were opened and 51 cases were closed.

Building Control

A total of 110 Disability Access Certificates were issued in 2020 (as of 30 September 2020), which is a slight increase on the 99 issued for the same period in 2019.

135 Fire Safety Certificates were issued which is comparable to the same period in 2019.

261 Commencement Notices were received, which is a decrease of 78 notices for the same period in 2019.

268 Building Control Inspections (number of units inspected) were undertaken between 1/1/2020 and 30/9/2020.

Economic Development

Progress is ongoing with regard to our economic development objectives, supported through the annual budgetary process and our three- year Capital Programme. The following are key areas to note:

- Continued high levels of Foreign Direct Investment (FDI) and indigenous investment of scale will be enabled with the ongoing construction of the spine road and associated infrastructure serving the lands and clients at Grange Castle West during 2021
 - Provision of €50,000 has been made for a new marketing plan and associated materials for the expanded Grange Castle Business Park to be procured early in 2021
 - Commitment to the delivery of the Council's Tourism Strategy continues in 2021 with a further provision of €250,000 to help fund tourism infrastructure attractions
- The Clondalkin Round Tower Visitor Centre, which was closed due to Covid for most of 2020 re-opened late in the year following the procurement of a new operator. The Centre will be supported through the steering committee which will continue meetings in 2021
 - The proposed Dublin Mountains Visitor Centre is currently the subject of a judicial review of the planning approval for the project from An Bord Pleanála. The Council will support the Bord in defending the decision
 - The potential of Rathfarnham Castle Courtyard and its associated outbuildings will be reviewed and be brought back to the market in 2021, subject to appropriate market conditions
 - A comprehensive marketing campaign for the County will, during 2021 build on the Fáilte tourism campaigns, to support the tourism operators in the County following the Covid crisis
 - Delivery of the Tourism Event and Festival Grant scheme will continue to encourage event organisers to consider South Dublin County and 'Dublin's Outdoors' in which to hold their events, building on the ongoing success of the Red Line Book Festival, Flavours of South Dublin and other ongoing events
 - Opportunities flowing from the Destination Towns funding for Lucan, the Grand Canal Project, including the canal loop option, will be further explored and developed with Waterways Ireland and neighbouring authorities in 2021

- The Business Support Fund representing approximately 1% of rates income of €1,000,000 has again been provided for in this budget, to continue to facilitate and promote small to medium business in the County. The fund will also part-finance the proposed Tallaght Innovation Centre which will move to construction stage, subject to planning, in early 2021. A sum of €200,000 has been provided from the fund in 2020 to support the Partas “The Edge” Innovation Project at Bolbrook. A sum of €50,000 has been committed for a County business marketing project in conjunction with the Chamber. A potential STEM related project is being examined for the Big Picture Building and there is increasing activity and expenditure on the business funding streams agreed with the SPC under the BSF
- The Local Enterprise Office (LEO) will build on its supports for businesses with specific measures including the Lean programme, export development and other Covid and Brexit readiness supports following the payment of up to €30,000,000 to local businesses in 2020 under the ReStart grants, Training Online Vouchers and Business Continuity Voucher Schemes
- €3,588,100 for the Social Inclusion and Community Activation Programme
- €480,700 for additional social inclusion initiatives including:
 - Implementing the Age Friendly County Strategy, including supporting the activities of our Older’s Persons’ Council/Tús Nua and renewing the Age Friendly County Alliance
 - Social Inclusion Festival & South Dublin Migrant Forum events
 - Developing the LGBTI+ network in the County
 - Continued Home Security & Carbon Monoxide Alarm Schemes
 - Supporting youth participation including through Comhairle na nÓg in conjunction with Foróige
- €32,600 to support the work of the Local Community Development Committee
- €39,000 net provision for the operation of the Public Participation Network

Division E – Environmental Services

This Budget provides for total expenditure of **€39,812,800** in 2021. The projected costs to operate the main services within this division include:

- €1,225,300 on Landfill Operations and Aftercare and loan charges
- €1,034,100 for the Waste to Energy Facility
- €537,600 for Waste Service Costs including Loans and Regional Contributions
- €11,633,500 for Street Cleaning,

Litter Management and Waste Regulations

- €1,437,000 Operation of the Burial Grounds
- €21,324,900 for the Fire Service
- €668,700 Climate Change Adaptation & Mitigation Plans

The main income sources within this Division are from the operation of Waste to Energy facility at Ringsend €1,025,100, Ballymount Baling Station €373,800 and Burial Ground charges €700,000.

The Fire Service is provided on an agency basis by the Dublin City Fire Service and a provision of €21,324,900 has been made, which covers payroll/pensions and fire prevention related costs.

The review of operations in the Public Realm Section is ongoing. Dedicated maintenance crews are being assigned to each village/urban area whose functions include daily cleansing, weekly grass cutting, edging of grass margins, trimming of hedgerows, weed control and removal, maintenance of roundabouts and planted areas, cleaning of street furniture, response to graffiti and the maintenance of village/town approach roads.

The following has been provided for Public Realm Operations during 2021:

Cleansing/Illegal Dumping	€1,533,000
Street Sweeping	€3,555,000
Village Maintenance	€1,180,000
Estate Cleaning Programme	€1,195,100
Litter Bin Programme	€612,500
Environmental Awareness	€270,500

A provision of €310,800 for direct intervention at Derelict Sites and Dangerous Buildings has been provided. These activities will continue into 2021.

Provision continues for Major Emergency Planning and Management of €83,100.

The South Dublin County Council Litter Management Plan 2020-2022 was adopted by the Elected Members in March 2020. The Plan is closely linked to the Climate Change Action Plan 2019-2024, specifically the Resource Management Action Area where 20 of the 27 actions are supported by actions in the Litter Management Plan.

The 2021 Annual Litter Action Plan will combat persistent problems of illegal dumping, littering, graffiti and dog fouling through enhanced education and awareness programmes and surveillance and enforcement measures. All measures are aimed at improving the aesthetic appearance of our County in the interest of improving quality of life and our economic development potential. The Council is very appreciative of the community and voluntary efforts made alongside the Council's work to bring about these improvements.

Projects proposed under the Anti-Dumping Initiative include mattress amnesties, surveillance at bottle banks to identify illegal dumping, pilot bring bank upgrade, use of QR codes for bring banks and litter bins, household waste compliance database.

The Waste Management section will continue to implement inspection plans in accordance with the annual Recommended Minimum Criteria for Environmental Inspections Plan (RMCEI).

Targeted inspections will continue on aspects of waste management compliance specific to SDCC needs, which include authorised waste operators, construction and hazardous waste activities, household waste compliance, producer responsibility initiatives and the detection and prosecution of illegal waste activities.

Provision of a specific fund of €100,000 for additional Litter Management Initiatives will remain for 2021 to continue

implementation of initiatives reflected in the annual plan including:

- Provision of €30,000 is being made to continue Dublin Canvas Project and the expansion of a pilot to bottle banks in 2021
- Paint enhancement project of €10,000 with residents' groups who work to improve their environment will continue in 2021
- The community minor landscaping scheme of €10,000 rolled out last year will continue in 2021
- Continuation of promotional schemes to combat dog fouling and promote responsible dog ownership
- Continuation of mobile surveillance units and audio technology to address dog fouling, fly tipping, illegal dumping, and unauthorised use of litter bins for domestic waste

Responding to the impacts of climate change and making the county climate resilient is a key focus for this Local Authority.

- The 2020 Implementation Plan prioritized 41 actions and of the 130 actions in the Climate Change Action Plan 2019 - 2024, 91% are either progressing or complete across all action areas of the plan
- Provision of €300,000 has been provided to deliver action plan initiatives across the areas of energy, transport, biodiversity, resource recycling and community engagement projects
- One of the key targets in the Climate Change Action Plan was to achieve a 33% improvement in the Council's energy efficiency by 2020. This target was met by

the end of 2019 and SDCC had achieved a 34.4% improvement. We are working now towards the next target of a 50% improvement in energy efficiency by 2030 and continue to work towards a 40% reduction in the Council's greenhouse gas emissions by 2030

- In 2021 SDCC will continue to deliver mitigation and adaptation actions including the rolling out of an EV charging point network based on the Regional Strategy and further decarbonization of our fleet. We will continue to tackle sustainable use of materials and strive to eliminate single use plastics through projects such as the roll out of drinking water fountains, reverse vending machines and the banning of single use plastic at Council events

Division F – Recreation and Amenity

The proposed expenditure of €43,249,500 in Division F Recreation and Amenity Services provides for €11,171,200 to operate in 2021 and a proposed expenditure of €2,198,500 for the operation of the Arts Programme.

Key elements of the budget include:

Libraries

- €880,000 for the purchase of books, periodicals and other materials
- €500,000 for the general day-to-day running costs of branch libraries to include provision for North Clondalkin Library, which should open before the end of 2020 subject to public health requirements, and Castletymon Library, which will open in 2021
- €270,000 for the continued maintenance and upgrade of ICT infrastructure in branch libraries
- €300,000 for transfer from

revenue to capital to include the proposed replacement of two mobile libraries in 2021

Arts

Budgetary supports are being maintained for the Sector during 2020 and 2021 to ensure that the Sector remains vibrant and relevant in the County including:

- €45,000 Cultural Quarter Programme continues to develop on the 2019 access and collaboration between organisations in the Cultural Quarter and to provide additional supports for the Sector from the Arts Council and Creative Ireland to meet the ongoing challenges of the Covid crisis
- €277,300 for support for the Civic Theatre and €320,000 for Rua Red Arts Centre
- €96,800 Creative Ireland South Dublin programme supporting community creativity, well-being, and innovation
- €75,000 Cruinniú na nÓg, a national day of free creativity for children and young people under 18. It is a flagship initiative of the Creative Ireland Programme's Creative Youth Plan to enable the creative potential of children and young people
- €367,500 Music Generation South Dublin is a music education service for children and young people that provides a range of opportunities throughout the County for 0 - 18 year olds to learn and perform music. It is part of Music Generation – Ireland's National Music Education Programme
- €224,800 Arts Office programme including children's, youth and community events, activities and festivals. Ruaille Buaille Lucan Childrens Music Festival; Music Generation South Dublin; Youth Filmmaking and Youth Film Festival; Youth Dance Festival and Young Choreographers Programme; Sound Recording Studio, Big Picture TV and Cultural Archive Podcasts; EPIC Young Writers in Education Access Programme; Creative Campus Visual Arts in Education Programme; Early Childhood Arts; Cultural Diversity Inclusion Programme; Adamstown Street Arts Academy; Unwrapped Winter Festival
- €182,000 for grants, bursaries and contribution to other bodies including €50,000 Tallaght Community Arts, Arts Participation Programme; €42,000 Alternative Entertainments Arts Participation Programme; €22,000 Tenderfoot Theatre in Education Programme; €20,000 Artist bursaries, €20,000 amateur, voluntary and community arts grants; €7,000 Sightless Cinema Disability Theatre Programme; Glitch Festival €5,000; Red Line Book Festival €5,000; Mother Tongues Festival €3,000; Ready Steady Show Festival €8,000

Tallaght Stadium

The Part 8 proposal in respect of the fourth (North) Stand and other works upgrading the stadium was agreed by the Members at the October 2020 meeting and will proceed through detailed design, tender and construction during 2021 and 2022 and a further transfer to capital of €500,000 has been provided in this regard. In parallel with the Stadium construction project, a plan for maximising the advertising and marketing opportunities of the Stadium, developed and presented to members during 2020 will be completed during 2021.

Public Realm

General Maintenance of the Public Realm is projected to cost **€20,277,200**.

The Budget provides for the maintenance and presentation of parks, open spaces, playgrounds, and recreational facilities and is allocated as follows:

Grass Cutting Programme	€3,673,700
Tree/Hedge Management Programme	€3,796,400
Public Realm/Parks Management & Operation	€2,944,500
Park Rangers Service	€896,700
Pitch Maintenance	€294,100
Landscaping & Improvement Works	€1,672,400
Weed Control	€320,800
Leisure Facility & Playground Maintenance	€1,563,800
Teenage Facility Provision	€500,000

Approximately 1,750 hectares of parks and open spaces are managed by the Council and in recent years we have been implementing better grassland management

regimes which are pollinator friendly and will help to establish habitats for wildlife and nesting birds. The area of parks being managed as wildflower meadowlands increased to 136.5 hectares in 2020.

Provision of €370,000 has been made for the engagement of seasonal staff to augment Council resources on service areas including grass cutting, litter picking and tree maintenance.

A Green Infrastructure and a Parks and Open Space Strategy for the County are currently underway. They are being delivered in tandem with the County Development Plan review. Stages 1 and 2 will be completed by the end of 2020 and this work will continue during 2021.

Trees make a major contribution to the character, appearance and well-being of South Dublin County providing significant economic, social, environmental, ecological and aesthetic benefits to our communities and to our urban and residential streets, parks and open spaces. They also enhance biodiversity and play a crucial role in mitigating climate change.

The 3-year Tree Management Programme for the period 2020 to 2022 has been presented to the ACMs and is being implemented. In accordance with the objectives and actions as set out in the Climate Change Action Plan with regard to the implementation of tree management policy and increasing tree canopy cover, provision has been made for the continued surveying and maintenance of trees in the County as well as a substantial tree planting programme.

Planting of 2,500 trees across the County is planned for 2021 – 1,000 trees at on-street locations, 500 trees in parks and open space sites and 1,000 whips or young trees as part of the planting of an urban mini forest programme which are small, dense, rapid-growing plantations of native species in an urban setting

usually planted at 3 plants per m². This trial will be reviewed in 2021/22.

It is proposed that maintenance works will be carried out on 5,500 trees in 2021. Maintenance works on trees in close proximity to overhead power lines will continue to be outsourced to specialist contractors, as will maintenance work on dangerous or high risk trees.

The review of the Council's Tree Management Policy 2015 to 2020 - Living with Trees is underway, with a new policy document due to be in place in 2021. The review process is being progressed through the Environment SPC.

A provision of €500,000 has been made to fund the landscape improvements of the N81. The first phase is completed and currently at maintenance stage and the next phase has been subject to detailed design and tendering and will be under construction in 2021.

The Teenspace Programme is underway with Phase 1 facilities being delivered. Provision of €500,000 for the continuation of the teenage facilities programme, has been made through a revenue to capital transfer to progress to Phase 2 in 2021.

A sum of €150,000 has been provided in 2021 to develop a sinking fund to allow for the replacement / major renovation of large-scale recreational facilities in the future.

Provision of €500,000 has been allocated to the delivery of an Astro Pitch

Programme, this will allow for the delivery of these facilities at strategic locations throughout the County as outlined in the Sports Pitch Strategy and aim to relieve pressure on over-subscribed grass facilities.

Provision of €100,000 remains in the 2021 budget for the rolling programme of planned pitch improvement works at goal

mouths and post replacement.

The programme of public realm minor improvement works is funded again in 2021. This typically provides for in the region of 50 to 60 minor works schemes in parks and estate open spaces including footpath provision, public lighting provision, boundary treatment works, hard and soft landscaping schemes, and other works. These schemes are in general proposed by the elected members and are approved by the Council each year at the February meeting.

Community Services

- €650,000 for Community Development Grants (including the Community Infrastructure Fund)
- €960,100 for the maintenance, support, staffing and upkeep of community facilities
- €321,000 for community health and wellbeing initiatives, events, projects and festivals including a renewed Community Endeavour Awards
- €330,000 to support operations and community access to sports and leisure facilities, including €20,000 for promotion of the new Lucan Swimming Pool
- €1,047,600 for sports programmes through Sports Partnership, Sports Inclusion and Sports Initiatives such as:
 - Schools, physical activity and sports inclusion programmes
 - Health & Wellbeing initiatives under the Healthy County Framework
 - Contributions to development work by sporting organisations including FAI, Leinster Branch IRFU and Cricket Ireland

- €2,027,100 for the operation of Department of Social Protection Community Employment and Jobs Initiative Schemes (formerly FÁS)

Division G - Agriculture, Education, Health and Welfare

The projected expenditure within Division G in 2021 includes €1,412,300 on veterinary related services.

- The 2021 projections include expenditure on Food Safety & Standards at €352,100
- €472,300 provided to carry out all functions under the Control of Dogs legislation, which includes South Dublin's Dog Warden Service. The Council currently employs two full time dog wardens. Tender documentation is in preparation for the provision of pound services with a view to having a new contract in place in 2021
- €269,200 has been provided to meet our obligations under the Control of Horses legislation. These obligations are primarily related to actions where there is threat of damage to public property including parks, sports pitches and grass verges; danger posed to public safety and general nuisance posed by the presence of horses in public places including roads
- Corresponding income for veterinary services amounts to €582,100
- €132,000 provision to continue the school meals programme in 23 schools
- €52,500 for Educational and Sports Bursaries

Division H – Miscellaneous

The Draft Register of Electors will be available from November 1st to 25th. The Register will come into force on 15/02/2021 and will remain in force for all elections and referenda held within the period up to 13/02/2022. The current Register 2020/21 was published on 14/02/2020 with 196,496 electors. Voter.ie is now operational across all four Dublin local authorities and allows members of the public to:

- Check whether or not they are on the draft Register on www.voter.ie, and either
- Change their address or other details, including citizenship or change of name, or
- Add themselves to the Register of Elector, or
- Remove themselves from the Register of Electors

The Council owns and maintains a fleet of vehicles and machinery to provide its broad range of services. This fleet is maintained by the Council's Mechanical Section.

The fleet comprises 366 vehicles: 14 trucks, 77 vans, 8 jeeps, 21 4WD utility vehicles, 68 pickups, 38 tractors, 37 ride-on mowers, 10 winter gritters, 4 mobile libraries, 4 jetting vehicles and the balance being made up of ancillary plant, e.g. wood-chippers, pedestrian sweepers and tractor and van trailers.

Each Department using the fleet is charged for the use of their vehicles as well as providing for future replacement of the vehicles. These charges are paid in the form of daily hire rates, which are billed monthly by the Mechanical Section.

The total Machinery Yard budget for 2021 is €3,726,700

Of this, €1,020,100 is budgeted for updating and modernising the Council's fleet in order to maintain operational efficiency and reliability.

The Mechanical Section's replacement programme is focused on more energy-efficient alternatives including further introduction of electric vehicles.

South Dublin County Council
Comhairle Contae Átha Cliath Theas

ADOPTED
Statutory Budget
2021

It should be noted that, because of the level of detail involved in the apportionment of Service Support Costs, rounding issues may be a feature in some of the tables. These have no material affect and do not impact on the overall budget figures.

TABLE A - CALCULATION OF ANNUAL RATE ON VALUATION FOR THE FINANCIAL YEAR						
Summary by Service Division	Expenditure €	Income €	Budget Net Expenditure 2021 €	%	Estimated Net Expenditure Outturn 2020 €	%
Gross Revenue Expenditure & Income						
A Housing and Building	95,143,900	88,683,300	6,460,600	4.7%	6,365,700	4.7%
B Road Transport & Safety	33,641,000	5,146,500	28,494,500	20.8%	27,385,100	20.1%
C Water Services	13,620,000	9,225,500	4,394,500	3.2%	4,135,200	3.0%
D Development Management	20,212,100	7,142,200	13,069,900	9.5%	13,598,800	10.0%
E Environmental Services	39,812,800	5,309,200	34,503,600	25.1%	33,836,100	24.9%
F Recreation and Amenity	43,299,500	5,171,900	38,127,600	27.8%	38,786,900	28.5%
G Agriculture, Education, Health & Welfare	1,599,900	637,100	962,800	0.7%	900,000	0.7%
H Miscellaneous Services	20,690,700	9,480,500	11,210,200	8.2%	11,149,100	8.2%
	268,019,900	130,796,200	137,223,700	100.0%	136,156,900	100.0%
Provision for Debit Balance	-	-	-			
ADJUSTED GROSS EXPENDITURE AND INCOME	(A)	130,796,200	137,223,700		136,156,900	
Financed by Other Income/Credit Balances						
Provision for Credit Balance		-	-			
Local Property Tax		5,449,700	5,449,700			
SUB-TOTAL	(B)		5,449,700			
AMOUNT OF RATES TO BE LEVIED	(A)-(B)		131,774,000			
Value of Base Year Adjustment			-			
AMOUNT OF RATES TO BE LEVIED (GROSS OF BYA)	(D)		131,774,000			
Net Effective Valuation	(E)		477,442,201			
GENERAL ANNUAL RATE ON VALUATION	(D)/(E)		0.276			

TABLE B: Expenditure and Income for 2021 and Estimated Outturn for 2020											
Division & Services	2021						2020				
	Expenditure			Income			Expenditure		Income		
	Adopted by Council €	Estimated by Chief Executive €	Adopted by Council €	Estimated by Chief Executive €	Adopted by Council €	Estimated by Chief Executive €	Adopted by Council €	Estimated Outturn €	Adopted by Council €	Estimated Outturn €	Estimated Outturn €
A Housing and Building											
A01 Maintenance & Improvement of LA Housing Units	19,796,500	19,796,500	28,831,800	28,831,800	19,251,500	20,145,700	28,351,600	29,063,500			
A02 Housing Assessment, Allocation and Transfer	-	-	-	-	-	-	-	-			
A03 Housing Rent and Tenant Purchase Administration	1,904,400	1,904,400	60,200	60,200	1,785,700	1,729,700	38,500	37,200			
A04 Housing Community Development Support	5,413,100	5,413,100	119,000	119,000	5,841,600	5,487,800	89,600	103,500			
A05 Administration of Homeless Service	3,876,000	3,876,000	396,700	396,700	3,823,000	4,112,300	446,000	358,900			
A06 Support to Housing Capital & Affordable Prog	9,381,500	9,381,500	6,661,200	6,661,200	9,201,300	9,064,500	6,654,100	6,651,300			
A07 RAS and Leasing Programme	47,273,800	47,273,800	47,273,800	47,273,800	39,949,000	37,031,400	39,949,000	37,031,500			
A08 Housing Loans	2,815,000	2,855,000	1,970,100	1,970,100	2,724,300	2,562,300	1,976,600	1,750,500			
A09 Housing Grants	3,284,500	3,284,500	2,278,200	2,278,200	3,303,200	2,750,600	2,294,700	1,826,600			
A11 Agency & Recoupable Services	797,800	797,800	491,000	491,000	785,000	731,700	397,100	427,400			
A12 HAP Programme	601,300	601,300	601,300	601,300	315,800	431,300	315,800	431,200			
Division A Total	95,143,900	95,183,900	88,683,300	88,683,300	86,980,400	84,047,300	80,513,000	77,681,600			

TABLE B: Expenditure and Income for 2021 and Estimated Outturn for 2020									
Division & Services	2021				2020				
	Expenditure		Income		Expenditure		Income		
	Adopted by Council €	Estimated by Chief Executive €	Adopted by Council €	Estimated by Chief Executive €	Adopted by Council €	Estimated Outturn €	Adopted by Council €	Estimated Outturn €	Estimated Outturn €
B Road Transport & Safety									
B01 NP Road - Maintenance and Improvement	-	-	-	-	-	-	-	-	-
B02 NS Road - Maintenance and Improvement	338,200	338,200	197,100	197,100	352,500	1,052,400	247,000	907,100	
B03 Regional Road - Maintenance and Improvement	3,042,800	3,042,800	59,900	59,900	3,164,100	3,026,600	48,500	56,000	
B04 Local Road - Maintenance and Improvement	16,134,900	16,134,900	3,074,200	3,074,200	15,887,300	15,634,200	3,036,500	3,038,000	
B05 Public Lighting	5,590,700	5,590,700	608,800	608,800	5,407,700	5,306,800	595,600	596,100	
B06 Traffic Management Improvement	2,745,100	2,745,100	88,900	88,900	2,537,800	2,556,900	78,400	81,900	
B07 Road Safety Engineering Improvement	2,278,700	2,278,700	91,800	91,800	2,090,200	2,090,800	72,300	123,600	
B08 Road Safety Promotion & Education	1,911,600	1,911,600	64,700	64,700	1,896,600	1,870,200	49,900	51,500	
B09 Maintenance & Management of Car Parking	463,000	463,000	512,000	512,000	470,700	469,600	462,000	368,500	
B10 Support to Roads Capital Prog	1,020,700	1,020,700	32,100	32,100	992,700	911,500	22,800	23,500	
B11 Agency & Recoupable Services	115,300	115,300	417,000	417,000	103,400	109,300	417,000	397,000	
Division B Total	33,641,000	33,641,000	5,146,500	5,146,500	32,893,000	33,028,300	5,030,000	5,643,200	

TABLE B: Expenditure and Income for 2021 and Estimated Outturn for 2020										
	2021				2020					
	Expenditure		Income		Expenditure		Income			
	Adopted by Council €	Estimated by Chief Executive €	Adopted by Council €	Estimated by Chief Executive €	Adopted by Council €	Estimated Outturn €	Adopted by Council €	Estimated Outturn €	Adopted by Council €	
Division & Services										
C Water Services										
C01 Water Supply	4,810,700	4,810,700	4,810,700	4,810,700	4,964,000	4,495,000	4,964,000	4,495,000	4,964,000	4,495,000
C02 Waste Water Treatment	3,468,700	3,468,700	3,468,700	3,468,700	3,671,700	3,448,900	3,671,700	3,448,900	3,671,700	3,448,900
C03 Collection of Water and Waste Water Charges	105,300	105,300	105,300	105,300	112,700	101,600	112,700	101,600	112,700	101,600
C04 Public Conveniences	-	-	-	-	-	-	-	-	-	-
C05 Admin of Group and Private Installations	-	-	-	-	-	-	-	-	-	-
C06 Support to Water Capital Programme	323,200	323,200	323,200	323,200	329,200	276,900	329,200	276,900	329,200	276,900
C07 Agency & Recoupable Services	-	-	-	-	-	-	-	-	-	-
C08 Local Authority Water and Sanitary Services	4,912,100	4,912,100	517,600	517,600	4,611,700	4,645,400	511,500	510,200	511,500	510,200
Division C Total	13,620,000	13,620,000	9,225,500	9,225,500	13,689,300	12,967,800	9,589,100	8,832,600	9,589,100	8,832,600

TABLE B: Expenditure and Income for 2021 and Estimated Outturn for 2020									
Division & Services	2021					2020			
	Expenditure		Income		Estimated by Chief Executive €	Expenditure		Income	
	Adopted by Council €	Estimated by Chief Executive €	Adopted by Council €	Estimated by Chief Executive €		Adopted by Council €	Estimated Outturn €	Adopted by Council €	Estimated Outturn €
D Development Management									
D01 Forward Planning	3,225,700	3,225,700	106,100	106,100	106,100	2,898,100	85,800	100,900	
D02 Development Management	3,298,700	3,298,700	1,034,100	1,034,100	1,034,100	3,067,400	1,049,400	909,500	
D03 Enforcement	726,500	726,500	33,900	33,900	33,900	709,300	25,200	33,800	
D04 Industrial and Commercial Facilities	1,210,200	1,210,200	239,200	239,200	239,200	1,126,800	244,800	239,500	
D05 Tourism Development and Promotion	1,265,700	1,265,700	17,400	17,400	17,400	1,545,800	9,400	53,200	
D06 Community and Enterprise Function	3,648,100	3,588,100	2,705,600	2,705,600	2,705,600	4,201,200	2,612,100	3,105,200	
D07 Unfinished Housing Estates	-	-	-	-	-	-	-	-	
D08 Building Control	644,000	644,000	176,300	176,300	176,300	623,400	150,500	156,000	
D09 Economic Development and Promotion	4,189,300	4,209,300	1,763,800	1,763,800	1,763,800	35,816,200	1,494,400	32,361,500	
D10 Property Management	1,778,600	1,778,600	995,800	995,800	995,800	1,719,800	970,500	1,275,300	
D11 Heritage and Conservation Services	223,300	223,300	70,000	70,000	70,000	205,500	71,800	81,800	
D12 Agency & Recoupable Services	2,000	2,000	-	-	-	2,000	-	-	
Division D Total	20,212,100	20,172,100	7,142,200	7,142,200	7,142,200	20,208,000	6,713,900	38,316,700	

TABLE B: Expenditure and Income for 2021 and Estimated Outturn for 2020									
Division & Services	2021				2020				
	Expenditure		Income		Expenditure		Income		
	Adopted by Council €	Estimated by Chief Executive €	Adopted by Council €	Estimated by Chief Executive €	Adopted by Council €	Estimated Outturn €	Adopted by Council €	Estimated Outturn €	
E Environmental Services									
E01 Landfill Operation & Aftercare	1,225,300	1,225,300	880,300	880,300	955,600	1,032,000	796,200	872,100	
E02 Recovery and Recycling Facilities Operations	634,800	634,800	234,100	234,100	554,600	624,300	232,900	302,900	
E03 Waste to Energy Facilities Operations	1,034,100	1,034,100	1,025,100	1,025,100	1,034,300	1,034,200	1,150,100	1,353,000	
E04 Provision of Waste to Collection Services	537,600	537,600	441,200	441,200	572,400	530,000	434,500	424,500	
E05 Litter Management	1,815,400	1,815,400	183,800	183,800	1,660,600	1,669,300	162,100	169,400	
E06 Street Cleaning	8,674,100	8,674,100	246,400	246,400	8,250,100	8,688,500	162,400	167,700	
E07 Waste Regulations, Monitoring and Enforcement	1,144,000	1,144,000	690,300	690,300	1,180,500	1,097,300	436,500	666,400	
E08 Waste Management Planning	-	-	-	-	-	-	-	-	
E09 Maintenance of Burial Grounds	1,437,000	1,437,000	742,600	742,600	1,521,500	1,372,000	734,900	736,100	
E10 Safety of Structures and Places	753,400	753,400	68,900	68,900	753,500	723,100	65,000	65,300	
E11 Operation of Fire Service	21,324,900	21,324,900	-	-	20,602,000	21,478,000	-	-	
E12 Fire Prevention	6,200	6,200	750,000	750,000	10,000	6,000	750,000	675,000	
E13 Water Quality, Air and Noise Pollution	557,300	557,300	8,700	8,700	491,500	403,500	3,600	3,700	
E14 Agency & Recoupable Services	-	-	-	-	-	-	-	-	
E15 Climate Change and Flooding	668,700	668,700	37,800	37,800	635,100	650,100	5,900	36,100	
Division E Total	39,812,800	39,812,800	5,309,200	5,309,200	38,221,700	39,308,300	4,934,100	5,472,200	

TABLE B: Expenditure and Income for 2021 and Estimated Outturn for 2020									
Division & Services	2021					2020			
	Expenditure		Income			Expenditure		Income	
	Adopted by Council €	Estimated by Chief Executive €	Adopted by Council €	Estimated by Chief Executive €	Adopted by Council €	Estimated Outturn €	Adopted by Council €	Estimated Outturn €	
F Recreation and Amenity									
F01 Leisure Facilities Operations	401,800	401,800	150,000	150,000	527,500	495,900	150,000	150,000	
F02 Operation of Library and Archival Service	11,171,200	11,171,200	433,500	433,500	10,939,600	10,646,900	387,800	396,900	
F03 Outdoor Leisure Areas Operations	20,277,200	20,277,200	617,700	617,700	20,873,400	20,334,500	503,200	485,700	
F04 Community Sport and Recreational Development	9,200,800	9,200,800	3,321,000	3,321,000	9,685,800	9,554,600	3,349,100	2,739,400	
F05 Operation of Arts Programme	2,248,500	2,198,500	649,700	649,700	2,183,600	2,344,900	710,200	817,900	
F06 Agency & Recoupable Services	-	-	-	-	-	-	-	-	
Division F Total	43,299,500	43,249,500	5,171,900	5,171,900	44,209,900	43,376,800	5,100,300	4,589,900	

Division & Services		2021				2020			
		Expenditure		Income		Expenditure		Income	
		Adopted by Council €	Estimated by Chief Executive €	Adopted by Council €	Estimated by Chief Executive €	Adopted by Council €	Estimated Outturn €	Adopted by Council €	Estimated Outturn €
G Agriculture, Education, Health & Welfare									
G01 Land Drainage Costs	-	-	-	-	-	-	-	-	-
G02 Operation and Maintenance of Piers and Harbours	-	-	-	-	-	-	-	-	-
G03 Coastal Protection	-	-	-	-	-	-	-	-	-
G04 Veterinary Service	1,412,300	1,412,300	582,100	582,100	1,457,200	1,383,500	607,100	574,500	
G05 Educational Support Services	187,600	187,600	55,000	55,000	184,700	146,000	55,000	55,000	
G06 Agency & Recoupable Services	-	-	-	-	-	-	-	-	-
Division G Total	1,599,900	1,599,900	637,100	637,100	1,641,900	1,529,500	662,100	629,500	

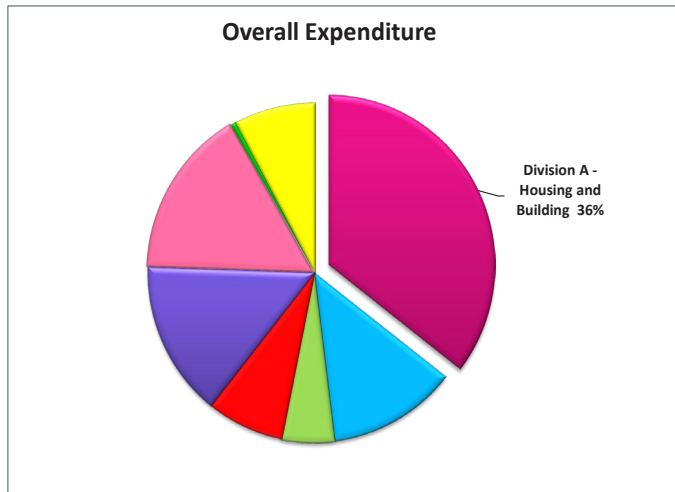
TABLE B: Expenditure and Income for 2021 and Estimated Outturn for 2020												
Division & Services	2021						2020					
	Expenditure			Income			Expenditure		Income			
	Adopted by Council €	Estimated by Chief Executive €	Adopted by Council €	Estimated by Chief Executive €	Adopted by Council €	Estimated by Chief Executive €	Adopted by Council €	Estimated Outturn €	Adopted by Council €	Estimated Outturn €	Adopted by Council €	Estimated Outturn €
H Miscellaneous Services												
H01 Profit & Loss Machinery Account	46,700	46,700	46,700	46,700	46,700	46,700	36,000	36,800	36,000	36,000	36,900	
H02 Profit & Loss Stores Account	-	-	-	-	-	-	-	-	-	-	-	
H03 Administration of Rates	18,525,100	18,525,100	3,150,400	3,150,400	3,150,400	3,150,400	15,806,800	69,821,200	565,000	565,000	54,953,500	
H04 Franchise Costs	603,600	603,600	14,000	14,000	14,000	14,000	550,100	575,200	6,200	6,200	10,300	
H05 Operation of Morgue and Coroner Expenses	10,200	10,200	-	-	-	-	20,200	10,200	-	-	-	
H06 Weighbridges	-	-	-	-	-	-	-	-	-	-	-	
H07 Operation of Markets and Casual Trading	-	-	31,000	31,000	31,000	31,000	-	-	30,000	30,000	31,000	
H08 Malicious Damage	-	-	-	-	-	-	-	-	-	-	-	
H09 Local Representation & Civic Leadership	1,488,400	1,538,400	1,100	1,100	1,100	1,100	1,456,300	1,355,400	1,100	1,100	1,100	
H10 Motor Taxation	-	-	-	-	-	-	-	-	-	-	-	
H11 Agency & Recoupable Services	16,700	16,700	6,237,300	6,237,300	6,237,300	6,237,300	41,800	15,800	5,626,600	5,632,700		
Division H Total	20,690,700	20,740,700	9,480,500	9,480,500	9,480,500	9,480,500	17,911,200	71,814,600	6,264,900	6,264,900	60,665,500	
OVERALL TOTAL	268,019,900	268,019,900	130,796,200	130,796,200	130,796,200	130,796,200	255,755,400	337,988,100	118,807,400	118,807,400	201,831,200	

Table D		
ANALYSIS OF BUDGET INCOME 2021 FROM GOODS AND SERVICES		
Source of Income	2021 €	2020 €
Rents from Houses	29,695,200	29,470,400
Housing Loans Interest & Charges	1,848,300	1,809,600
Parking Fines & Charges	512,000	462,000
Irish Water	8,362,100	8,814,500
Planning Fees	1,075,500	1,105,500
Domestic Refuse Charges	-	-
Commercial Refuse Charges	-	-
Landfill Charges	-	-
Fire Charges	750,000	750,000
Recreation/Amenity/Culture	382,500	477,100
Agency Services & Repayable Works	91,000	91,000
Local Authority Contributions	1,609,300	1,754,000
Superannuation	1,859,000	1,913,800
NPPR	750,000	1,000,000
Other income	11,433,500	7,359,700
Total Goods & Services	58,368,400	55,007,600

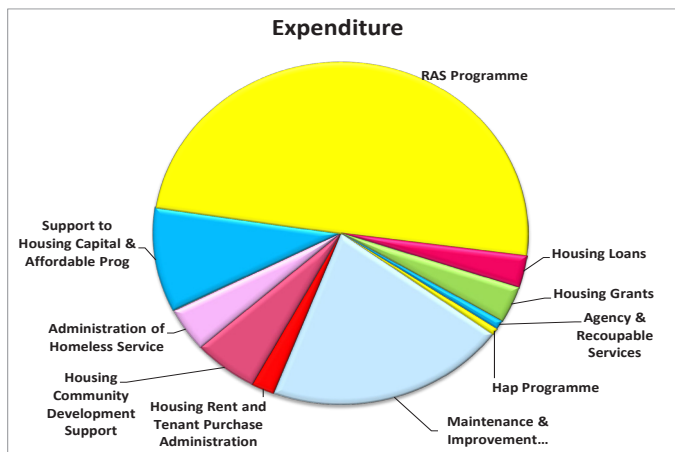
Table E		
ANALYSIS OF BUDGET INCOME 2021 FROM GRANTS & SUBSIDIES		
	2021	2020
	€	€
Department of Housing, Local Government and Heritage		
Housing and Building	54,715,400	47,584,800
Road Transport & Safety	2,886,900	2,886,900
Water Services	464,300	476,100
Development Management	118,000	118,000
Environmental Services	-	-
Recreation and Amenity	-	-
Agriculture, Education, Health & Welfare	-	-
Miscellaneous Services	4,781,200	3,971,600
Sub-total	62,965,800	55,037,400
Other Departments and Bodies		
TII Transport Infrastructure Ireland	775,000	825,000
Media, Tourism, Art, Culture, Sport & the Gaeltacht	180,800	119,000
National Transport Authority	5,000	5,000
Social Protection	1,960,700	1,990,000
Defence	-	-
Education	-	-
Library Council	-	-
Arts Council	52,000	60,000
Transport	-	-
Justice	-	-
Agriculture & Marine	70,000	105,000
Enterprise, Trade & Employment	1,558,700	1,279,200
Community, Rural Development & the Islands	2,569,000	2,482,300
Climate Action & Communications Networks	635,800	300,100
Food Safety Authority of Ireland	300,000	300,000
Other	1,355,000	1,296,800
Sub-total	9,462,000	8,762,400
Total Grants & Subsidies	72,427,800	63,799,800

Division A - Housing and Building

Division	Amount	%
Division A - Housing and Building	95,183,900	36%
Division B - Road Transport & Safety	33,641,000	13%
Division C - Water Services	13,620,000	5%
Division D - Development Management	20,172,100	8%
Division E - Environmental Services	39,812,800	15%
Division F - Recreation and Amenity	43,249,500	16%
Division G - Agriculture, Education, Health & Welfare	1,599,900	1%
Division H - Miscellaneous Services	20,740,700	8%
Grand Total	268,019,900	100%



How the Division is Spent	Amount	%
Maintenance & Improvement of LA Housing Units	19,796,500	21%
Housing Rent and Tenant Purchase Administration	1,904,400	2%
Housing Community Development Support	5,413,100	6%
Administration of Homeless Service	3,876,000	4%
Support to Housing Capital & Affordable Prog	9,381,500	10%
RAS Programme	47,273,800	50%
Housing Loans	2,855,000	3%
Housing Grants	3,284,500	3%
Agency & Recoupable Services	797,800	1%
Hap Programme	601,300	1%
Grand Total	95,183,900	100%



How the Division is Funded	Amount	%
Grants DoHLG&H	54,715,400	57%
Superannuation	351,600	0%
Housing Loans Interest & Charges	1,848,300	2%
Housing Rent	29,695,200	31%
Miscellaneous Inc - Goods & Services	1,703,200	2%
Local Authority Contributions	369,600	0%
Rates & Discretionary LPT	6,500,600	7%
Grand Total	95,183,900	100%

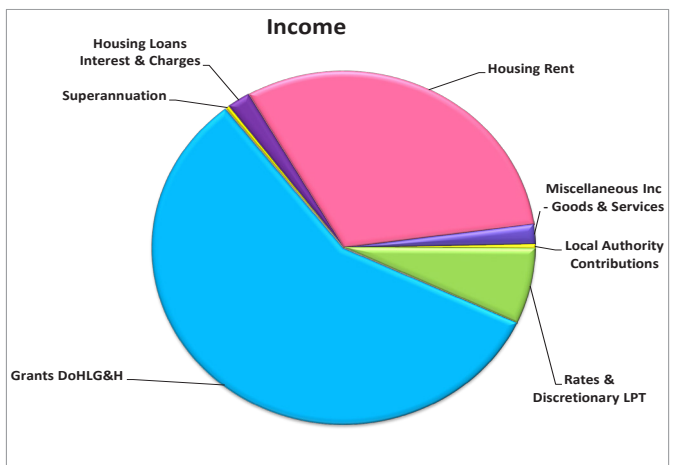


TABLE B: Expenditure and Income for 2021 and Estimated Outturn for 2020

Division & Services	2021				2020			
	Expenditure		Income		Expenditure		Income	
	Adopted by Council €	Estimated by Chief Executive €	Adopted by Council €	Estimated by Chief Executive €	Adopted by Council €	Estimated Outturn €	Adopted by Council €	Estimated Outturn €
A Housing and Building								
A01 Maintenance & Improvement of LA Housing Units	19,796,500	19,796,500	28,831,800	28,831,800	19,251,500	20,145,700	28,351,600	29,063,500
A02 Housing Assessment, Allocation and Transfer	-	-	-	-	-	-	-	-
A03 Housing Rent and Tenant Purchase Administration	1,904,400	1,904,400	60,200	60,200	1,785,700	1,729,700	38,500	37,200
A04 Housing Community Development Support	5,413,100	5,413,100	119,000	119,000	5,841,600	5,487,800	89,600	103,500
A05 Administration of Homeless Service	3,876,000	3,876,000	396,700	396,700	3,823,000	4,112,300	446,000	358,900
A06 Support to Housing Capital & Affordable Prog	9,381,500	9,381,500	6,661,200	6,661,200	9,201,300	9,064,500	6,654,100	6,651,300
A07 RAS and Leasing Programme	47,273,800	47,273,800	47,273,800	47,273,800	39,949,000	37,031,400	39,949,000	37,031,500
A08 Housing Loans	2,815,000	2,855,000	1,970,100	1,970,100	2,724,300	2,562,300	1,976,600	1,750,500
A09 Housing Grants	3,284,500	3,284,500	2,278,200	2,278,200	3,303,200	2,750,600	2,294,700	1,826,600
A11 Agency & Recoupable Services	797,800	797,800	491,000	491,000	785,000	731,700	397,100	427,400
A12 HAP Programme	601,300	601,300	601,300	601,300	315,800	431,300	315,800	431,200
Division A Total	95,143,900	95,183,900	88,683,300	88,683,300	86,980,400	84,047,300	80,513,000	77,681,600

Table F - Expenditure				
Division A - Housing and Building				
Expenditure by Service and Sub-Service	2021		2020	
	Adopted by Council €	Estimated by Chief Executive €	Adopted by Council €	Estimated Outturn €
A0101 Maintenance of LA Housing Units	15,288,300	15,288,300	15,115,800	15,722,300
A0102 Maintenance of Traveller Accommodation Units	624,400	624,400	623,200	469,300
A0103 Traveller Accommodation Management	1,183,700	1,183,700	1,099,500	1,507,200
A0104 Estate Maintenance	-	-	-	-
A0199 Service Support Costs	2,700,100	2,700,100	2,413,000	2,446,900
A01 Maintenance & Improvement of LA Housing Units	19,796,500	19,796,500	19,251,500	20,145,700
A0201 Assessment of Housing Needs, Allocs. & Trans.	-	-	-	-
A0299 Service Support Costs	-	-	-	-
A02 Housing Assessment, Allocation and Transfer	-	-	-	-
A0301 Debt Management & Rent Assessment	1,232,600	1,232,600	1,231,300	1,166,300
A0399 Service Support Costs	671,800	671,800	554,400	563,400
A03 Housing Rent and Tenant Purchase Administration	1,904,400	1,904,400	1,785,700	1,729,700
A0401 Housing Estate Management	3,310,000	3,310,000	3,689,000	3,416,900
A0402 Tenancy Management	648,800	648,800	662,500	561,700
A0403 Social and Community Housing Service	-	-	-	-
A0499 Service Support Costs	1,454,300	1,454,300	1,490,100	1,509,200
A04 Housing Community Development Support	5,413,100	5,413,100	5,841,600	5,487,800
A0501 Homeless Grants Other Bodies	3,535,000	3,535,000	3,417,300	3,702,300
A0502 Homeless Service	-	-	-	-
A0599 Service Support Costs	341,000	341,000	405,700	410,000
A05 Administration of Homeless Service	3,876,000	3,876,000	3,823,000	4,112,300
A0601 Technical and Administrative Support	2,044,000	2,044,000	1,910,900	1,775,100
A0602 Loan Charges	6,122,900	6,122,900	6,121,600	6,121,600
A0699 Service Support Costs	1,214,600	1,214,600	1,168,800	1,167,800
A06 Support to Housing Capital & Affordable Prog	9,381,500	9,381,500	9,201,300	9,064,500
A0701 RAS Operations	14,789,100	14,789,100	16,197,300	15,325,900
A0702 Long Term Leasing	10,088,400	10,088,400	8,060,500	6,952,900
A0703 Payment & Availability	21,378,800	21,378,800	14,674,200	13,706,600
A0704 Affordable Leases	635,000	635,000	636,100	661,100
A0799 Service Support Costs	382,500	382,500	380,900	384,900
A07 RAS and Leasing Programme	47,273,800	47,273,800	39,949,000	37,031,400
A0801 Loan Interest and Other Charges	2,063,500	2,103,500	2,189,900	1,996,800
A0802 Debt Management Housing Loans	306,700	306,700	194,500	222,400
A0899 Service Support Costs	444,800	444,800	339,900	343,100
A08 Housing Loans	2,815,000	2,855,000	2,724,300	2,562,300

Table F - Expenditure

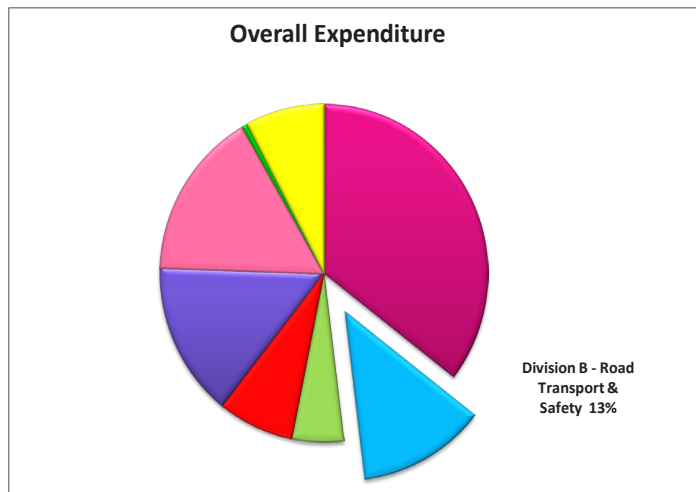
Division A - Housing and Building

Expenditure by Service and Sub-Service	2021		2020	
	Adopted by Council €	Estimated by Chief Executive €	Adopted by Council €	Estimated Outturn €
A0901 Housing & Adapataion Grant Scheme	2,680,100	2,680,100	2,673,300	2,328,600
A0902 Loan Charges DPG/ERG	-	-	-	-
A0903 Essential Repair Grants	99,400	99,400	100,200	50,000
A0904 Other Housing Grant Payments	-	-	-	-
A0905 Mobility Aids Housing Grants	331,100	331,100	333,900	175,000
A0999 Service Support Costs	173,900	173,900	195,800	197,000
A09 Housing Grants	3,284,500	3,284,500	3,303,200	2,750,600
A1101 Agency & Recoupable Service	669,700	669,700	667,800	612,900
A1199 Service Support Costs	128,100	128,100	117,200	118,800
A11 Agency & Recoupable Services	797,800	797,800	785,000	731,700
A1201 HAP	339,800	339,800	175,700	289,800
A1202 HAP Agency Services	-	-	-	-
A1299 HAP Service Support Costs	261,500	261,500	140,100	141,500
A12 HAP Programme	601,300	601,300	315,800	431,300
Division A Total	95,143,900	95,183,900	86,980,400	84,047,300

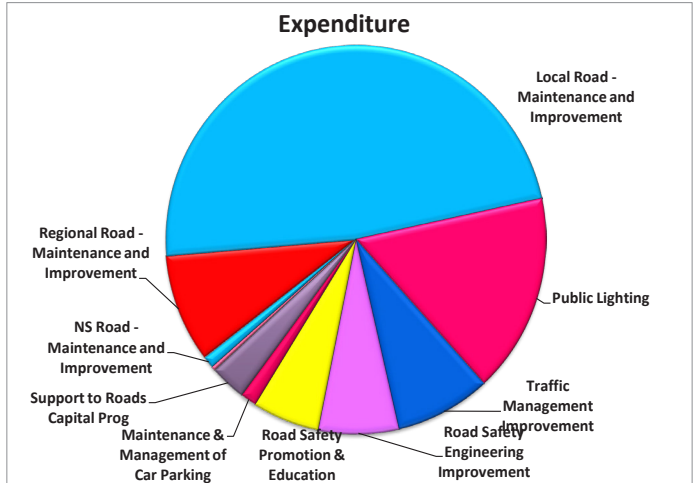
Table F - Income				
Division A - Housing and Building				
Income by Source	2021		2020	
	Adopted by Council €	Estimated by Chief Executive €	Adopted by Council €	Estimated Outturn €
Government Grants & Subsidies				
Housing, Local Government & Heritage	54,715,400	54,715,400	47,584,800	44,188,400
Other	-	-	-	-
Total Government Grants & Subsidies	54,715,400	54,715,400	47,584,800	44,188,400
Goods & Services				
Rents from Houses	29,695,200	29,695,200	29,470,400	28,864,600
Housing Loans Interest & Charges	1,848,300	1,848,300	1,809,600	1,602,500
Superannuation	351,600	351,600	344,600	340,200
Agency Services & Repayable Works	-	-	-	-
Local Authority Contributions	369,600	369,600	422,500	334,600
Other income	1,703,200	1,703,200	881,100	2,351,300
Total Goods & Services	33,967,900	33,967,900	32,928,200	33,493,200
Division A Total	88,683,300	88,683,300	80,513,000	77,681,600

Division B - Road Transport & Safety

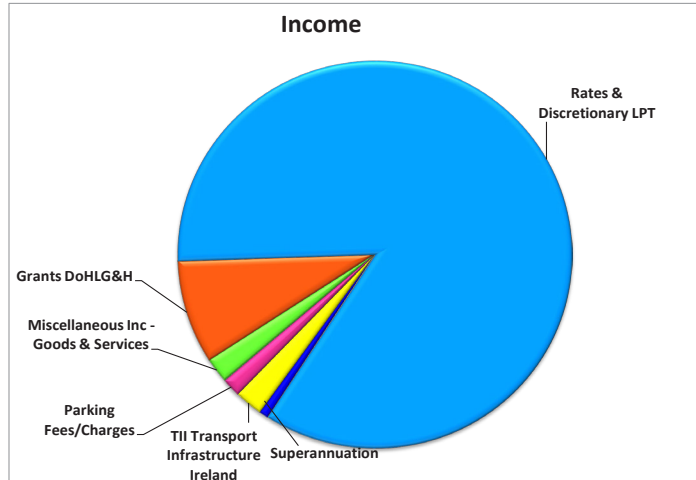
Division	Amount	%
Division A - Housing and Building	95,183,900	36%
Division B - Road Transport & Safety	33,641,000	13%
Division C - Water Services	13,620,000	5%
Division D - Development Management	20,172,100	8%
Division E - Environmental Services	39,812,800	15%
Division F - Recreation and Amenity	43,249,500	16%
Division G - Agriculture, Education, Health & Welfare	1,599,900	1%
Division H - Miscellaneous Services	20,740,700	8%
Grand Total	268,019,900	100%



How the Division is Spent	Amount	%
NP Road - Maintenance and Improvement	0	0%
NS Road - Maintenance and Improvement	338,200	1%
Regional Road - Maintenance and Improvement	3,042,800	9%
Local Road - Maintenance and Improvement	16,134,900	48%
Public Lighting	5,590,700	17%
Traffic Management Improvement	2,745,100	8%
Road Safety Engineering Improvement	2,278,700	7%
Road Safety Promotion & Education	1,911,600	6%
Maintenance & Management of Car Parking	463,000	1%
Support to Roads Capital Prog	1,020,700	3%
Agency & Recoupable Services	115,300	0%
Grand Total	33,641,000	100%



How the Division is Funded	Amount	%
Superannuation	253,800	1%
TII Transport Infrastructure Ireland	780,000	2%
Parking Fees/Charges	512,000	2%
Miscellaneous Inc - Goods & Services	713,800	2%
Grants DoHLG&H	2,886,900	9%
Rates & Discretionary LPT	28,494,500	85%
Grand Total	33,641,000	100%



		2021				2020							
		Expenditure		Income		Expenditure		Income					
		Adopted by Council €	Estimated by Chief Executive €	Adopted by Council €	Estimated by Chief Executive €	Adopted by Council €	Estimated by Chief Executive €	Adopted by Council €	Estimated by Chief Executive €				
Division & Services													
B Road Transport & Safety													
B01	NP Road - Maintenance and Improvement	-	-	-	-	-	-	-	-	-	-	-	-
B02	NS Road - Maintenance and Improvement	338,200	338,200	197,100	197,100	352,500	1,052,400	247,000	907,100				
B03	Regional Road - Maintenance and Improvement	3,042,800	3,042,800	59,900	59,900	3,164,100	3,026,600	48,500	56,000				
B04	Local Road - Maintenance and Improvement	16,134,900	16,134,900	3,074,200	3,074,200	15,887,300	15,634,200	3,036,500	3,038,000				
B05	Public Lighting	5,590,700	5,590,700	608,800	608,800	5,407,700	5,306,800	595,600	596,100				
B06	Traffic Management Improvement	2,745,100	2,745,100	88,900	88,900	2,537,800	2,556,900	78,400	81,900				
B07	Road Safety Engineering Improvement	2,278,700	2,278,700	91,800	91,800	2,080,200	2,090,800	72,300	123,600				
B08	Road Safety Promotion & Education	1,911,600	1,911,600	64,700	64,700	1,896,600	1,870,200	49,900	51,500				
B09	Maintenance & Management of Car Parking	463,000	463,000	512,000	512,000	470,700	469,600	462,000	368,500				
B10	Support to Roads Capital Prog	1,020,700	1,020,700	32,100	32,100	992,700	911,500	22,800	23,500				
B11	Agency & Recoupable Services	115,300	115,300	417,000	417,000	103,400	109,300	417,000	397,000				
Division B Total		33,641,000	33,641,000	5,146,500	5,146,500	32,893,000	33,028,300	5,030,000	5,643,200				

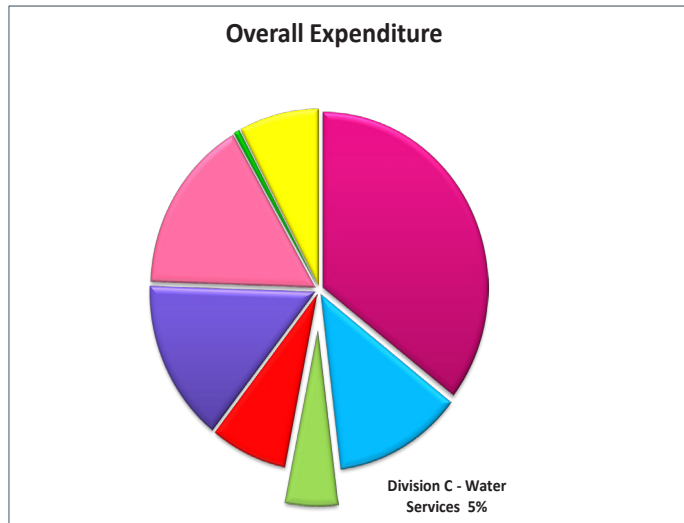
Table F - Expenditure				
Division B - Road Transport & Safety				
Expenditure by Service and Sub-Service	2021		2020	
	Adopted by Council €	Estimated by Chief Executive €	Adopted by Council €	Estimated Outturn €
B0101 NP - Surface Dressing	-	-	-	-
B0102 NP - Pavement Overlay/Reconstruction	-	-	-	-
B0103 NP - Winter Maintenance	-	-	-	-
B0104 NP - Bridge Maintenance (Eirspan)	-	-	-	-
B0105 NP - General Maintenance	-	-	-	-
B0106 NP - General Improvements Works	-	-	-	-
B0199 Service Support Costs	-	-	-	-
B01 NP Road - Maintenance and Improvement	-	-	-	-
B0201 NS - Surface Dressing	-	-	-	-
B0202 NS - Overlay/Reconstruction	-	-	-	-
B0203 NS - Overlay/Reconstruction – Urban	-	-	-	-
B0204 NS - Winter Maintenance	29,700	29,700	27,500	35,400
B0205 NS - Bridge Maintenance (Eirspan)	-	-	-	-
B0206 NS - General Maintenance - Urban	290,600	290,600	305,600	997,100
B0207 NS - General Improvement Works	-	-	-	-
B0299 Service Support Costs	17,900	17,900	19,400	19,900
B02 NS Road - Maintenance and Improvement	338,200	338,200	352,500	1,052,400
B0301 Regional Roads Surface Dressing	-	-	-	-
B0302 Reg Rd Surface Rest/Road Reconstruction/Overlay	-	-	-	-
B0303 Regional Road Winter Maintenance	147,000	147,000	135,400	177,300
B0304 Regional Road Bridge Maintenance	-	-	-	-
B0305 Regional Road General Maintenance Works	2,402,300	2,402,300	2,500,400	2,307,300
B0306 Regional Road General Improvement Works	-	-	-	-
B0399 Service Support Costs	493,500	493,500	528,300	542,000
B03 Regional Road - Maintenance and Improvement	3,042,800	3,042,800	3,164,100	3,026,600
B0401 Local Road Surface Dressing	-	-	-	-
B0402 Local Rd Surface Rest/Road Reconstruction/Overlay	-	-	-	-
B0403 Local Roads Winter Maintenance	121,000	121,000	110,400	150,300
B0404 Local Roads Bridge Maintenance	185,000	185,000	120,000	125,000
B0405 Local Roads General Maintenance Works	14,118,100	14,118,100	13,945,500	13,587,200
B0406 Local Roads General Improvement Works	264,000	264,000	264,000	286,300
B0499 Service Support Costs	1,446,800	1,446,800	1,447,400	1,485,400
B04 Local Road - Maintenance and Improvement	16,134,900	16,134,900	15,887,300	15,634,200
B0501 Public Lighting Operating Costs	3,590,800	3,590,800	3,445,900	3,344,800
B0502 Public Lighting Improvement	1,650,000	1,650,000	1,650,000	1,650,000
B0599 Service Support Costs	349,900	349,900	311,800	312,000
B05 Public Lighting	5,590,700	5,590,700	5,407,700	5,306,800

Table F - Expenditure				
Division B - Road Transport & Safety				
Expenditure by Service and Sub-Service	2021		2020	
	Adopted by Council €	Estimated by Chief Executive €	Adopted by Council €	Estimated Outturn €
B0601 Traffic Management	206,900	206,900	175,000	176,800
B0602 Traffic Maintenance	2,034,900	2,034,900	1,922,600	1,937,700
B0603 Traffic Improvement Measures	100,000	100,000	100,000	100,000
B0699 Service Support Costs	403,300	403,300	340,200	342,400
B06 Traffic Management Improvement	2,745,100	2,745,100	2,537,800	2,556,900
B0701 Low Cost Remedial Measures	1,690,100	1,690,100	1,508,300	1,510,700
B0702 Other Engineering Improvements	115,000	115,000	115,000	115,000
B0799 Service Support Costs	473,600	473,600	456,900	465,100
B07 Road Safety Engineering Improvement	2,278,700	2,278,700	2,080,200	2,090,800
B0801 School Wardens	1,095,700	1,095,700	1,174,700	1,151,600
B0802 Publicity and Promotion Road Safety	-	-	-	-
B0899 Service Support Costs	815,900	815,900	721,900	718,600
B08 Road Safety Promotion & Education	1,911,600	1,911,600	1,896,600	1,870,200
B0901 Maintenance and Management of Car Parks	56,000	56,000	39,500	39,500
B0902 Operation of Street Parking	398,000	398,000	419,900	419,200
B0903 Parking Enforcement	-	-	-	-
B0999 Service Support Costs	9,000	9,000	11,300	10,900
B09 Maintenance & Management of Car Parking	463,000	463,000	470,700	469,600
B1001 Administration of Roads Capital Programme	623,800	623,800	605,800	520,900
B1099 Service Support Costs	396,900	396,900	386,900	390,600
B10 Support to Roads Capital Prog	1,020,700	1,020,700	992,700	911,500
B1101 Agency & Recoupable Service	115,100	115,100	103,000	108,900
B1199 Service Support Costs	200	200	400	400
B11 Agency & Recoupable Services	115,300	115,300	103,400	109,300
Division B Total	33,641,000	33,641,000	32,893,000	33,028,300

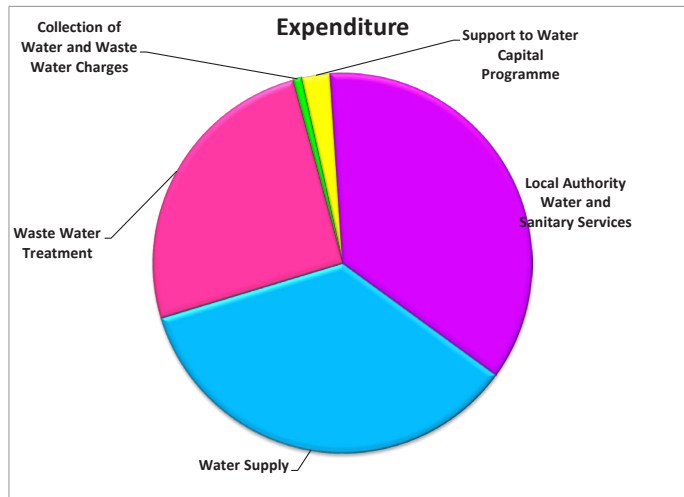
Table F - Income				
Division B - Road Transport & Safety				
Income by Source	2021		2020	
	Adopted by Council €	Estimated by Chief Executive €	Adopted by Council €	Estimated Outturn €
Government Grants & Subsidies				
Housing, Local Government & Heritage	2,886,900	2,886,900	2,886,900	2,886,900
TII Transport Infrastructure Ireland	775,000	775,000	825,000	1,485,000
Media, Tourism, Art, Culture, Sport & the Gaeltacht	-	-	-	-
National Transport Authority	5,000	5,000	5,000	55,000
Transport	-	-	-	-
Community, Rural Development & the Islands	-	-	-	-
Other	-	-	-	-
Total Government Grants & Subsidies	3,666,900	3,666,900	3,716,900	4,426,900
Goods & Services				
Parking Fines & Charges	512,000	512,000	462,000	368,500
Superannuation	253,800	253,800	269,100	265,600
Agency Services & Repayable Works	-	-	-	-
Local Authority Contributions	-	-	-	-
Other income	713,800	713,800	582,000	582,200
Total Goods & Services	1,479,600	1,479,600	1,313,100	1,216,300
Division B Total	5,146,500	5,146,500	5,030,000	5,643,200

Division C - Water Services

Division	Amount	%
Division A - Housing and Building	95,183,900	36%
Division B - Road Transport & Safety	33,641,000	13%
Division C - Water Services	13,620,000	5%
Division D - Development Management	20,172,100	8%
Division E - Environmental Services	39,812,800	15%
Division F - Recreation and Amenity	43,249,500	16%
Division G - Agriculture, Education, Health & Welfare	1,599,900	1%
Division H - Miscellaneous Services	20,740,700	8%
Grand Total	268,019,900	100%



How the Division is Spent	Amount	%
Water Supply	4,810,700	35%
Waste Water Treatment	3,468,700	25%
Collection of Water and Waste Water Charges	105,300	1%
Admin of Group and Private Installations	0	0%
Support to Water Capital Programme	323,200	2%
Agency & Recoupable Services	0	0%
Local Authority Water and Sanitary Services	4,912,100	36%
Grand Total	13,620,000	100%



How the Division is Funded	Amount	%
Irish Water	8,362,100	61%
Grants DoHLG&H	464,300	3%
Miscellaneous Inc - Goods & Services	180,100	1%
Superannuation	219,000	2%
Rates & Discretionary LPT	4,394,500	32%
Grand Total	13,620,000	100%

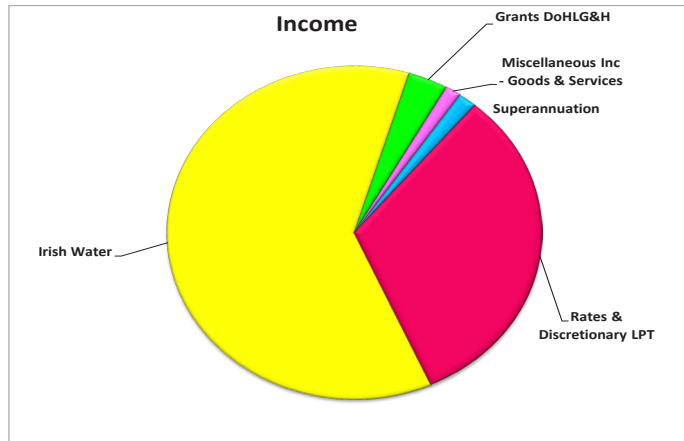


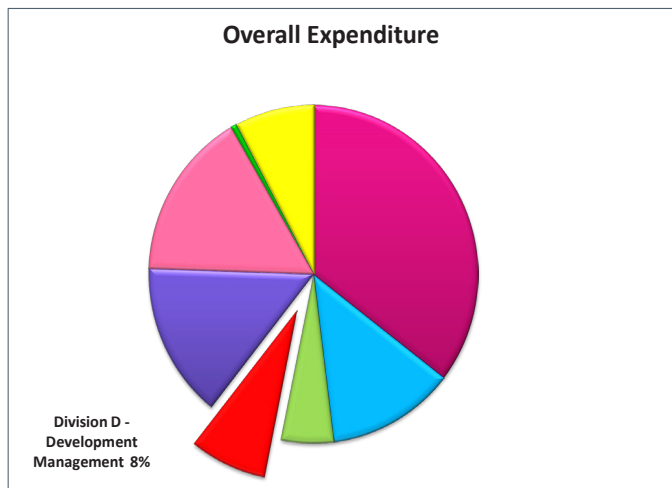
TABLE B: Expenditure and Income for 2021 and Estimated Outturn for 2020										
Division & Services	2021				2020					
	Expenditure		Income		Expenditure		Income			
	Adopted by Council €	Estimated by Chief Executive €	Adopted by Council €	Estimated by Chief Executive €	Adopted by Council €	Estimated Outturn €	Adopted by Council €	Estimated Outturn €	Adopted by Council €	Estimated Outturn €
C Water Services										
C01 Water Supply	4,810,700	4,810,700	4,810,700	4,810,700	4,964,000	4,495,000	4,964,000	4,495,000	4,964,000	4,495,000
C02 Waste Water Treatment	3,468,700	3,468,700	3,468,700	3,468,700	3,671,700	3,448,900	3,671,700	3,448,900	3,671,700	3,448,900
C03 Collection of Water and Waste Water Charges	105,300	105,300	105,300	105,300	112,700	101,600	112,700	101,600	112,700	101,600
C04 Public Conveniences	-	-	-	-	-	-	-	-	-	-
C05 Admin of Group and Private Installations	-	-	-	-	-	-	-	-	-	-
C06 Support to Water Capital Programme	323,200	323,200	323,200	323,200	329,200	276,900	329,200	276,900	329,200	276,900
C07 Agency & Recoupable Services	-	-	-	-	-	-	-	-	-	-
C08 Local Authority Water and Sanitary Services	4,912,100	4,912,100	517,600	517,600	4,611,700	4,645,400	511,500	4,645,400	511,500	510,200
Division C Total	13,620,000	13,620,000	9,225,500	9,225,500	13,689,300	12,967,800	9,589,100	12,967,800	9,589,100	8,832,600

Table F - Expenditure				
Division C - Water Services				
Expenditure by Service and Sub-Service	2021		2020	
	Adopted by Council €	Estimated by Chief Executive €	Adopted by Council €	Estimated Outturn €
C0101 Water Plants and Networks	3,349,700	3,349,700	3,473,400	2,964,900
C0199 Service Support Costs	1,461,000	1,461,000	1,490,600	1,530,100
C01 Water Supply	4,810,700	4,810,700	4,964,000	4,495,000
C0201 Waste Plants and Networks	2,539,500	2,539,500	2,734,000	2,478,500
C0299 Service Support Costs	929,200	929,200	937,700	970,400
C02 Waste Water Treatment	3,468,700	3,468,700	3,671,700	3,448,900
C0301 Debt Management Water and Waste Water	66,400	66,400	76,500	64,800
C0399 Service Support Costs	38,900	38,900	36,200	36,800
C03 Collection of Water and Waste Water Charges	105,300	105,300	112,700	101,600
C0401 Operation and Maintenance of Public Conveniences	-	-	-	-
C0499 Service Support Costs	-	-	-	-
C04 Public Conveniences	-	-	-	-
C0501 Grants for Individual Installations	-	-	-	-
C0502 Grants for Water Group Schemes	-	-	-	-
C0503 Grants for Waste Water Group Schemes	-	-	-	-
C0504 Group Water Scheme Subsidies	-	-	-	-
C0599 Service Support Costs	-	-	-	-
C05 Admin of Group and Private Installations	-	-	-	-
C0601 Technical Design and Supervision	199,000	199,000	189,600	136,100
C0699 Service Support Costs	124,200	124,200	139,600	140,800
C06 Support to Water Capital Programme	323,200	323,200	329,200	276,900
C0701 Agency & Recoupable Service	-	-	-	-
C0799 Service Support Costs	-	-	-	-
C07 Agency & Recoupable Services	-	-	-	-
C0801 Local Authority Water Services	456,300	456,300	468,100	468,100
C0802 Local Authority Sanitary Services	3,932,700	3,932,700	3,759,900	3,789,800
C0899 Local Authority Service Support Costs	523,100	523,100	383,700	387,500
C08 Local Authority Water and Sanitary Services	4,912,100	4,912,100	4,611,700	4,645,400
Division C Total	13,620,000	13,620,000	13,689,300	12,967,800

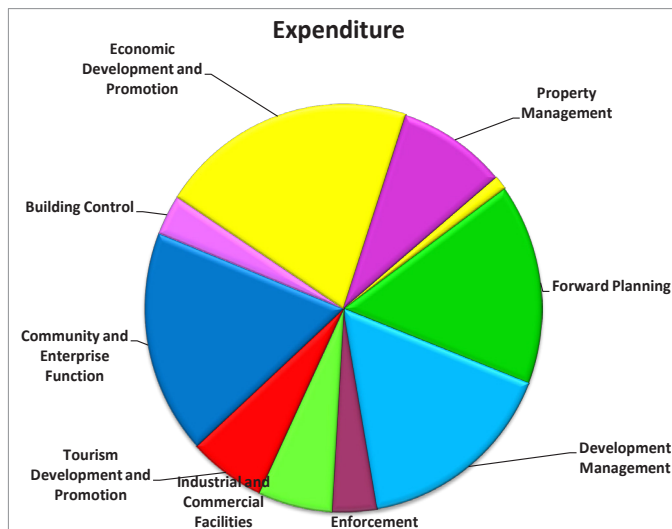
Table F - Income				
Division C - Water Services				
Income by Source	2021		2020	
	Adopted by Council €	Estimated by Chief Executive €	Adopted by Council €	Estimated Outturn €
Government Grants & Subsidies				
Housing, Local Government & Heritage	464,300	464,300	476,100	476,100
Other	-	-	-	-
Total Government Grants & Subsidies	464,300	464,300	476,100	476,100
Goods & Services				
Irish Water	8,362,100	8,362,100	8,814,500	8,051,000
Superannuation	219,000	219,000	234,200	231,000
Agency Services & Repayable Works	10,000	10,000	10,000	8,000
Local Authority Contributions	-	-	-	-
Other income	170,100	170,100	54,300	66,500
Total Goods & Services	8,761,200	8,761,200	9,113,000	8,356,500
Division C Total	9,225,500	9,225,500	9,589,100	8,832,600

Division D - Development Management

Division	Amount	%
Division A - Housing and Building	95,183,900	36%
Division B - Road Transport & Safety	33,641,000	13%
Division C - Water Services	13,620,000	5%
Division D - Development Management	20,172,100	8%
Division E - Environmental Services	39,812,800	15%
Division F - Recreation and Amenity	43,249,500	16%
Division G - Agriculture, Education, Health & Welfare	1,599,900	1%
Division H - Miscellaneous Services	20,740,700	8%
Grand Total	268,019,900	100%



How the Division is Spent	Amount	%
Forward Planning	3,225,700	16%
Development Management	3,298,700	16%
Enforcement	726,500	4%
Industrial and Commercial Facilities	1,210,200	6%
Tourism Development and Promotion	1,265,700	6%
Community and Enterprise Function	3,588,100	18%
Building Control	644,000	3%
Economic Development and Promotion	4,209,300	21%
Property Management	1,778,600	9%
Heritage and Conservation Services	223,300	1%
Agency and Recoupable Services	2,000	0%
Grand Total	20,172,100	100%



How the Division is Funded	Amount	%
Agency Services	81,000	0%
Grants DoHLG&H	118,000	1%
Grants Other	2,694,800	13%
Jobs, Enterprise and innovation	1,558,700	8%
Miscellaneous Inc - Goods & Services	449,600	2%
Planning Fees	1,075,500	5%
Property Rental & Leasing of Land	960,000	5%
Superannuation	204,600	1%
Rates & Discretionary LPT	13,029,900	65%
Grand Total	20,172,100	100%

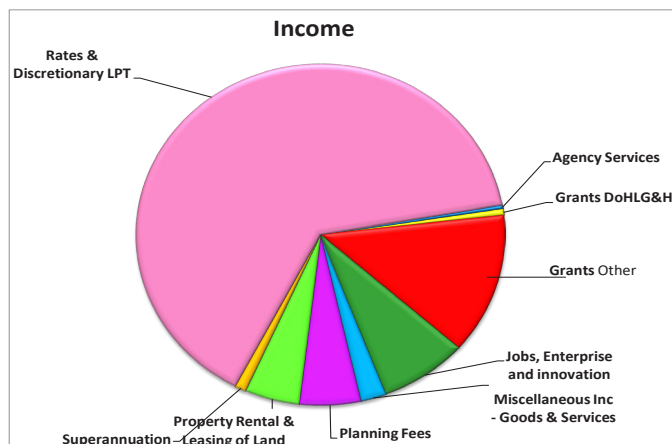


TABLE B: Expenditure and Income for 2021 and Estimated Outturn for 2020									
Division & Services	2021				2020				
	Expenditure		Income		Expenditure		Income		
	Adopted by Council €	Estimated by Chief Executive €	Adopted by Council €	Estimated by Chief Executive €	Adopted by Council €	Estimated by Chief Executive €	Adopted by Council €	Estimated by Chief Executive €	Estimated Outturn €
D Development Management									
D01 Forward Planning	3,225,700	3,225,700	106,100	106,100	3,094,100	2,898,100	85,800	100,900	
D02 Development Management	3,298,700	3,298,700	1,034,100	1,034,100	3,082,000	3,067,400	1,049,400	909,500	
D03 Enforcement	726,500	726,500	33,900	33,900	789,700	709,300	25,200	33,800	
D04 Industrial and Commercial Facilities	1,210,200	1,210,200	239,200	239,200	1,212,600	1,126,800	244,800	239,500	
D05 Tourism Development and Promotion	1,265,700	1,265,700	17,400	17,400	1,541,900	1,545,800	9,400	53,200	
D06 Community and Enterprise Function	3,648,100	3,588,100	2,705,600	2,705,600	3,879,900	4,201,200	2,612,100	3,105,200	
D07 Unfinished Housing Estates	-	-	-	-	-	-	-	-	
D08 Building Control	644,000	644,000	176,300	176,300	647,600	623,400	150,500	156,000	
D09 Economic Development and Promotion	4,189,300	4,209,300	1,763,800	1,763,800	3,923,200	35,816,200	1,494,400	32,361,500	
D10 Property Management	1,778,600	1,778,600	995,800	995,800	1,809,300	1,719,800	970,500	1,275,300	
D11 Heritage and Conservation Services	223,300	223,300	70,000	70,000	222,700	205,500	71,800	81,800	
D12 Agency & Recoupable Services	2,000	2,000	-	-	5,000	2,000	-	-	
Division D Total	20,212,100	20,172,100	7,142,200	7,142,200	20,208,000	51,915,500	6,713,900	38,316,700	

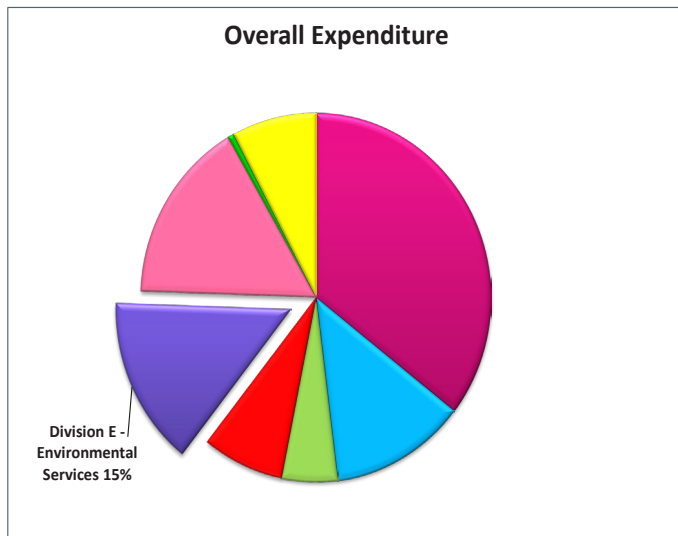
Table F - Expenditure				
Division D - Development Management				
Expenditure by Service and Sub-Service	2021		2020	
	Adopted by Council €	Estimated by Chief Executive €	Adopted by Council €	Estimated Outturn €
D0101 Statutory Plans and Policy	2,134,000	2,134,000	2,138,700	1,926,100
D0199 Service Support Costs	1,091,700	1,091,700	955,400	972,000
D01 Forward Planning	3,225,700	3,225,700	3,094,100	2,898,100
D0201 Planning Control	2,001,500	2,001,500	1,858,200	1,826,900
D0299 Service Support Costs	1,297,200	1,297,200	1,223,800	1,240,500
D02 Development Management	3,298,700	3,298,700	3,082,000	3,067,400
D0301 Enforcement Costs	461,100	461,100	490,300	405,800
D0399 Service Support Costs	265,400	265,400	299,400	303,500
D03 Enforcement	726,500	726,500	789,700	709,300
D0401 Industrial Sites Operation	884,400	884,400	893,900	848,900
D0403 Management of & Contributes to Other Commercial Facs	-	-	-	-
D0404 General Development Promotion Work	54,000	54,000	48,800	3,900
D0499 Service Support Costs	271,800	271,800	269,900	274,000
D04 Industrial and Commercial Facilities	1,210,200	1,210,200	1,212,600	1,126,800
D0501 Tourism Promotion	891,100	891,100	1,389,300	1,335,000
D0502 Tourist Facilities Operations	200,000	200,000	500	56,700
D0599 Service Support Costs	174,600	174,600	152,100	154,100
D05 Tourism Development and Promotion	1,265,700	1,265,700	1,541,900	1,545,800
D0601 General Community & Enterprise Expenses	2,844,900	2,844,900	3,139,600	3,479,400
D0602 RAPID Costs	-	-	-	-
D0603 Social Inclusion	540,700	480,700	483,100	461,100
D0699 Service Support Costs	262,500	262,500	257,200	260,700
D06 Community and Enterprise Function	3,648,100	3,588,100	3,879,900	4,201,200
D0701 Unfinished Housing Estates	-	-	-	-
D0799 Service Support Costs	-	-	-	-
D07 Unfinished Housing Estates	-	-	-	-
D0801 Building Control Inspection Costs	500	500	500	500
D0802 Building Control Enforcement Costs	415,200	415,200	416,800	389,300
D0899 Service Support Costs	228,300	228,300	230,300	233,600
D08 Building Control	644,000	644,000	647,600	623,400

Table F - Expenditure				
Division D - Development Management				
Expenditure by Service and Sub-Service	2021		2020	
	Adopted by Council €	Estimated by Chief Executive €	Adopted by Council €	Estimated Outturn €
D0901 Urban and Village Renewal	-	-	-	-
D0902 EU Projects	-	-	-	-
D0903 Town Twinning	-	20,000	20,000	-
D0904 European Office	-	-	-	-
D0905 Economic Development & Promotion	1,983,900	1,983,900	1,979,200	3,063,000
D0906 Jobs, Enterprise & Innovation	1,780,900	1,780,900	1,539,100	32,365,600
D0999 Service Support Costs	424,500	424,500	384,900	387,600
D09 Economic Development and Promotion	4,189,300	4,209,300	3,923,200	35,816,200
D1001 Property Management Costs	1,562,100	1,562,100	1,582,500	1,490,000
D1099 Service Support Costs	216,500	216,500	226,800	229,800
D10 Property Management	1,778,600	1,778,600	1,809,300	1,719,800
D1101 Heritage Services	18,500	18,500	18,100	18,000
D1102 Conservation Services	178,000	178,000	182,600	165,200
D1103 Conservation Grants	-	-	-	-
D1199 Service Support Costs	26,800	26,800	22,000	22,300
D11 Heritage and Conservation Services	223,300	223,300	222,700	205,500
D1201 Agency & Recoupable Service	2,000	2,000	5,000	2,000
D1299 Service Support Costs	-	-	-	-
D12 Agency & Recoupable Services	2,000	2,000	5,000	2,000
Division D Total	20,212,100	20,172,100	20,208,000	51,915,500

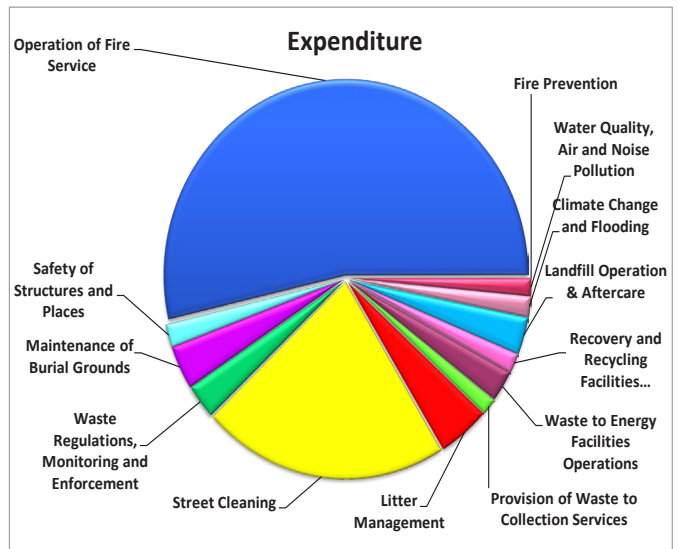
Table F - Income				
Division D - Development Management				
Income by Source	2021		2020	
	Adopted by Council €	Estimated by Chief Executive €	Adopted by Council €	Estimated Outturn €
Government Grants & Subsidies				
Housing, Local Government & Heritage	118,000	118,000	118,000	128,000
Media, Tourism, Art, Culture, Sport & the Gaeltacht	-	-	-	-
Enterprise, Trade & Employment	1,558,700	1,558,700	1,279,200	32,036,100
Community, Rural Development & the Islands	2,485,100	2,485,100	2,398,400	2,782,600
Other	209,700	209,700	169,700	332,600
Total Government Grants & Subsidies	4,371,500	4,371,500	3,965,300	35,279,300
Goods & Services				
Planning Fees	1,075,500	1,075,500	1,105,500	967,200
Superannuation	204,600	204,600	205,400	202,700
Agency Services & Repayable Works	81,000	81,000	81,000	81,000
Local Authority Contributions	3,500	3,500	3,500	3,500
Other income	1,406,100	1,406,100	1,353,200	1,783,000
Total Goods & Services	2,770,700	2,770,700	2,748,600	3,037,400
Division D Total	7,142,200	7,142,200	6,713,900	38,316,700

Division E - Environmental Services

Division	Amount	%
Division A - Housing and Building	95,183,900	36%
Division B - Road Transport & Safety	33,641,000	13%
Division C - Water Services	13,620,000	5%
Division D - Development Management	20,172,100	8%
Division E - Environmental Services	39,812,800	15%
Division F - Recreation and Amenity	43,249,500	16%
Division G - Agriculture, Education, Health & Welfare	1,599,900	1%
Division H - Miscellaneous Services	20,740,700	8%
Grand Total	268,019,900	100%



How the Division is Spent	Amount	%
Landfill Operation & Aftercare	1,225,300	3%
Recovery and Recycling Facilities Operations	634,800	2%
Waste to Energy Facilities Operations	1,034,100	3%
Provision of Waste to Collection Services	537,600	1%
Litter Management	1,815,400	5%
Street Cleaning	8,674,100	22%
Waste Regulations, Monitoring and Enforcement	1,144,000	3%
Maintenance of Burial Grounds	1,437,000	4%
Safety of Structures and Places	753,400	2%
Operation of Fire Service	21,324,900	54%
Fire Prevention	6,200	0%
Water Quality, Air and Noise Pollution	557,300	1%
Climate Change and Flooding	668,700	2%
Grand Total	39,812,800	98%



How the Division is Funded	Amount	%
Grants Other	706,700	2%
Superannuation	229,100	1%
Fire Charges	750,000	2%
Contributions from other LAs	1,180,100	3%
Miscellaneous Inc - Goods & Services	2,443,300	6%
Rates & Discretionary LPT	34,503,600	87%
Grand Total	39,812,800	100%

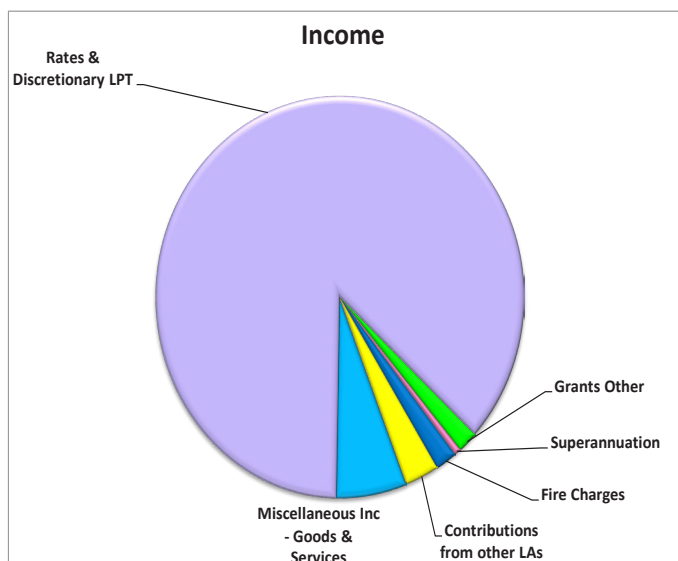


TABLE B: Expenditure and Income for 2021 and Estimated Outturn for 2020

Division & Services	2021				2020			
	Expenditure		Income		Expenditure		Income	
	Adopted by Council €	Estimated by Chief Executive €	Adopted by Council €	Estimated by Chief Executive €	Adopted by Council €	Estimated Outturn €	Adopted by Council €	Estimated Outturn €
E Environmental Services								
E01 Landfill Operation & Aftercare	1,225,300	1,225,300	880,300	880,300	955,600	1,032,000	796,200	872,100
E02 Recovery and Recycling Facilities Operations	634,800	634,800	234,100	234,100	554,600	624,300	232,900	302,900
E03 Waste to Energy Facilities Operations	1,034,100	1,034,100	1,025,100	1,025,100	1,034,300	1,034,200	1,150,100	1,353,000
E04 Provision of Waste to Collection Services	537,600	537,600	441,200	441,200	572,400	530,000	434,500	424,500
E05 Litter Management	1,815,400	1,815,400	183,800	183,800	1,660,600	1,669,300	162,100	169,400
E06 Street Cleaning	8,674,100	8,674,100	246,400	246,400	8,250,100	8,688,500	162,400	167,700
E07 Waste Regulations, Monitoring and Enforcement	1,144,000	1,144,000	690,300	690,300	1,180,500	1,097,300	436,500	666,400
E08 Waste Management Planning	-	-	-	-	-	-	-	-
E09 Maintenance of Burial Grounds	1,437,000	1,437,000	742,600	742,600	1,521,500	1,372,000	734,900	736,100
E10 Safety of Structures and Places	753,400	753,400	68,900	68,900	753,500	723,100	65,000	65,300
E11 Operation of Fire Service	21,324,900	21,324,900	-	-	20,602,000	21,478,000	-	-
E12 Fire Prevention	6,200	6,200	750,000	750,000	10,000	6,000	750,000	675,000
E13 Water Quality, Air and Noise Pollution	557,300	557,300	8,700	8,700	491,500	403,500	3,600	3,700
E14 Agency & Recoupable Services	-	-	-	-	-	-	-	-
E15 Climate Change and Flooding	668,700	668,700	37,800	37,800	635,100	650,100	5,900	36,100
Division E Total	39,812,800	39,812,800	5,309,200	5,309,200	38,221,700	39,308,300	4,934,100	5,472,200

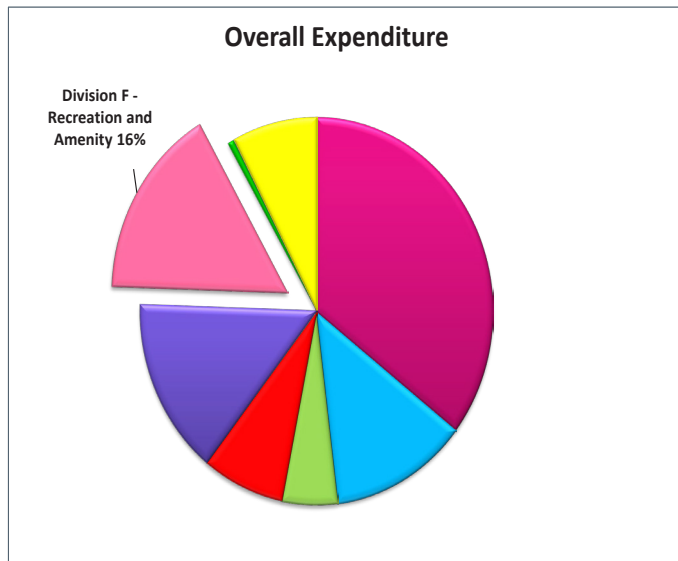
Table F - Expenditure				
Division E - Environmental Services				
Expenditure by Service and Sub-Service	2021		2020	
	Adopted by Council €	Estimated by Chief Executive €	Adopted by Council €	Estimated Outturn €
E0101 Landfill Operations	825,800	825,800	848,200	823,900
E0102 Contribution to other LAs - Landfill Facilities	-	-	-	-
E0103 Landfill Aftercare Costs.	300,100	300,100	-	100,000
E0104 Provision of Landfill (financing/loan costs)	-	-	-	-
E0199 Service Support Costs	99,400	99,400	107,400	108,100
E01 Landfill Operation & Aftercare	1,225,300	1,225,300	955,600	1,032,000
E0201 Recycling Facilities Operations	49,400	49,400	36,000	40,600
E0202 Bring Centres Operations	375,000	375,000	310,000	375,000
E0203 Provision of Bring Centres (financing/loan costs)	-	-	-	-
E0204 Other Recycling Services	193,500	193,500	193,500	193,500
E0299 Service Support Costs	16,900	16,900	15,100	15,200
E02 Recovery and Recycling Facilities Operations	634,800	634,800	554,600	624,300
E0301 Waste to Energy Facilities Operations	1,033,900	1,033,900	1,033,900	1,033,900
E0399 Service Support Costs	200	200	400	300
E03 Waste to Energy Facilities Operations	1,034,100	1,034,100	1,034,300	1,034,200
E0401 Recycling Waste Collection Services	-	-	29,100	-
E0402 Organic Waste Collection Services	121,600	121,600	121,700	121,700
E0403 Residual Waste Collection Services	-	-	-	-
E0404 Commercial Waste Collection Services	-	-	-	-
E0406 Contribution to Waste Collection Services	-	-	-	-
E0407 Other Costs Waste Collection	405,100	405,100	410,000	396,200
E0499 Service Support Costs	10,900	10,900	11,600	12,100
E04 Provision of Waste to Collection Services	537,600	537,600	572,400	530,000
E0501 Litter Warden Service	778,800	778,800	741,900	754,100
E0502 Litter Control Initiatives	208,800	208,800	208,800	208,800
E0503 Environmental Awareness Services	270,500	270,500	229,700	220,700
E0599 Service Support Costs	557,300	557,300	480,200	485,700
E05 Litter Management	1,815,400	1,815,400	1,660,600	1,669,300
E0601 Operation of Street Cleaning Service	7,169,400	7,169,400	6,858,000	7,252,800
E0602 Provision and Improvement of Litter Bins	-	-	-	-
E0699 Service Support Costs	1,504,700	1,504,700	1,392,100	1,435,700
E06 Street Cleaning	8,674,100	8,674,100	8,250,100	8,688,500
E0701 Monitoring of Waste Regs (incl Private Landfills)	809,100	809,100	806,500	717,200
E0702 Enforcement of Waste Regulations	-	-	-	-
E0799 Service Support Costs	334,900	334,900	374,000	380,100
E07 Waste Regulations, Monitoring and Enforcement	1,144,000	1,144,000	1,180,500	1,097,300

Table F - Expenditure				
Division E - Environmental Services				
Expenditure by Service and Sub-Service	2021		2020	
	Adopted by Council €	Estimated by Chief Executive €	Adopted by Council €	Estimated Outturn €
E0801 Waste Management Plan	-	-	-	-
E0802 Contrib to Other Bodies Waste Management Planning	-	-	-	-
E0899 Service Support Costs	-	-	-	-
E08 Waste Management Planning	-	-	-	-
E0901 Maintenance of Burial Grounds	1,054,400	1,054,400	1,161,800	1,002,300
E0999 Service Support Costs	382,600	382,600	359,700	369,700
E09 Maintenance of Burial Grounds	1,437,000	1,437,000	1,521,500	1,372,000
E1001 Operation Costs Civil Defence	181,200	181,200	180,000	181,100
E1002 Dangerous Buildings	151,800	151,800	146,900	146,500
E1003 Emergency Planning	83,100	83,100	76,900	59,300
E1004 Derelict Sites	159,000	159,000	171,100	155,800
E1005 Water Safety Operation	7,500	7,500	7,500	7,500
E1099 Service Support Costs	170,800	170,800	171,100	172,900
E10 Safety of Structures and Places	753,400	753,400	753,500	723,100
E1101 Operation of Fire Brigade Service	21,323,000	21,323,000	20,600,000	21,476,100
E1102 Provision of Buildings & Equipment	-	-	-	-
E1103 Fire Services Training	-	-	-	-
E1104 Operation of Ambulance Service	-	-	-	-
E1199 Service Support Costs	1,900	1,900	2,000	1,900
E11 Operation of Fire Service	21,324,900	21,324,900	20,602,000	21,478,000
E1201 Fire Safety Control Cert Costs	6,000	6,000	10,000	6,000
E1202 Fire Prevention and Education	-	-	-	-
E1203 Inspection & Monitoring of Commercial Facilities	-	-	-	-
E1299 Service Support Costs	200	200	-	-
E12 Fire Prevention	6,200	6,200	10,000	6,000
E1301 Water Quality Management	322,300	322,300	271,100	200,300
E1302 Licensing and Monitoring of Air and Noise Quality	159,700	159,700	138,800	121,200
E1399 Service Support Costs	75,300	75,300	81,600	82,000
E13 Water Quality, Air and Noise Pollution	557,300	557,300	491,500	403,500
E1401 Agency & Recoupable Service	-	-	-	-
E1499 Service Support Costs	-	-	-	-
E14 Agency & Recoupable Services	-	-	-	-
E1501 Climate Change and Flooding	592,300	592,300	562,200	576,000
E1599 Service Support Costs	76,400	76,400	72,900	74,100
E15 Climate Change and Flooding	668,700	668,700	635,100	650,100
Division E Total	39,812,800	39,812,800	38,221,700	39,308,300

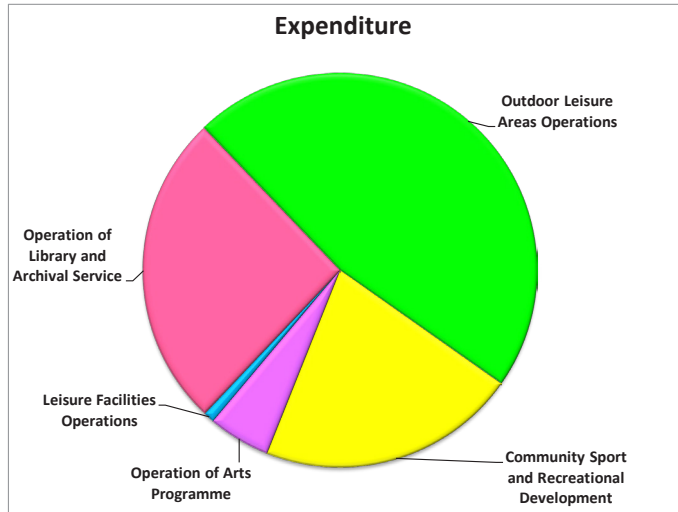
Table F - Income				
Division E - Environmental Services				
Income by Source	2021		2020	
	Adopted by Council €	Estimated by Chief Executive €	Adopted by Council €	Estimated Outturn €
Government Grants & Subsidies				
Housing, Local Government & Heritage	-	-	-	-
Social Protection	-	-	-	-
Defence	-	-	-	-
Climate Action & Communications Networks	635,800	635,800	300,100	621,700
Other	70,900	70,900	60,000	70,900
Total Government Grants & Subsidies	706,700	706,700	360,100	692,600
Goods & Services				
Domestic Refuse Charges	-	-	-	-
Commercial Refuse Charges	-	-	-	-
Landfill Charges	-	-	-	-
Fire Charges	750,000	750,000	750,000	675,000
Superannuation	229,100	229,100	222,600	219,900
Agency Services & Repayable Works	-	-	-	-
Local Authority Contributions	1,180,100	1,180,100	1,273,000	1,491,500
Other income	2,443,300	2,443,300	2,328,400	2,393,200
Total Goods & Services	4,602,500	4,602,500	4,574,000	4,779,600
Division E Total	5,309,200	5,309,200	4,934,100	5,472,200

Division F - Recreation and Amenity

Division	Amount	%
Division A - Housing and Building	95,183,900	36%
Division B - Road Transport & Safety	33,641,000	13%
Division C - Water Services	13,620,000	5%
Division D - Development Management	20,172,100	8%
Division E - Environmental Services	39,812,800	15%
Division F - Recreation and Amenity	43,249,500	16%
Division G - Agriculture, Education, Health & Welfare	1,599,900	1%
Division H - Miscellaneous Services	20,740,700	8%
Grand Total	268,019,900	100%



How the Division is Spent	Amount	%
Leisure Facilities Operations	401,800	1%
Operation of Library and Archival Service	11,171,200	26%
Outdoor Leisure Areas Operations	20,277,200	47%
Community Sport and Recreational Development	9,200,800	21%
Operation of Arts Programme	2,198,500	5%
Grand Total	43,249,500	100%



How the Division is Funded	Amount	%
Grants Other - Recreation and Amenity	3,296,800	8%
Miscellaneous Inc - Goods & Services	970,600	2%
Superannuation	522,000	1%
Recreation & Amenity Activities	382,500	1%
Rates & Discretionary LPT	38,077,600	88%
Grand Total	43,249,500	100%

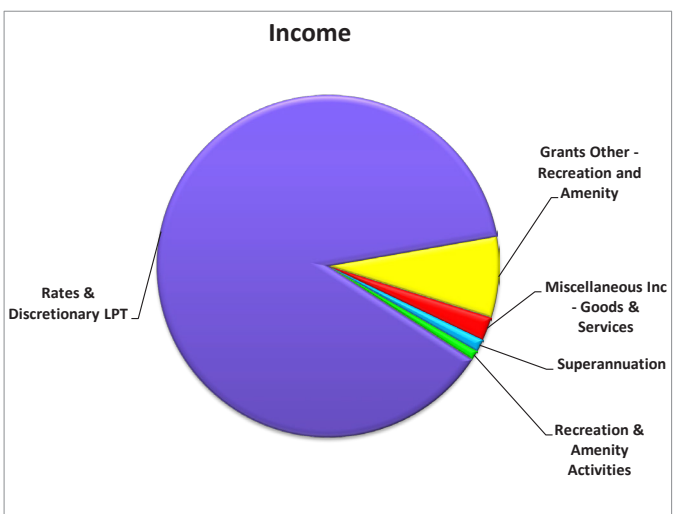


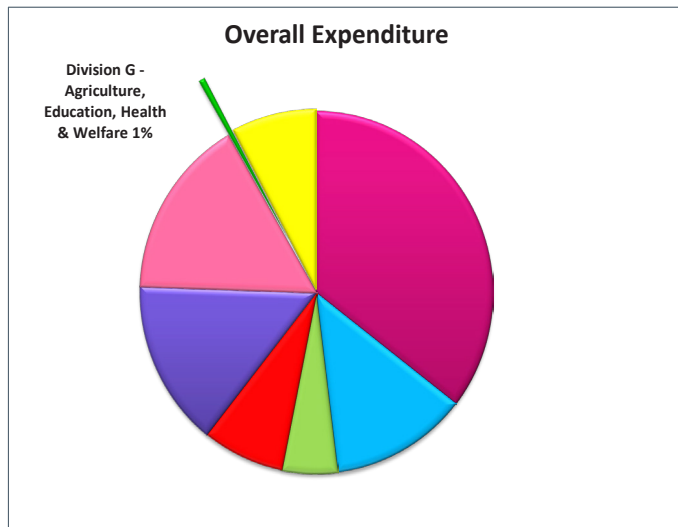
TABLE B: Expenditure and Income for 2021 and Estimated Outturn for 2020							
Division & Services	2021				2020		
	Expenditure		Income		Expenditure		Income
	Adopted by Council €	Estimated by Chief Executive €	Adopted by Council €	Estimated by Chief Executive €	Adopted by Council €	Estimated Outturn €	Adopted by Council €
F Recreation and Amenity							
F01 Leisure Facilities Operations	401,800	401,800	150,000	150,000	527,500	495,900	150,000
F02 Operation of Library and Archival Service	11,171,200	11,171,200	433,500	433,500	10,939,600	10,646,900	396,900
F03 Outdoor Leisure Areas Operations	20,277,200	20,277,200	617,700	617,700	20,873,400	20,334,500	485,700
F04 Community Sport and Recreational Development	9,200,800	9,200,800	3,321,000	3,321,000	9,685,800	9,554,600	2,739,400
F05 Operation of Arts Programme	2,248,500	2,198,500	649,700	649,700	2,183,600	2,344,900	817,900
F06 Agency & Recoupable Services	-	-	-	-	-	-	-
Division F Total	43,299,500	43,249,500	5,171,900	5,171,900	44,209,900	43,376,800	4,589,900

Table F - Expenditure				
Division F - Recreation and Amenity				
Expenditure by Service and Sub-Service	2021		2020	
	Adopted by Council €	Estimated by Chief Executive €	Adopted by Council €	Estimated Outturn €
F0101 Leisure Facilities Operations	282,000	282,000	293,500	282,000
F0102 Provision/Improvement of Leisure Facilities	-	-	-	-
F0103 Contribution to External Bodies Leisure Facilities	118,000	118,000	231,900	211,900
F0199 Service Support Costs	1,800	1,800	2,100	2,000
F01 Leisure Facilities Operations	401,800	401,800	527,500	495,900
F0201 Library Service Operations	7,124,800	7,124,800	7,147,900	6,918,000
F0202 Archive Service	-	-	-	-
F0204 Purchase of Books, CD's etc.	880,000	880,000	830,000	730,000
F0205 Contributions to Library Organisations	-	-	-	-
F0299 Service Support Costs	3,166,400	3,166,400	2,961,700	2,998,900
F02 Operation of Library and Archival Service	11,171,200	11,171,200	10,939,600	10,646,900
F0301 Parks, Pitches and Open Spaces	15,884,200	15,884,200	16,658,300	15,953,100
F0302 Playgrounds	937,800	937,800	884,800	949,400
F0303 Beaches	-	-	-	-
F0399 Service Support Costs	3,455,200	3,455,200	3,330,300	3,432,000
F03 Outdoor Leisure Areas Operations	20,277,200	20,277,200	20,873,400	20,334,500
F0401 Community Grants	1,094,000	1,094,000	1,095,000	970,500
F0402 Operation of Sports Hall/Stadium	130,000	130,000	130,000	130,000
F0403 Community Facilities	5,786,100	5,786,100	5,798,900	6,203,200
F0404 Recreational Development	1,047,600	1,047,600	1,387,000	957,900
F0499 Service Support Costs	1,143,100	1,143,100	1,274,900	1,293,000
F04 Community Sport and Recreational Development	9,200,800	9,200,800	9,685,800	9,554,600
F0501 Administration of the Arts Programme	1,725,800	1,675,800	1,687,600	1,838,600
F0502 Contributions to other Bodies Arts Programme	182,000	182,000	187,000	187,600
F0503 Museums Operations	-	-	-	-
F0504 Heritage/Interpretive Facilities Operations	91,000	91,000	83,000	87,000
F0505 Festivals & Concerts	-	-	-	-
F0599 Service Support Costs	249,700	249,700	226,000	231,700
F05 Operation of Arts Programme	2,248,500	2,198,500	2,183,600	2,344,900
F0601 Agency & Recoupable Service	-	-	-	-
F0699 Service Support Costs	-	-	-	-
F06 Agency & Recoupable Services	-	-	-	-
Division F Total	43,299,500	43,249,500	44,209,900	43,376,800

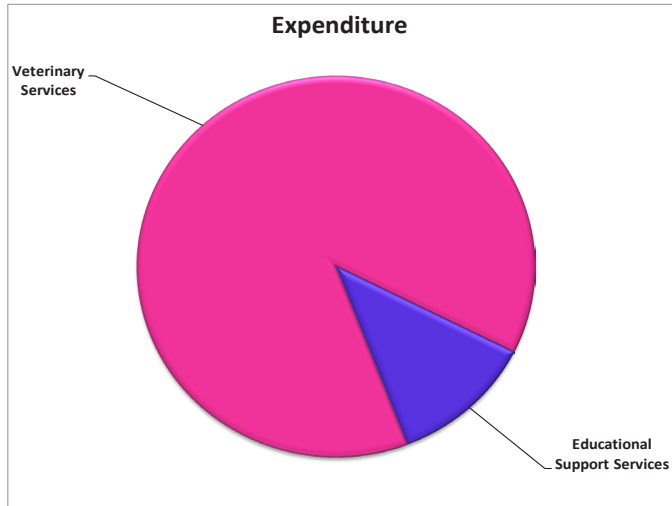
Table F - Income				
Division F - Recreation and Amenity				
Income by Source	2021		2020	
	Adopted by Council €	Estimated by Chief Executive €	Adopted by Council €	Estimated Outturn €
Government Grants & Subsidies				
Housing, Local Government & Heritage	-	-	-	32,300
Education	-	-	-	-
Media, Tourism, Art, Culture, Sport & the Gaeltacht	180,800	180,800	119,000	368,500
Social Protection	1,960,700	1,960,700	1,990,000	1,522,500
Library Council	-	-	-	-
Arts Council	52,000	52,000	60,000	52,000
Transport	-	-	-	-
Community, Rural Development & the Islands	83,900	83,900	83,900	106,000
Other	1,019,400	1,019,400	1,012,100	980,900
Total Government Grants & Subsidies	3,296,800	3,296,800	3,265,000	3,062,200
Goods & Services				
Recreation/Amenity/Culture	382,500	382,500	477,100	323,000
Superannuation	522,000	522,000	556,400	549,300
Agency Services & Repayable Works	-	-	-	-
Local Authority Contributions	-	-	-	15,000
Other income	970,600	970,600	801,800	640,400
Total Goods & Services	1,875,100	1,875,100	1,835,300	1,527,700
Division F Total	5,171,900	5,171,900	5,100,300	4,589,900

Division G- Agriculture, Education, Health & Welfare

Division	Amount	%
Division A - Housing and Building	95,183,900	36%
Division B - Road Transport & Safety	33,641,000	13%
Division C - Water Services	13,620,000	5%
Division D - Development Management	20,172,100	8%
Division E - Environmental Services	39,812,800	15%
Division F - Recreation and Amenity	43,249,500	16%
Division G - Agriculture, Education, Health & Welfare	1,599,900	1%
Division H - Miscellaneous Services	20,740,700	8%
Grand Total	268,019,900	100%



How the Division is Spent	Amount	%
Veterinary Services	1,412,300	88%
Educational Support Services	187,600	12%
Grand Total	1,599,900	100%



How the Division is Funded	Amount	%
Grants Other - Agriculture, Education, Health and	425,000	27%
Miscellaneous Inc - Goods & Services	192,900	12%
Superannuation	19,200	1%
Rates & Discretionary LPT	962,800	60%
Grand Total	1,599,900	100%

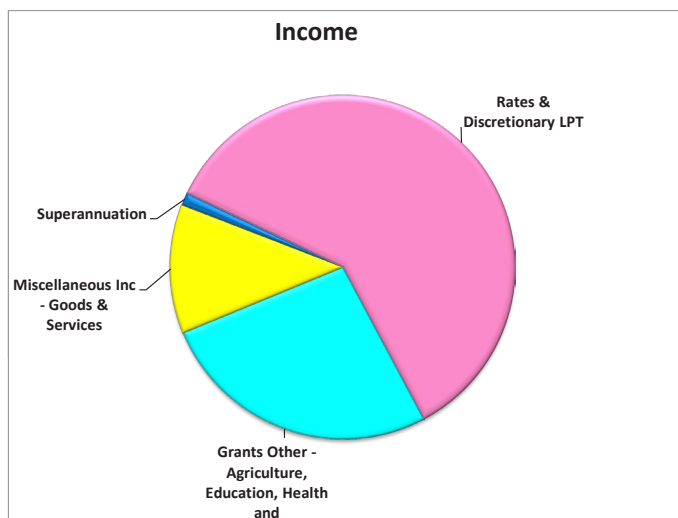


TABLE B: Expenditure and Income for 2021 and Estimated Outturn for 2020									
Division & Services	2021					2020			
	Expenditure		Income			Expenditure		Income	
	Adopted by Council €	Estimated by Chief Executive €	Adopted by Council €	Estimated by Chief Executive €	Adopted by Council €	Estimated Outturn €	Adopted by Council €	Estimated Outturn €	
G Agriculture, Education, Health & Welfare									
G01 Land Drainage Costs	-	-	-	-	-	-	-	-	-
G02 Operation and Maintenance of Piers and Harbours	-	-	-	-	-	-	-	-	-
G03 Coastal Protection	-	-	-	-	-	-	-	-	-
G04 Veterinary Service	1,412,300	1,412,300	582,100	582,100	1,457,200	1,383,500	607,100	574,500	
G05 Educational Support Services	187,600	187,600	55,000	55,000	184,700	146,000	55,000	55,000	
G06 Agency & Recoupable Services	-	-	-	-	-	-	-	-	-
Division G Total	1,599,900	1,599,900	637,100	637,100	1,641,900	1,529,500	662,100	629,500	

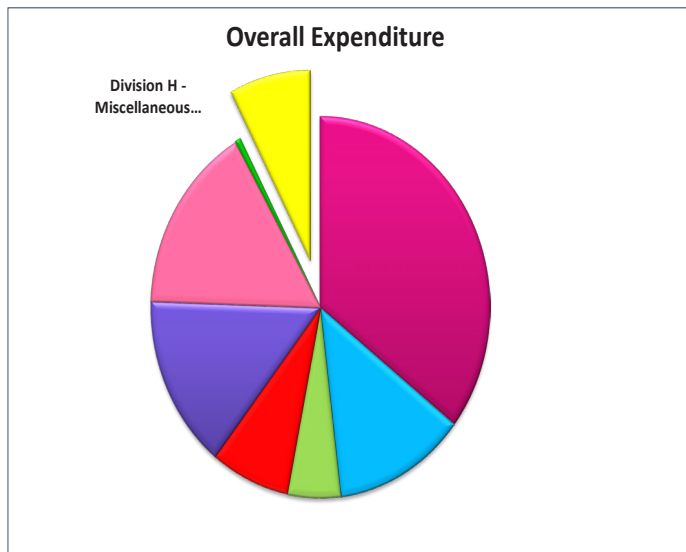
Table F - Expenditure				
Division G - Agriculture, Education, Health & Welfare				
Expenditure by Service and Sub-Service	2021		2020	
	Adopted by Council €	Estimated by Chief Executive €	Adopted by Council €	Estimated Outturn €
G0101 Maintenance of Land Drainage Areas	-	-	-	-
G0102 Contributions to Joint Drainage Bodies	-	-	-	-
G0103 Payment of Agricultural Pensions	-	-	-	-
G0199 Service Support Costs	-	-	-	-
G01 Land Drainage Costs	-	-	-	-
G0201 Operation Piers	-	-	-	-
G0202 Provision of Piers	-	-	-	-
G0203 Operation Harbours	-	-	-	-
G0204 Provision of Harbours	-	-	-	-
G0299 Service Support Costs	-	-	-	-
G02 Operation and Maintenance of Piers and Harbours	-	-	-	-
G0301 General Maintenance - Coastal Regions	-	-	-	-
G0302 Planned Protection of Coastal Regions	-	-	-	-
G0399 Service Support Costs	-	-	-	-
G03 Coastal Protection	-	-	-	-
G0401 Provision of Veterinary Service	-	-	-	-
G0402 Inspection of Abattoirs etc	316,200	316,200	257,300	299,700
G0403 Food Safety	35,900	35,900	94,500	35,900
G0404 Operation of Dog Warden Service	472,300	472,300	457,700	470,500
G0405 Other Animal Welfare Services (incl Horse Control)	269,200	269,200	343,700	267,200
G0499 Service Support Costs	318,700	318,700	304,000	310,200
G04 Veterinary Service	1,412,300	1,412,300	1,457,200	1,383,500
G0501 Payment of Higher Education Grants	-	-	-	-
G0502 Administration Higher Education Grants	-	-	600	-
G0503 Payment of VEC Pensions	-	-	-	-
G0504 Administration VEC Pension	-	-	-	-
G0505 Contribution to VEC	-	-	-	-
G0506 Other Educational Services	52,500	52,500	52,500	52,500
G0507 School Meals	132,000	132,000	128,000	90,000
G0599 Service Support Costs	3,100	3,100	3,600	3,500
G05 Educational Support Services	187,600	187,600	184,700	146,000
G0601 Agency & Recoupable Service	-	-	-	-
G0699 Service Support Costs	-	-	-	-
G06 Agency & Recoupable Services	-	-	-	-
Division G Total	1,599,900	1,599,900	1,641,900	1,529,500

Table F - Income

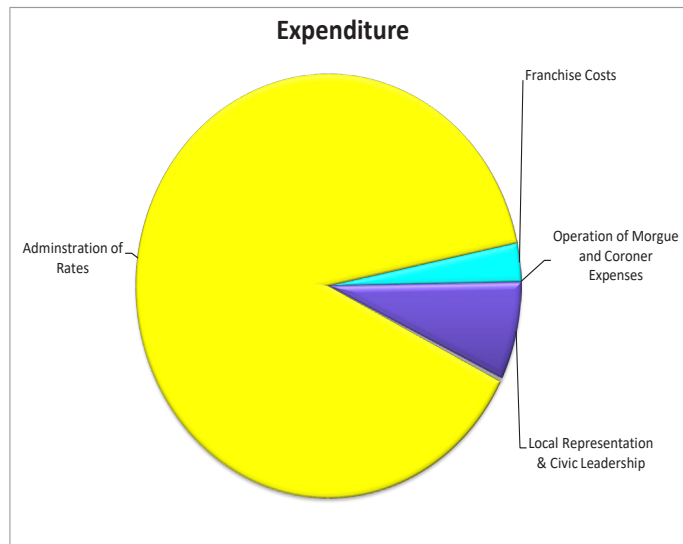
Division G - Agriculture, Education, Health & Welfare				
Income by Source	2021		2020	
	Adopted by Council €	Estimated by Chief Executive €	Adopted by Council €	Estimated Outturn €
Government Grants & Subsidies				
Housing, Local Government & Heritage	-	-	-	-
Media, Tourism, Art, Culture, Sport & the Gaeltacht	-	-	-	-
Education	-	-	-	-
Transport	-	-	-	-
Food Safety Authority of Ireland	300,000	300,000	300,000	300,000
Agriculture & Marine	70,000	70,000	105,000	70,000
Other	55,000	55,000	55,000	55,000
Total Government Grants & Subsidies	425,000	425,000	460,000	425,000
Goods & Services				
Superannuation	19,200	19,200	19,600	19,300
Agency Services & Repayable Works	-	-	-	-
Local Authority Contributions	-	-	-	-
Other income	192,900	192,900	182,500	185,200
Total Goods & Services	212,100	212,100	202,100	204,500
Division G Total	637,100	637,100	662,100	629,500

Division H- Miscellaneous Services

Division	Amount	%
Division A - Housing and Building	95,183,900	36%
Division B - Road Transport & Safety	33,641,000	13%
Division C - Water Services	13,620,000	5%
Division D - Development Management	20,172,100	8%
Division E - Environmental Services	39,812,800	15%
Division F - Recreation and Amenity	43,249,500	16%
Division G - Agriculture, Education, Health & Welfare	1,599,900	1%
Division H - Miscellaneous Services	20,740,700	8%
Grand Total	268,019,900	100%



How the Division is Spent	Amount	%
Profit & Loss Machinery Account	46,700	0%
Administration of Rates	18,525,100	89%
Franchise Costs	603,600	3%
Operation of Morgue and Coroner Expenses	10,200	0%
Local Representation & Civic Leadership	1,538,400	7%
Agency & Recoupable Services	16,700	0%
Grand Total	20,740,700	100%



How the Division is Funded	Amount	%
Contributions from other LAs	56,100	0%
Grants - Miscellaneous Services	4,781,200	23%
Miscellaneous Inc - Goods & Services	3,833,500	18%
NPPR Income & Penalties	750,000	4%
Superannuation	59,700	0%
Rates & Discretionary LPT	11,260,200	54%
Grand Total	20,740,700	100%

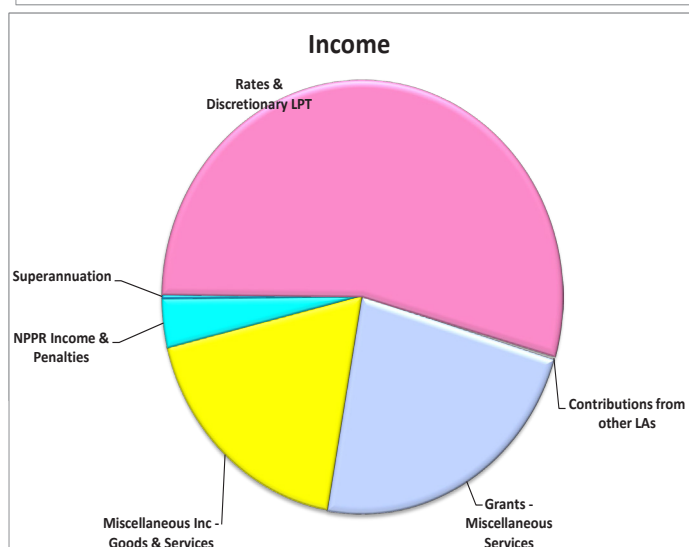


TABLE B: Expenditure and Income for 2021 and Estimated Outturn for 2020										
	2021					2020				
	Expenditure		Income		Estimated by Chief Executive €	Expenditure		Income		Estimated Outturn €
	Adopted by Council €	Estimated by Chief Executive €	Adopted by Council €	Estimated by Chief Executive €		Adopted by Council €	Estimated Outturn €	Adopted by Council €	Estimated Outturn €	
Division & Services										
H Miscellaneous Services										
H01 Profit & Loss Machinery Account	46,700	46,700	46,700	46,700	46,700	36,000	36,800	36,000	36,900	
H02 Profit & Loss Stores Account	-	-	-	-	-	-	-	-	-	
H03 Administration of Rates	18,525,100	18,525,100	3,150,400	3,150,400	3,150,400	15,806,800	69,821,200	565,000	54,953,500	
H04 Franchise Costs	603,600	603,600	14,000	14,000	14,000	550,100	575,200	6,200	10,300	
H05 Operation of Morgue and Coroner Expenses	10,200	10,200	-	-	-	20,200	10,200	-	-	
H06 Weighbridges	-	-	-	-	-	-	-	-	-	
H07 Operation of Markets and Casual Trading	-	-	31,000	31,000	31,000	-	-	30,000	31,000	
H08 Malicious Damage	-	-	-	-	-	-	-	-	-	
H09 Local Representation & Civic Leadership	1,488,400	1,538,400	1,100	1,100	1,100	1,456,300	1,355,400	1,100	1,100	
H10 Motor Taxation	-	-	-	-	-	-	-	-	-	
H11 Agency & Recoupable Services	16,700	16,700	6,237,300	6,237,300	6,237,300	41,800	15,800	5,626,600	5,632,700	
Division H Total	20,690,700	20,740,700	9,480,500	9,480,500	9,480,500	17,911,200	71,814,600	6,264,900	60,665,500	

Table F - Expenditure				
Division H - Miscellaneous Services				
Expenditure by Service and Sub-Service	2021		2020	
	Adopted by Council €	Estimated by Chief Executive €	Adopted by Council €	Estimated Outturn €
H0101 Maintenance of Machinery Service	-	-	-	-
H0102 Plant and Machinery Operations	(439,900)	(439,900)	(506,100)	(506,800)
H0103 Provision of Plant and Machinery	-	-	-	-
H0199 Service Support Costs	486,600	486,600	542,100	543,600
H01 Profit & Loss Machinery Account	46,700	46,700	36,000	36,800
H0201 Purchase of Materials, Stores	-	-	-	-
H0202 Administrative Costs Stores	-	-	-	-
H0203 Upkeep of Buildings, stores	-	-	-	-
H0299 Service Support Costs	-	-	-	-
H02 Profit & Loss Stores Account	-	-	-	-
H0301 Administration of Rates Office	678,300	678,300	677,900	652,600
H0302 Debt Management Service Rates	906,700	906,700	909,500	608,400
H0303 Refunds and Irrecoverable Rates	15,946,700	15,946,700	13,163,700	67,500,000
H0399 Service Support Costs	993,400	993,400	1,055,700	1,060,200
H03 Administration of Rates	18,525,100	18,525,100	15,806,800	69,821,200
H0401 Register of Elector Costs	269,000	269,000	234,400	263,000
H0402 Local Election Costs	103,100	103,100	103,100	100,000
H0499 Service Support Costs	231,500	231,500	212,600	212,200
H04 Franchise Costs	603,600	603,600	550,100	575,200
H0501 Coroner Fees and Expenses	10,000	10,000	20,000	10,000
H0502 Operation of Morgue	-	-	-	-
H0599 Service Support Costs	200	200	200	200
H05 Operation of Morgue and Coroner Expenses	10,200	10,200	20,200	10,200
H0601 Weighbridges Operations	-	-	-	-
H0602 Provision of Weighbridges	-	-	-	-
H0699 Service Support Costs	-	-	-	-
H06 Weighbridges	-	-	-	-
H0701 Operation of Markets	-	-	-	-
H0702 Casual Trading Areas	-	-	-	-
H0799 Service Support Costs	-	-	-	-
H07 Operation of Markets and Casual Trading	-	-	-	-
H0801 Malicious Damage	-	-	-	-
H0899 Service Support Costs	-	-	-	-
H08 Malicious Damage	-	-	-	-

Table F - Expenditure				
Division H - Miscellaneous Services				
Expenditure by Service and Sub-Service	2021		2020	
	Adopted by Council €	Estimated by Chief Executive €	Adopted by Council €	Estimated Outturn €
H0901 Representational Payments	828,200	828,200	804,400	842,800
H0902 Chair/Vice Chair Allowances	36,000	36,000	36,000	36,000
H0903 Annual Allowances LA Members	324,200	324,200	324,200	324,200
H0904 Expenses LA Members	28,000	28,000	28,000	28,000
H0905 Other Expenses	188,100	188,100	128,100	59,100
H0906 Conferences Abroad	20,000	70,000	70,000	-
H0907 Retirement Gratuities	-	-	-	-
H0908 Contribution to Members Associations	20,000	20,000	18,500	19,800
H0909 General Municipal Allocation	-	-	-	-
H0999 Service Support Costs	43,900	43,900	47,100	45,500
H09 Local Representation & Civic Leadership	1,488,400	1,538,400	1,456,300	1,355,400
H1001 Motor Taxation Operation	-	-	-	-
H1099 Service Support Costs	-	-	-	-
H10 Motor Taxation	-	-	-	-
H1101 Agency & Recoupable Service	-	-	-	-
H1102 NPPR	15,000	15,000	41,000	15,000
H1199 Service Support Costs	1,700	1,700	800	800
H11 Agency & Recoupable Services	16,700	16,700	41,800	15,800
Division H Total	20,690,700	20,740,700	17,911,200	71,814,500
OVERALL TOTAL	268,019,900	268,019,900	255,755,400	337,988,100

Table F - Income				
Division H - Miscellaneous Services				
Income by Source	2021		2020	
	Adopted by Council €	Estimated by Chief Executive €	Adopted by Council €	Estimated Outturn €
Government Grants & Subsidies				
Housing, Local Government & Heritage	4,781,200	4,781,200	3,971,600	57,971,600
Agriculture & Marine	-	-	-	-
Social Protection	-	-	-	-
Justice	-	-	-	-
Other	-	-	-	-
Total Government Grants & Subsidies	4,781,200	4,781,200	3,971,600	57,971,600
Goods & Services				
Superannuation	59,700	59,700	61,900	61,000
Agency Services & Repayable Works	-	-	-	-
Local Authority Contributions	56,100	56,100	55,000	56,100
NPPR	750,000	750,000	1,000,000	1,000,000
Other income	3,833,500	3,833,500	1,176,400	1,576,800
Total Goods & Services	4,699,300	4,699,300	2,293,300	2,693,900
Division H Total	9,480,500	9,480,500	6,264,900	60,665,500
OVERALL TOTAL	130,796,200	130,796,200	118,807,400	201,831,200

APPENDIX 1**SUMMARY OF CENTRAL MANAGEMENT CHARGES FOR YEAR 2021**

Description	2021 €	2020 €
Corporate Affairs Overhead	4,429,100	4,452,100
Corporate Buildings Overhead	3,842,100	4,046,700
Finance Function Overhead	1,482,400	1,548,700
Human Resource Function Overhead	4,295,400	4,178,300
IT Services	4,108,700	4,029,500
Pension & Lump Sum Overhead	14,683,200	13,213,300
Total Expenditure Allocated to Services	32,840,900	31,468,600


APPENDIX 2


SUMMARY OF LOCAL PROPERTY TAX ALLOCATION FOR YEAR 2021

Description	2021	2021
	€	€
Discretionary		
Discretionary Local Property Tax (Table A)	<u>5,449,700</u>	5,449,700
Self Funding - Revenue Budget		
Housing & Building	2,255,900	
Roads, Transport & Safety	<u>2,886,900</u>	5,142,800
Total Local Property Tax - Revenue Budget		<u>10,592,500</u>
Self Funding - Capital Budget		
Housing & Building	10,121,800	
Roads, Transport & Safety	<u>-</u>	10,121,800
Total Local Property Tax - Capital Budget		<u>10,121,800</u>
Total Local Property Tax Allocation (Post Variation)		20,714,300

CERTIFICATE OF ADOPTION

I hereby certify that at the Annual Budget meeting of South Dublin County Council held this 19th day of November 2020, the Council by resolution adopted for the financial year ending 31st December 2021, the Annual Budget set out in Tables A - F and by resolution determined in accordance with the said Budget the rate set out in Table A to be the annual rate on valuation to be levied for that year for the purposes set out in those Tables.

Signed  Mayor

Countersigned  Head of Finance

Date this 26th day of November 2020

South Dublin County Council, County Hall, Tallaght, Dublin 24
Comhairle Contae Átha Cliath Theas, Halla an Contae, Tamhlacht, Átha Cliath 24

Tel: 01 414 9000 | **Email:** info@sdublincoco.ie | **Web:** www.sdcc.ie
www.twitter.com/sdublincoco.ie | **SMS:** 51678

