

# Comhairle Contae Átha Cliath Theas South Dublin County Council

## Buiséad Bliantúil Annual Budget



# 2020

**South Dublin County Council**  
Comhairle Contae Átha Cliath Theas

**ADOPTED**  
**Statutory Budget**  
**2020**



## Draft Annual Budget 2020

# Table of Contents

### Part I

---

#### Narrative

---

Chief Executive's Report	4
Financial Analysis	8
Divisional Preambles	15

---

### Part II

---

#### Statutory Budget 2020 (Tables)

---

Table A Calculation of Annual Rate on Valuation	28
Table B Expenditure and Income - Summary	29
Table D Analysis of Income from Goods and Services	37
Table E Analysis of Income from Grants and Subsidies	38
Division A	39
Division B	44
Division C	49
Division D	53
Division E	58
Division F	64
Division G	68
Division H	73
Appendix 1 Central Management Charge	78
Appendix 2 Summary of Local Property Tax Allocation	79
Certificate of Adoption	80

---

## To the Mayor and Each Member

### Annual Revenue Budget 2020

Dear Member,

The attached Budget which is presented in the statutory format has been prepared in consultation with the Corporate Policy Group, taking account of Members' views generally, our corporate commitments and external drivers, including central exchequer funding resources. The 2020 Budget, which is the first of this elected Council, builds on progress made in recent years and reflects continuing investment priorities in key areas such as housing, enterprise and employment, climate action and recreation and amenity. It also seeks to build on our continuous improvement in front line service delivery, in so far as resources and circumstances allow. The Budget for 2020 provides for total expenditure of €255,755,400 which represents a 5% increase on 2019. Budget Income of €118,807,400 from a range of services and sources including rents, fees, charges, loan repayments, grants and recoupments is provided for. The balance totalling €136,948,000 will be funded from a combination of commercial rates and Local Property Tax (LPT).

### Financial Capacity and Local Taxation

As in previous years, the Budget takes account of our financial capacity. The primary influences in this regard include ongoing statutory commitments, wage inflation, rates buoyancy, central funding and the decisions of Elected Members in relation to rates and LPT. The following items in particular have been influential in framing the Budget:

- There is no increase in the Annual Rate on Valuation (ARV) or Commercial Rates Multiplier
- Commercial Rates Vacancy Scheme will continue to provide a 50% refund for properties vacant in 2020
- Local Property Tax will be reduced by 15% for 2020 as approved by the Members at the September Council meeting
- Rates buoyancy of €8,600,00 is reflective of reduced vacancy and refund rates and new premises coming on stream over the past 18 months. The increase also includes rates from Irish Water in the sum of €3,279,966 previously paid as a grant. Irish Water were valued on a global basis for the first time on the 18<sup>th</sup> October 2019 and have until the 14<sup>th</sup> November 2019 to appeal their valuation. Previously, South Dublin County Council received a grant from the Department of Housing, Planning and Local Government in the sum of €6,852,500 and this grant has been excluded from Division H income. There has been a net reduction in income to South Dublin County Council of €3,572,534 as a result of this global valuation process
- Housing rental income yield will increase by €4,000,000 to take account of:
  - Rents from new properties over 2019 and the current year
  - An average increase of €3 across the board
  - The scheduled withdrawal of the temporary subsidy to OAP rents. This will now no longer apply in properties where there are additional occupants

## Housing

Our comprehensive build, purchase and leasing initiatives under the Capital Programme continue to meet and exceed targets. In the context of current operations, the following new and enhanced measures are in keeping with our intention to enhance services where possible, on an ongoing basis:

- Pre-let repairs have been increased by €1,000,000 to €2,500,000
- The homeless budget is now at €3,800,000
- An additional €1,000,000 has been added to the Planned Maintenance Programme to fund the planned and approved acceleration of this programme
- Private rental inspections will again increase from 2,446 in 2019 to a planned 3,262 with an associated budget increase of €130,000
- The €300,000 provision for the repair of council estate roads has been maintained
- In recognition of ongoing estate management challenges, this budget has been increased by €100,000
- Under the planning budget €100,000 has been provided to undertake a comprehensive Housing Needs Assessment across all tenure types – this will be undertaken on a countywide basis by all four local authorities

## Economic, Enterprise & Tourism Development

Provision for the current and future generations must include a focus on job retention and creation. In this regard, investment in existing business and future opportunities are provided for including:

- The continuation of the €1,000,000 Business Support Fund, the targeted distribution of which will be agreed by the Economic Development SPC
- The provision of €1,389,300 for tourism promotion including €750,000 for the Tourism Infrastructure Fund, including the Dublin Mountains and Rathfarnham projects
- The continued €500,000 annual funding for a programme of works for District and Neighbourhood Centres to be agreed at Area Committee meetings before the year end
- A specific provision of €300,000 for greening and landscape enhancements to Clondalkin Village Centre
- The continuation of aesthetic improvement works to the N81. Phase two proposals will be brought before the Area Committee before the year end
- The year on year village improvements facilitated by the magnificent efforts of our Tidy Towns Groups is again supported in the sum of €100,000
- A further provision of €500,000 has been made in recognition of plans to provide a new Enterprise Innovation Centre in central Tallaght. Architects and project partners have now been appointed for this project
- A Business Investment and Marketing Prospectus is being prepared in conjunction with the Chamber of Commerce and will be published in early 2020
- The expansion of the Grange Castle Campus has now been approved by Council and the access road and accompanying infrastructure will be contracted by the year end
- Having received €14,800,000 in Urban Regeneration and Development Fund (URDF ) funding for Tallaght based projects, the planning and execution of these projects is now progressing well



## Recreation, Amenity & Community Development

The development of social infrastructure in the interests of community integration, health and wellbeing and quality of life is central to our approach to community development. We have made good progress in this regard and aim to build on that, with the following additional and enhanced initiatives:

- The Play Space Programme is almost complete and by year end the county will have 49 Play Spaces, an increase of 70% since the Programme began. The initial five Teen Space pilots are due for completion over the coming months and a further €500,000 has been provided in 2020 to invest in teen facilities
- The Playing Pitch Capacity Study will be presented to Council by the year end and a further €1,000,000 has been provided in 2020 for all weather facilities
- Architects for the design of the North Stand and West Stand enhancements to Tallaght Stadium have been appointed and a further €500,000 is provided in this regard
- New libraries in Clondalkin and Tymon will open in quarter one 2020 and the final site selection for the planned Rathcoole library will be completed with the planning of the associated housing scheme and primary school
- Community funding has been increased by €85,000 to support further health and wellbeing initiatives, while an additional €100,000 has been provided to prepare a comprehensive Local Sports Plan and to kick start its implementation
- Lucan Pool will open in January 2021 and initial marketing funding has been provided in 2020 in recognition of this start date

## Climate Action

In 2019 the Council adopted the inaugural Climate Change Action Plan 2019 – 2024 which provides an opportunity for the Council to clearly illustrate its commitment in this regard, which although ongoing for years, was largely undocumented. A clear Action Plan for 2020 will be published in the near future and clear commitments have been made in the Budget in this context:

- A €300,000 Climate Action Innovation Fund has been provided for
- Funding of €50,000 has been provided to prepare a Sustainable Transport Policy
- Tallaght District Heating Scheme construction works will commence in February 2020.
- We are committed to continue with the electrification of our fleet
- An additional allocation has been made to increase annual tree planting to 2,000 trees up from the current level of 1,700
- Further areas will be identified to expand our Pollinator Plan Planting Programme.
- An additional €500,000 has been provided to accelerate our Public Lighting LED Replacement Programme. We are actively planning the procurement of the next 10,000 replacements which will save 1,126 tonnes of carbon, or 38% of the overall corporate target of 40% by 2030
- Further funding of €200,000 has also been provided to finalise the completion of the Energy Lighting Retrofit Programme in county buildings
- The roll out of water fountains in the interests of eliminating single use plastics will continue in 2020
- Early in 2020 we will detail plans for the introduction of EV charging points at 20 locations in conjunction with the Department of Communications, Climate Action and Environment

## Enhanced Service Delivery

Notwithstanding all of these fine initiatives in the public interest, there remains a continued demand for enhanced service delivery which is augmented by an ever-increasing population. Once again, we have sought to enhance service delivery and front-line services. In addition to initiatives already mentioned, the following additional improvements are also provided for:

- The provision for 16 seasonal workers on grass cutting has been provided for at a cost of €370,000
- An additional €500,000 has been provided to deal with tree management issues
- The street cleaning budget has been increased by €265,000 to increase the frequency of cleaning across all routes
- The footpath repairs provision has been increased by €500,000
- An additional €100,000 has been provided for small works to parks and public realm, while the grass cutting budget is also increased by €96,000
- The public lighting improvements budget has been increased by €500,000 aforementioned above
- A specific provision of €100,000 has been made to fund heritage restoration projects
- The fire service budget has been increased by €1,000,000
- The 300k Have Your Say provision has again been made and the electoral area will be chosen at the Budget meeting

## Conclusion

The Budget as presented is particularly positive in the context of the available funding and while more needs to be done, it is a true reflection of our corporate objectives and the wishes of the public as expressed through our elected representatives.

I want to sincerely thank the CPG, the expanded Council membership and particularly Ronan FitzGerald, Head of Finance and his team for the advice, support and hard work involved in the preparation of this Budget, which I am happy to commend for adoption.

Yours sincerely,



Daniel McLoughlin  
Chief Executive



## Financial Analysis 2020

### Prescribed Period of Budget 2020

The Minister for Housing, Planning and Local Government has determined the period 1st November 2019 to 30th November 2019 as the prescribed period during which the 2020 Budget Meeting should be held. The statutory Budget Meeting will be held on 14th November 2019 and as the Budget must be adopted within a period of 14 days commencing on that date, the final date for the adoption of the Budget is the 27th of November 2019. The Draft Budget has been prepared in the format as prescribed by the Department of Housing, Planning and Local Government.

### Corporate Policy Group

The Corporate Policy Group (CPG) discussed the Draft Budget at meetings held on 1st July, 2nd September, and the 14th October 2019. The role of the CPG includes setting the overall parameters for the Budget. This Budget has been framed around the Budget Strategy as developed with the CPG and endorsed at the meeting held on 14th October 2019. The overall financial position of the authority was considered during the Budget consultation process.

### The 2020 Budget

A preliminary estimate of current and capital expenditure for 2020 was submitted to the Department of Housing, Planning and Local Government on 18th September 2019. The CPG indicated during the Budget strategy discussions that the draft budget should assume that:

- There is no increase in the Annual Rate on Valuation (ARV) or Commercial Rates Multiplier
- Commercial Rates vacancy scheme will continue to provide a 50% refund for properties vacant in 2020
- Local Property Tax will be reduced by 15% for 2020 as approved by the Members at the September Council meeting
- 80% of the 2020 Local Property Tax collected in the county will be allocated to South Dublin
- The financial support scheme for small and medium businesses should be continued again in 2020

The draft budget includes allocations for the following specific purposes: the accelerated planned maintenance programme; district enhancement works; boiler replacement; electrical repairs; footpath improvements; replacement of public lighting columns; tourism promotions; provision of astro pitches and the library book fund.

The Council will continue to deliver water services on behalf of Irish Water in 2020 and the costs incurred by the Council will be recouped via a service level agreement with Irish Water.

Included in the Draft Budget for 2020 is €2,500,000 in funding which must be contributed by the Council to the regional homeless service and €20,600,000 to Dublin City Council for the provision of the Fire Service in 2020.

<i>Divisions</i>	<i>Budget Expenditure 2020</i>	<i>Budget Expenditure 2019</i>	<i>Budget Income 2020</i>	<i>Budget Income 2019</i>
Housing & Building	€86,980,400	€75,375,300	€80,513,000	€66,707,500
Road Transport & Safety	€32,893,000	€30,930,300	€5,030,000	€4,976,100
Water Services	€13,689,300	€13,557,300	€9,589,100	€9,214,900
Development Management	€20,208,000	€20,047,300	€6,713,900	€6,734,200
Environmental Services	€38,221,700	€37,219,500	€4,934,100	€4,589,200
Recreation & Amenity	€44,209,900	€42,645,600	€5,100,300	€4,929,400
Agriculture, Education, Health & Welfare	€1,641,900	€1,705,300	€662,100	€718,100
Miscellaneous Services	€17,911,200	€21,385,000	€6,264,900	€16,645,000
<b>Total</b>	<b>€255,755,400</b>	<b>€242,865,600</b>	<b>€118,807,400</b>	<b>€114,514,400</b>

The Draft Budget for 2020 provides for total expenditure of €255,755,400 and anticipates income of €118,807,400 from a range of services and sources including rents, fees, charges, loan repayments, grants and recoupments. The balance totalling €136,948,000 will be funded from a combination of commercial rates and local property tax.

## Commercial Rates

No increase is proposed to the Annual Rate on Valuation (ARV) or Commercial Rates Multiplier which is 0.276 with commercial rates income of €131,507,300 anticipated for 2020. This excludes the rates buoyancy of €500,000 receivable under the Property Entry Level (PEL).

The commercial rates income has increased to include rates from Irish Water in the sum of €3,279,966. Irish Water were valued on a global basis for the first time on the 18th October 2019 and have until the 14th November 2019 to appeal their valuation. Previously South Dublin County Council received a grant from the DHP&LG in the sum of €6,852,500 and this grant has been excluded from Division H income. There has been a net reduction in income to South Dublin County Council of €3,572,534 as a result of this global valuation process.

The Council's LPT Baseline funding is linked to funding previously received from the Department as a General Purpose Grant. The 2020 baseline figure is unchanged from 2019 and this leaves South Dublin County Council's LPT Baseline at €3,856,262 for 2020.

CPG considered the commercial rates vacancy scheme as part of the budget consultation process and recommended that the existing scheme continue for 2020. The existing scheme provides a 50% rates credit or refund in respect of commercial properties in circumstances where a property is vacant (due to refurbishment or if the owner has failed to let the property to a tenant at a reasonable rent) on the day the Rate is struck. The budgeted expenditure for Rates refunds has reduced from €10,000,000 to €7,750,000 in 2020 as the value of vacancy relief continues to fall.

### Commercial Rates 2019

<i>Annual Rates Billing Bands</i>	<i>Commercial Rates 2019</i>	<i>No. of Accounts</i>	<i>% of Ratepayers in this Category</i>	<i>Average Annual Cost per Ratepayer</i>
€0-€5,000	€9,270,891	3,468	50.0%	€2,673
€5,001 - €10,000	€11,620,525	1,667	24.0%	€6,971
€10,001 - €50,000	€30,680,355	1,455	20.9%	€21,086
€50,001 - €100,000	€13,649,664	201	2.9%	€67,909
€100,001 - €500,000	€24,800,709	129	1.8%	€192,254
€500,001 - €1,000,000	€7,484,251	11	0.2%	€680,386
>€1m	€25,408,005	11	0.2%	€2,309,819
<b>Total</b>	<b>122,914,400</b>	<b>6,942</b>	<b>100%</b>	

### Rates Vacancies Processed by Property Use 2015 - 2018

<i>Property Use</i>	<i>2015</i>	<i>2016</i>	<i>2017</i>	<i>2018</i>	<i>% of 2018</i>
<b>Warehouse</b>	€5,664,742	€4,481,367	€4,072,159	€1,546,749	34%
<b>Offices</b>	€2,415,171	€2,528,210	€1,849,822	€997,174	22%
<b>Factory</b>	€1,664,929	€1,244,124	€1,003,676	€549,390	12%
<b>Shop</b>	€660,688	€457,168	€741,961	€496,602	11%
<b>Workshop</b>	€485,470	€417,183	€313,870	€83,393	2%
<b>Yard</b>	€373,954	€427,045	€371,860	€141,237	3%
<b>Hotel</b>	€325,325	€274,764	€251,910	€117,731	3%
<b>Pub</b>	€268,133	€277,661	€290,533	€116,625	3%
<b>Store</b>	€128,899	€98,263	€165,019	€33,765	1%
<b>Motor Showroom</b>	€120,768	€7,058	€6,239	€0	0%
<b>Showroom</b>	€101,233	€63,011	€24,994	€6,325	0%
<b>Showrooms/Offices</b>	€100,359	€73,762	€29,912	€11,021	0%
<b>Restaurant</b>	€41,900	€49,877	€148,284	€74,533	2%
<b>Furnishings</b>	€35,945	€81,546	€66,611	€21,673	0%
<b>Other</b>	€1,176,744	€1,065,204	€686,256	€327,867	7%
<b>Total</b>	<b>€13,564,261</b>	<b>€11,546,243</b>	<b>€10,023,107</b>	<b>€4,524,086</b>	<b>100%</b>

## Local Property Tax

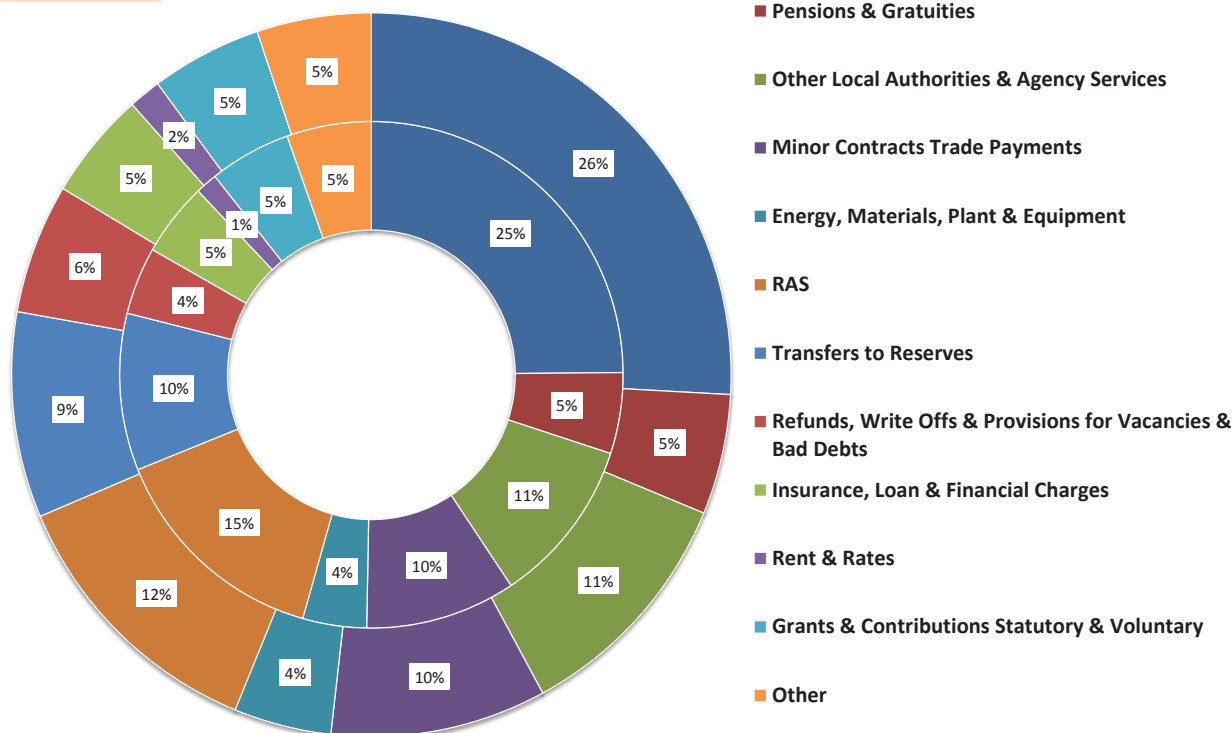
In circular Fin 05/2019 the Minister for Housing, Planning and Local Government assigned a Local Property Tax post equalisation provision of €25,350,447 to South Dublin County Council for 2020. At the Council meeting on the 9th September 2019, the Members of South Dublin County Council reduced the basic rate of the Local Property Tax within the administrative area by the maximum of 15%. This variation reduced the 2020 allocation to €20,597,238. The Department of Housing, Planning and Local Government (DHPLG) has advised that this will be paid over the course of 2020 and its application, which is set out below:

### LPT allocation

Post 20% equalisation allocation	€25,350,447
Less cost of 15% reduction	<u>€4,753,209</u>
	€20,597,238
To be allocated as follows,	
(a) Discretionary LPT	€1,584,403
(b) Baseline LPT	€3,856,262
(c) Self-funding Housing & Roads	<u>€15,156,573</u>
	€20,597,238

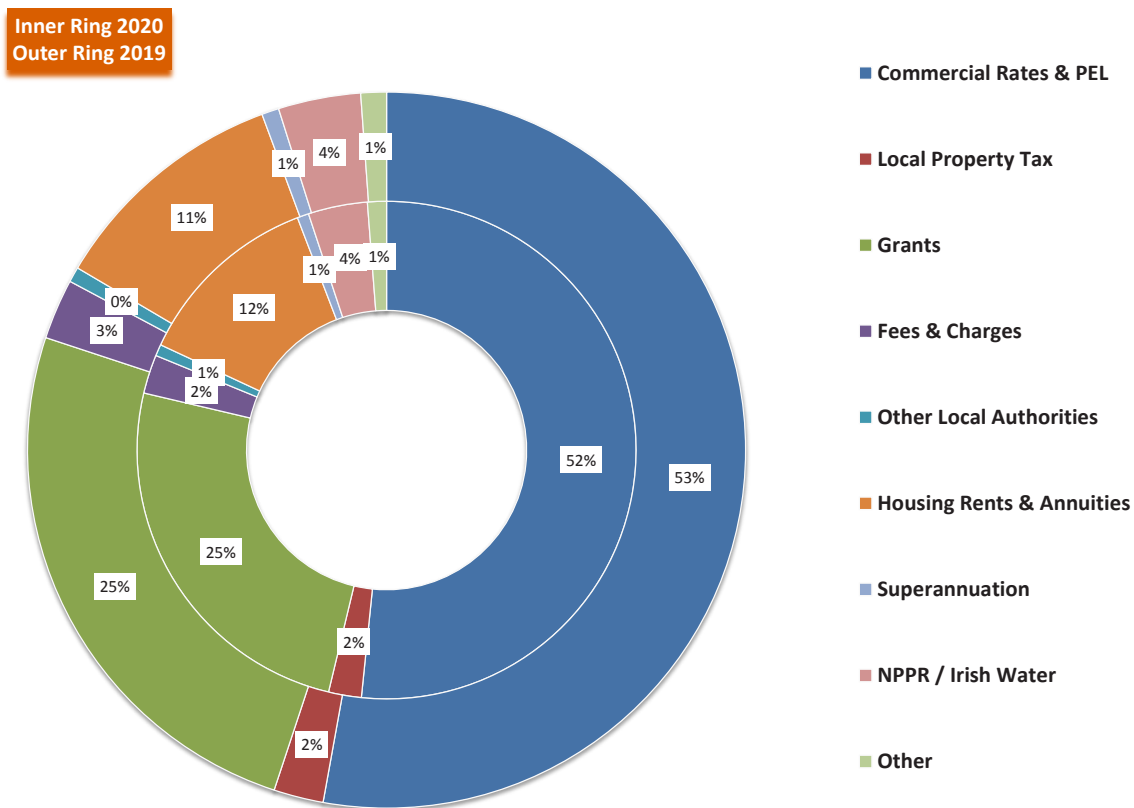
## Sources of Expenditure Comparison with Previous Year

Inner Ring 2020  
Outer Ring 2019



Sources of Expenditure	Budget 2020	Budget 2019	2020 %	2019 %
<b>Payroll &amp; Staff Costs</b>	€63,574,900	€62,831,400	24.9%	25.9%
<b>Pensions &amp; Gratuities</b>	€13,230,300	€13,038,500	5.2%	5.4%
<b>Other Local Authorities &amp; Agency Services</b>	€27,127,800	€26,364,300	10.6%	10.9%
<b>Minor Contracts Trade Payments</b>	€24,703,800	€23,571,600	9.7%	9.7%
<b>Energy, Materials, Plant &amp; Equipment</b>	€10,487,600	€10,638,800	4.1%	4.4%
<b>RAS</b>	€37,074,100	€30,185,100	14.5%	12.4%
<b>Transfers to Reserves</b>	€25,627,900	€22,312,700	10.0%	9.2%
<b>Refunds, Write Offs &amp; Provisions for Vacancies &amp; Bad Debts</b>	€11,022,800	€14,108,500	4.3%	5.8%
<b>Insurance, Loan &amp; Financial Charges</b>	€12,028,700	€11,712,100	4.7%	4.8%
<b>Rent &amp; Rates</b>	€3,590,500	€3,519,400	1.4%	1.4%
<b>Grants &amp; Contributions Statutory &amp; Voluntary</b>	€13,407,600	€12,109,300	5.2%	5.0%
<b>Other</b>	€13,879,400	€12,473,900	5.4%	5.1%
<b>Total</b>	<b>€255,755,400</b>	<b>€242,865,600</b>	<b>100%</b>	<b>100%</b>

## Sources of Income Comparison with Previous Year

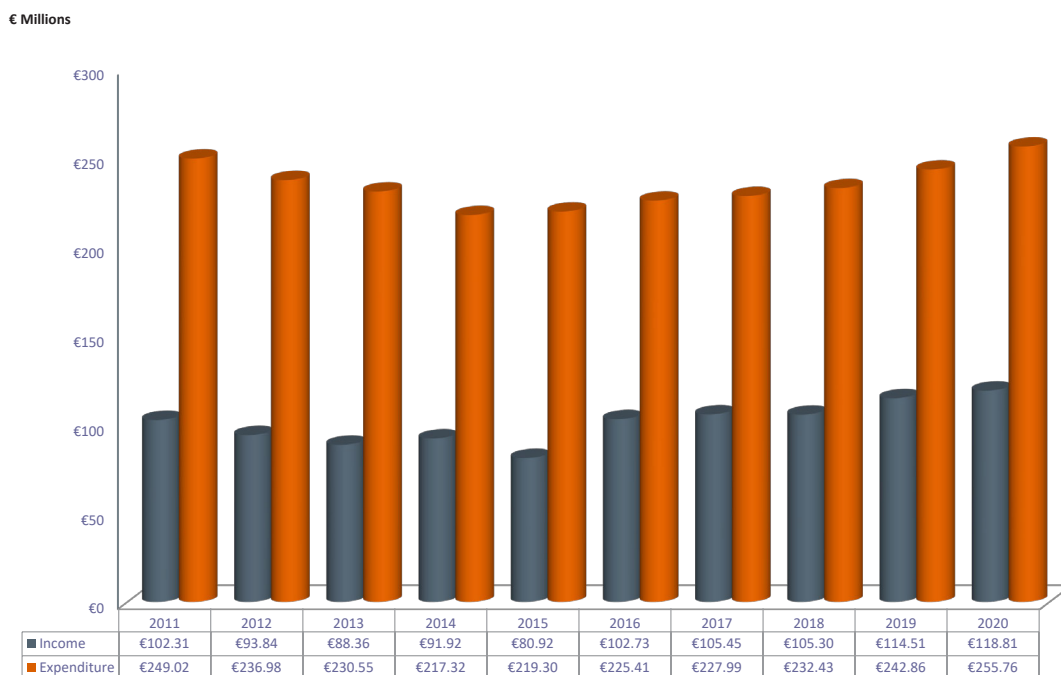


Sources of Income	Budget 2020	Budget 2019	2020 %	2019 %
<b>Commercial Rates &amp; PEL</b>	€132,007,300	€128,314,400	51.6%	52.8%
<b>Local Property Tax</b>	€5,440,700	€5,436,800	2.1%	2.2%
<b>Grants</b>	€63,799,800	€60,750,200	25.0%	25.0%
<b>Fees &amp; Charges</b>	€6,446,300	€6,618,800	2.5%	2.7%
<b>Other Local Authorities</b>	€1,911,800	€1,662,200	0.8%	0.7%
<b>Housing Rents &amp; Annuities</b>	€31,280,000	€26,385,900	12.2%	10.9%
<b>Superannuation</b>	€1,913,800	€1,883,800	0.8%	0.8%
<b>NPPR / Irish Water</b>	€9,814,500	€9,014,000	3.8%	3.7%
<b>Other</b>	€3,141,200	€2,799,500	1.2%	1.2%
<b>Total</b>	<b>€255,755,400</b>	<b>€242,865,600</b>	<b>100%</b>	<b>100%</b>





**DIVISIONAL PREAMBLES  
2020**



## Division A – Housing and Building

A budget of €86,980,400 has been allocated for the provision of housing services in 2020 representing an increase of €11,605,100 over the 2019 budget.

The 2020 Annual Service Plan for Housing Services provides for expenditure of:

- €15,115,800 on the planned and response maintenance for 9,840 homes including re-letting works
- €1,000,000 contribution to fund the Accelerated Planned Maintenance capital programme
- €1,722,700 for traveller accommodation and supports
- €3,823,000 for delivery of homeless services and supports directly and through the Dublin Region Homeless Executive
- €249,000 for specific Estate Management works including an additional €100,000 for targeted initiatives
- €39,949,000 to support ongoing provision of an estimated 2,615 Rental Accommodation Scheme, Approved Housing Body and Leasing properties
- €3,303,200 for Housing Grants (assuming an increased allocation from DHPLG in 2020)
- €2,724,300 on the Housing Loans Service - including €1,191,600 in loan charges and €280,000 in Mortgage Protection Insurance
- €785,000 on Inspections for compliance with Private Rented Dwellings standards
- €1,785,700 on Rent Assessment and Debt Management

- €1,801,100 on Insurance – including Public and Employer Liability and for our housing stock
- The main source of income for this Division is rent from the Social Housing Differential Rent Scheme and RAS units. These sources are projected to generate income of €29,470,400 in 2020.

## **Division B – Road Transport and Safety**

Division B provides for total expenditure in 2020 of €32,893,000. This represents an increase of €1,962,700 over the 2019 adopted budget. Details of this additional spending are outlined hereunder.

The Road Transport and Safety team lead several important areas of work to both maintain our existing network of streets and footpaths and where possible provide new and upgraded infrastructure to help improve the transport network.

### **Maintenance and Upgrades**

In 2020, works will include maintaining the Regional (€3,164,100) and Local (€15,887,300) road network. This includes our winter maintenance programme that operates between October and April each year.

Transport Infrastructure Ireland (TII) is responsible for the National Primary Road Network, SDCC retains responsibility for the N81, and all other regional and local roads within the county.

The team will also carry out footpath repairs across the County to the amount of €1,200,000, which represents an increase of €500,000 from 2019. There will be improvement works to footpaths in Council Housing Estates (€300,000). There will also be a programme of

maintenance works to existing cycle tracks (€150,000). Specific details of the programme will be presented in Q1/2020 to the Area Committee Meetings (ACMs)

In 2020 the team will commence a countywide bridge safety inspection (€120,000).

### **Public Lighting**

There are nearly 30,000 public lights across the County and this number continues to increase as new developments and streets are built out and taken in charge. Public lighting operations and improvements will have a spend of €5,407,700.

There is also a need to upgrade the existing lighting stock to a more energy efficient LED light with a projected spend of €2,900,000 for 2020 and this includes €1,650,000 of revenue expenditure, with the remainder from capital which will be considered by Council in due course. LED upgrades will have a hugely positive impact on the Council's financial and carbon savings and will ensure that the Council meets its energy reduction targets and operating costs.

### **Village and District Enhancements**

2019 will see the completion of enhancement works in Saggart Village. A further €800,000 (including €300,000 for Clondalkin) has been allocated which will see works start on site in Templeogue, Lucan and Clondalkin, with plans to be agreed with the ACMs and Council in early 2020 for a new programme of district centre enhancements.

### **Traffic Management, Improvements and Safety**

Addressing issues of congestion, improving traffic flow and enabling people to access sustainable modes of transport is an important priority for the Council.

There is a projected spend of €2,537,800 on Traffic Management Improvements, which includes €200,000 on Traffic Light Refurbishment.

Funding for the delivery of sustainable transport projects including the provision of new streets, enhancements to existing streets and new pedestrian and cycle facilities is provided from a range of external sources including Department of Transport, Tourism and Sport (DTTAS), DHPLG and National Transport Authority (NTA). €992,700 has been provided for continued support to the Transportation Capital Programme. These projects are funded on a multi annual basis through the Capital account.

Projects completed or that started on site in 2019 include:

- The R120 extension Adamstown to Nangor
- Orlagh roundabout upgrade
- Monastery Road enhancements
- Fortunestown Lane Junction Improvements
- Bawnogue permeability
- Belgard North Link Road (also referred to as Tallaght Hospital Access Road)

Projects that are currently in the detailed design stage include:

- N81 upgrades
- Grange Road
- Canal Loop
- Wellington Lane
- Dodder Valley Greenway

€3,976,800 will be spent on Road Safety Promotion and Road Safety Engineering, this includes our School Wardens, physical improvement works and the preparation of a Sustainable Transport Plan and a countywide Signage Strategy.

€470,700 will be spent on managing our parking services, which includes a full review of our parking bye-laws in early

2020.

## Division C – Water Services

The budget provides for a total expenditure of €13,689,300.

South Dublin County Council operating under a Service Level Agreement (SLA) with Irish Water continues to provide water and drainage services, as agreed in December 2013. In accordance with the SLA, the Council will agree an Annual Service Plan for 2020 with Irish Water, to provide elements of the service associated with water supply and drainage network operations and maintenance.

Provision is made within Division C for those elements of the service being provided at local level on an agency basis under the SLA and, of the budget set out in Division C Expenditure, all SLA costs will be recoupable from Irish Water at a value of €8,814,500.

The Water and Sanitary Services related statutory responsibilities that remain with the Council post the establishment of Irish Water include the following:

- Surface Water Drainage
- Flood Management
- River Basin Management

The expenditure for these functions is €4,611,700 for 2020.

The programme of Surface Water Minor Capital Works and Flood Alleviation Works will continue in 2020 for which a provision of €435,000 has been made. Planned minor works to take place in:

- Rathcoole Park
- Tay Lane, Rathcoole
- Main Street, Templeogue Village
- Old Lucan Road near village centre
- Corkagh Park
- Butterfield Park

- Woodville/Esler Lane
- Palmerstown Woods

The following major schemes are progressing and are at various stages of design and planning before moving ahead to construction:

- Poddle Flood Alleviation Scheme
- Whitechurch Stream Flood Alleviation Scheme
- Camac Study

The Dublin Urban Rivers Life (DURL) Project is addressing the issue of pollution in urban rivers using techniques with proven results relating to domestic misconnection sources and the development of Integrated Constructed Wetlands (ICWS) over a period of four years. SDCC is the lead authority on the project which has a goal of achieving good status for the Griffeen waterbody in SDCC and the Carrickmines waterbody in Dún Laoghaire-Rathdown County Council (DLRCC) DURL project details are available at [www.dublinriverlife.ie](http://www.dublinriverlife.ie)

## **Division D - Development Management**

In overall terms the Forward Planning, Development Management, Planning Enforcement and Building Control Budgets remain largely unchanged for 2020. The priority areas of work include:

### **County Development Plan (CDP)**

The CDP sets the strategic framework for the proper planning and sustainable development of the Council's administrative area over a six year period. The review of the CDP 2016-2022 will be well underway in 2020 and will take over 2 years to prepare. For 2020 there has been an increase in the budget to progress this detailed area of work.

In 2020 there will also be a need to finalise

two live variations to the existing CDP. Variation number 4 is to align the existing SDCC County Development Plan with the National Planning Framework / Regional Spatial and Economic Strategy and variation number 5 is to amend the CDP to provide greater opportunities for outdoor advertising.

### **Clonburris**

In May 2019 An Bord Pleanála approved the making of the planning scheme for Clonburris Strategic Development Zone (SDZ) subject to modifications and clarifications and the final amended SDZ has been published. As a significant landowner (circa 29%), SDCC will work with the other landowners during 2020 to plan for the delivery of the necessary joint infrastructure and will also progress plans for delivery of new homes on SDCC land.

### **Tallaght**

A draft Local Area Plan (LAP) for Tallaght was consulted on in September and October 2019. The plan will be finalised and considered by Council in early 2020. Funding (€50,000) has been set aside to progress more detailed work on how to secure delivery of strategic infrastructure within Tallaght (including transport, utilities, community and amenity).

URDF funding will enable delivery of a range of improvement projects in Tallaght including new vehicular, pedestrian and cycle streets, a new transport interchange, an innovation hub, a fourth stand for Tallaght Stadium and new facilities at Sean Walsh Park. The design work for these projects will take place during 2020.

### **Naas Road and Ballymount**

Work on planning for the future of the Naas Road and Ballymount regeneration lands will begin in earnest. Funding from SDCC, Dublin City Council (DCC) and DHPLG has enabled the appointment of a masterplan team to prepare a framework for the area. During 2020 this work will set



out both the potential of the place and also what is needed to deliver.

### **Development Contribution Scheme**

The Development Contribution Scheme 2016-2020 provides for the levying of financial contributions in respect of public infrastructure and facilities provided by the council, or that is intended to be provided. A full review of the scheme will be progressed into 2020.

### **Vacant Sites Register (VSR)**

The administration of the VSR on residential and regeneration lands within the County will continue and as of October 2019 there are 19 sites on the register. In 2020 this will include an increase in the levy from 3% to 7%.

### **Development Management**

703 planning applications were received by the Council in 2019 (as of 30 September 2019) and 6 Strategic Housing Development (SHD) planning applications have been submitted to An Bord Pleanála at stage 3 of the process.

For the same period 188 planning enforcement queries / complaints were received, which represents a slight increase on the 179 received for same period in 2018.

In 2020 a Biodiversity Action Plan for the County will be consulted on and finalised.

Provision of €100,000 has also been made in Heritage Conservation to fund projects in the Council's capital programme for 2020-2022.

### **Building Control**

A total of 99 Disability Access Certificates were issued in 2019 (as of 30 September 2019), which is a slight increase on the 94 issued for the same period in 2018. 142 Fire Safety Certificates were issued and 339 Commencement Notices were received for the same period which is consistent with the figure for the same period

in 2018 (335).

450 Building control inspections (number of units inspected) were undertaken between 1/1/2019 and 30/9/2019.

Progress is ongoing with regard to our economic development objectives, supported through the annual budgetary process and our three year Capital Programme. The following are key areas to note:

- Continued high levels of Foreign Direct Investment (FDI) and indigenous investment of scale will be enabled with the construction of the spine road and associated infrastructure serving the lands at Grange Castle West during 2020
- As the original Grange Castle Business Park campus completes build out, a programme for the maintenance and upgrade of the existing infrastructure will continue in 2020
- Commitment to the delivery of the Council's Tourism Strategy continues in 2020 with a further provision of €750,000 to help fund tourism infrastructure attractions
- The operation of the Round Tower Visitor Centre, which opened in July 2017, will be supported through the steering committee which will continue meetings in 2020
- The proposed Dublin Mountains Visitor Centre is currently the subject of a further information request from An Bord Pleanála. The information will be submitted before the end of 2019. Subject to planning it is anticipated that construction could commence during 2020

- The potential of Rathfarnham Castle Courtyard and its associated outbuildings will be reviewed prior to being brought back to the market in Spring 2020
- The comprehensive marketing campaign will in 2020 build on the relaunched Fáilte tourism brand, “Dublin-Surprising by Nature”, for the County
- Delivery of the Tourism Event and Festival Grant scheme will continue to encourage event organisers to consider South Dublin County and ‘Dublin’s Outdoors’ in which to hold their events, building on the ongoing success of the Red Line Book Festival, Flavours of South Dublin and other ongoing events
- Opportunities flowing from the Grand Canal project, including the canal loop option, will be further explored and developed with Waterways Ireland and neighbouring authorities
- The Business Support Fund representing approximately 1% of rates income of €1,000,000 has again been provided for in this budget. The Economic Development SPC will review the focus of the Business Support Fund for 2020 to facilitate and promote small to medium business in the County. The fund will also part-finance the proposed Tallaght Innovation Centre which will move to planning stage in early 2020. A sum of €200,000 has been made available to support the Partas “The Edge” Innovation project at Bolbrook
- The Local Enterprise Office (LEO) will build on its supports for business with specific measures including the Lean programme, export development and other

## Brexit readiness supports

- €300,000 for the “Have Your Say” collaborative budgeting
- €32,600 to support the work of the Local Community Development Committee
- €483,100 for social inclusion initiatives including:
  - Social Inclusion Week & Bealtaine Festival
  - Comhairle na nÓg
  - Active Age/Age Friendly Initiatives including the Home Security Scheme for the Elderly and the Carbon Monoxide Alarm Scheme
  - Resilience Suicide Prevention Programme
- €39,000 net provision for the operation of the Public Participation Network
- €100,000 additional seed capital for LEADER projects

## Division E – Environmental Services

This Budget provides for total expenditure of €38,221,700 in 2020. The projected costs to operate the main services within this division include:

- €955,600 on Landfill Operations and Aftercare and loan charges
- €1,033,900 for the Waste to Energy Facility Operations
- €572,400 for Waste Service Costs including loans and regional contributions

- €11,091,200 for Street Cleaning, Litter Management and Waste Regulations
- €1,521,500 Operation of the Burial Grounds
- €20,602,000 provision for Fire Service
- €635,100 Climate Change Action and Implementation Plans

The main income sources within this Division are from the operation of Waste to Energy facility at Ringsend €1,150,100, Ballymount Baling Station €341,700 and Burial Ground Charges €700,000.

The Fire Service is provided on an agency basis by the Dublin City Fire Service and a provision of €20,602,000 has been made, which covers payroll/pensions and fire prevention related costs.

The review of operations in the Public Realm Section is ongoing. Dedicated maintenance crews are assigned to each village/urban area whose functions include daily cleansing, weekly grass cutting, edging of grass margins, trimming of hedgerows, weed control and removal, maintenance of roundabouts and planted areas, cleaning of street furniture, response to graffiti and the maintenance of village/town approach roads.

Additional provision has been made for an enhanced street sweeping / weed control contract for 2020

The following has been provided for Public Realm Operations during 2020:

Cleansing/Illegal Dumping	€1,269,300
Street Sweeping	€3,345,000
Village Maintenance	€1,268,000
Estate Cleaning Programme	€1,539,300
Litter Bin Programme	€496,300
Environmental Awareness	€229,700

A provision of €318,000 for direct intervention at Derelict Sites and Dangerous Buildings has been provided.

During 2019, the focus was on abatement of dereliction, as well as the making safe of dangerous places and structures. These activities will continue into 2020 and will include examination of strategic sites located within the county.

Provision continues for Major Emergency Planning and Management of €76,900.

A review of the Litter Management Plan 2015-2019 commenced in Q1 2019 and a new statutory Litter Management Plan is expected to be in place by January 2020. The 2020 Annual Litter Action Plan will continue to focus on initiatives to combat persistent problems of illegal dumping, littering, graffiti and dog fouling, enhanced education and awareness programmes and increased surveillance and enforcement measures. All these measures are aimed at improving the aesthetic appearance of our county in the interest of improving quality of life and our economic development potential. Significant improvements have been achieved in this area which have been reflected in recent Irish Business Against Litter (IBAL) and Tidy Towns reports, and the Council is very appreciative of the community and voluntary efforts made alongside the Council's work to bring about these positive changes.

Provision of a specific €100,000 for additional Litter Management Initiatives will remain for 2020 in order to continue implementation of initiatives reflected in the annual plan and actions arising from the new Litter Management Plan, including:

- Expanded Dublin Canvas project €30,000
- New painting enhancement project €10,000
- Community minor landscaping scheme €10,000
- Combat Dog Fouling Initiatives €30,000

- Continuation of mobile surveillance units and audio technology to address dog fouling, fly tipping, illegal dumping and unauthorised use of litter bins for domestic waste.

Responding to the impacts of Climate Change is a key focus for this Local Authority and this Division will lead and co-ordinate Climate Action related activities. 2019 saw the approval of the Climate Change Action Plan 2019-2024 (CCAP), and an implementation plan to deliver the 130 Actions in the CCAP. There are four key targets in the CCAP and these are a 33% improvement in the Council's energy efficiency by 2020, a 40% reduction in the Council's Greenhouse Gas (GHG) emissions by 2030, to make Dublin a climate resilient region by reducing the impacts of future climate change related events and to actively engage and inform our citizens on climate change.

Many actions are currently underway including Tallaght District Heating Project, Solar PV Panels Programme, Public Lighting LED Replacement, Flood Alleviation Schemes, Tree Planting Programme, decarbonisation of the council fleet and public water fountain provision.

Provision of €300,000 has been made to progress pioneering actions in the CCAP including the rolling out of Electric Vehicle (EV) charging points, measures to eliminate single use plastics, Pollinator Plan projects and enhanced citizen engagement initiatives.

## **Division F – Recreation and Amenity**

The proposed expenditure of €44,209,900 in Division F Recreation and Amenity Services provides for

€10,939,600 to operate the Library Service in 2020 and a proposed expenditure of €2,183,600 for the operation of the Arts Programme.

Key elements of the budget include:

### **Libraries**

- €830,000 for the purchase of books, periodicals and other materials
- €540,000 for the general day-to-day running costs of branch libraries to include provision for North Clondalkin and Castletymon Libraries, which will open in 2020
- €270,000 for the continued maintenance and upgrade of ICT infrastructure in branch libraries
- €400,000 for transfer from revenue to capital to include the proposed replacement of two mobile libraries in 2020

### **Arts**

- €415,400 for support of the Music Generation South Dublin agreed with the Music Generation National Programme. €44,000 of this being a contribution from South Dublin County Council
- €187,000 for Arts grants, bursaries and contributions support. It includes €50,000 for Tallaght Community Arts participation programme, €43,000 for Alternative Entertainments participation, €22,000 for Tenderfoot Youth Theatre programme, €10,000 for Sightless Cinema project, €20,000 for Amateur, Voluntary and Community Arts Grants, €25,000 for Artist Bursary awards, €8,500 towards Ready Steady Show Festival and €8,500 in other project grants
- €80,000 in Arts Activities including €36,000 support for Ruaille Buaille Lucan Childrens' Music Festival, €8,000 for Unwrapped Winter Festival, €16,000 for Early Years and Childrens' Arts Programme, €20,000 Cultural Diversity Development Programme



- €51,000 support for Youth Dance programmes, festivals and residencies
- €31,000 support for Youth Film programme and festival
- €119,000 support of Creative Ireland South Dublin Programme agreed with the Creative Ireland National programme to include €15,000 for Cruinniú na nÓg
- €45,000 Cultural Quarter Programme developing on the 2019 access and collaboration between organisations in the Cultural Quarter
- €277,300 for support for the Civic Theatre and €320,000 for Rua Red Arts Centre

### Tallaght Stadium

The feasibility study in respect of the fourth (North) Stand completing the stadium, agreed by the Members, will proceed through planning and to construction during 2020 and a further transfer to capital of €500,000 has been provided in this regard. In parallel with the construction project, provision has been made for a plan for maximising the advertising and marketing opportunities of the Stadium during 2020.

### Public Realm

General maintenance of the Public Realm is projected to cost €20,873,400. The budget provides for the maintenance and presentation of parks, open spaces, playgrounds and recreational facilities and is allocated as follows:

Annual Grass Cutting Programme  
€4,282,900

Tree/Hedge Management Programme	€3,441,200
Public Realm/Parks Management & Operation	€3,125,900
Park Rangers Service	€954,900
Pitch Maintenance	€313,000
Landscaping & Improvement Works	€1,791,100
Weed Control	€216,100
Leisure Facility & Playground Maintenance	€1,949,800
Teenage Facility Provision	€500,000

As in previous years, provision of €370,000 has been made within the Division for the engagement of seasonal staff to augment Council resources on service areas including grass cutting, litter picking and tree maintenance. Additional budget funding has also been made to provide for pollinator supporting initiatives.

Delivery of the Council's Living with Trees – Tree Management Policy 2015 – 2020 will continue. During 2020 the focus will be on tree management on an estate by estate basis. The rolling 3 year programme demonstrates further progress in developing a more strategic and planned approach to tree maintenance and is informed and prioritised based on increased knowledge of the health and condition of our trees across the county and on cluster analysis of customer care enquiries as they relate to trees.

An increased provision of €500,000 has been made in the 2020 budget to fund an increase in planned activity in the areas of regular tree maintenance, maintenance of trees under electricity wires and maintenance of trees deemed to be high

risk. The increased budget provision will also fund a planned increase in tree planting with a target of 2,000 trees to be planted in 2020.

A provision of €500,000 has been made to fund the landscape improvements of the N81. Phase 1 is completed and currently at maintenance stage and the next phase has been subject to detailed design and will be tendered for shortly.

The 5-year play space programme has been completed and will be subject to a post programme review and report in 2020. Provision of €500,000 for the continuation of the teenage facilities programme, which commenced in 2019, has been made through a revenue to capital transfer.

Provision of €1,000,000 has been allocated to the delivery of an Astro Pitch Programme, this will allow for the delivery of these facilities at strategic locations throughout the county and aim to relieve pressure on over-subscribed grass facilities.

Provision of €100,000 remains in the 2020 budget for the rolling programme of planned pitch improvement works at goal mouths and post replacement.

## **Community Services**

- €400,000 for Community Development and Sports Grants Schemes
- €350,000 provided for the Community Infrastructure Fund
- €443,900 to support the operation of, and community access to, sports and leisure facilities including initial promotion of Lucan Swimming Pool
- €2,000,700 for the operation of Department of Social Protection

## **Community Employment and Jobs Initiative Schemes (formerly FÁS)**

- €1,387,000 for Sports Partnership, Sports Inclusion and Sports Initiatives/Programmes including:
  - the development of a South Dublin County Sports Plan
  - contributions to development work of sporting organisations including FAI, Leinster Branch IRFU
  - Health & Wellbeing Initiatives
  - €70,000 to support National Physical Activity Plan/Healthy County Initiatives including a new participatory physical activity challenge
- €278,000 provision for community festivals and events including: health and wellbeing initiatives, summer projects, family days, planned seasonal events and the Flavours of South Dublin Food Festival
- €572,400 grant support for community centre staffing
- €387,700 for the maintenance, support and upkeep of community facilities
- €56,000 to deliver the Community Endeavour Awards



## Division G - Agriculture, Education, Health and Welfare

The projected expenditure within Division G in 2020 includes €1,457,200 on veterinary related services.

- The 2020 projections include expenditure on Food Safety & Standards at €351,800
- A National Dog Register System is now in operation which records and maintains details of all dog licences issued nationally. The service is provided under contract through An Post. €457,700 is provided to carry out all functions under the Control of Dogs legislation
- €343,700 has been provided to meet our obligations under the Control of Horses legislation. These obligations are primarily related to actions where there is a threat of damage to public property including parks, sports pitches and grass verges; danger posed to public safety and general nuisance posed by presence of horses in public places including roads
- Corresponding income for veterinary services amounts to €607,100
- €128,000 provision to continue the school meals programme in 23 schools
- €52,500 provided for Educational and Sports Bursaries

## Division H – Miscellaneous

The Draft Register of Electors will be available for inspection from November 1st to 25th. The register will come in to

force on 15/02/2020 and will remain in force for all elections and referenda held within the period up to 13/02/2021. The current Register 2019/20 was published on 01/02/2019 with 194,497 electors. Voter.ie is now operational across all four Dublin Local Authorities and allows members of the public to check if they are on the Register and either:

- Change their address or other details, including citizenship or change of name
- Add themselves to the Register of Electors
- Remove themselves from the Register Electors

The Council owns and maintains a fleet of vehicles and machinery in order to provide it's broad range of services. This fleet is maintained by the Council's Mechanical Section.

The fleet comprises 347 vehicles: 20 trucks, 80 vans, 9 jeeps, 24 4WD utility vehicles, 57 pickups, 35 tractors, 37 ride-on mowers, 9 winter gritting vehicles, 4 mobile libraries and the balance being made up of ancillary plant, e.g. wood-chippers, pedestrian sweepers and tractor trailers.

The total Machinery Yard budget for 2020 is €4,233,900.

Of this, €1,520,100 is budgeted for updating and modernising the council's fleet in order to maintain operational efficiency and reliability. The replacement programme will focus on more energy-efficient alternatives including further introduction of electric vehicles and decarbonisation of other plant and machinery.

**South Dublin County Council**  
Comhairle Contae Átha Cliath Theas

**ADOPTED**  
**Statutory Budget**  
**2020**

It should be noted that, because of the level of detail involved in the apportionment of Service Support Costs, rounding issues may be a feature in some of the tables. These have no material affect and do not impact on the overall budget figures.

**TABLE A - CALCULATION OF ANNUAL RATE ON VALUATION FOR THE FINANCIAL YEAR 2020**

**South Dublin County Council**

Summary by Service Division	Expenditure €	Income €	Budget Net Expenditure 2020 €	%	Estimated Net Outturn 2019 Net Expenditure €	%
<b>Gross Revenue Expenditure and Income</b>						
A Housing and Building	86,980,400	80,513,000	6,467,400	4.7%	9,357,000	7.3%
B Road Transport & Safety	32,893,000	5,030,000	27,863,000	20.3%	26,377,200	20.6%
C Water Services	13,689,300	9,589,100	4,100,200	3.0%	4,242,900	3.3%
D Development Management	20,208,000	6,713,900	13,494,100	9.9%	13,959,700	10.9%
E Environmental Services	38,221,700	4,934,100	33,287,600	24.3%	32,588,200	25.4%
F Recreation and Amenity	44,209,900	5,100,300	39,109,600	28.6%	38,053,800	29.7%
G Agriculture, Education, Health & Welfare	1,641,900	662,100	979,800	0.7%	960,200	0.7%
H Miscellaneous Services	17,911,200	6,264,900	11,646,300	8.5%	2,597,000	2.0%
	<b>255,755,400</b>	<b>118,807,400</b>	<b>136,948,000</b>	100.0%	<b>128,136,000</b>	100.0%
Provision for Debit Balance			-		-	
<b>ADJUSTED GROSS EXPENDITURE AND INCOME</b>			<b>136,948,000</b>		<b>128,136,000</b>	
Provision for Credit Balance			-		-	
Local Property Tax *			5,440,700		-	
Pension Related Deduction			-		-	
<b>SUB - TOTAL</b>			<b>5,440,700</b>		<b>-</b>	
<b>NET AMOUNT OF RATES TO BE LEVIED</b>			<b>131,507,300</b>		<b>-</b>	
Value of Base Year Adjustment			-		-	
<b>AMOUNT OF RATES TO BE LEVIED (GROSS of BYA)</b>			<b>131,507,300</b>		<b>-</b>	
NET EFFECTIVE VALUATION			476,475,700			
<b>GENERAL ANNUAL RATE ON VALUATION</b>			<b>.276</b>		<b>-</b>	

\* Represents Discretionary Local Property Tax (Local Property Tax allocation less Self-Funding). See Appendix 2 for details of full LPT allocation

**Table B: Expenditure and Income for 2020 and Estimated Outturn for 2019**

	2020				2019			
	Expenditure		Income		Expenditure		Income	
	Adopted by Council €	Estimated by Chief Executive €	Adopted by Council €	Estimated by Chief Executive €	Adopted by Council €	Estimated Outturn €	Adopted by Council €	Estimated Outturn €
<b>A Housing and Building</b>								
A01 Maintenance & Improvement of LA Housing Units	19,251,500	19,251,500	28,351,600	28,351,600	16,232,500	19,964,000	23,123,600	25,920,900
A02 Housing Assessment, Allocation and Transfer	-	-	-	-	-	-	-	-
A03 Housing Rent and Tenant Purchase Administration	1,785,700	1,785,700	38,500	38,500	1,844,000	1,813,900	42,400	52,700
A04 Housing Community Development Support	5,841,600	5,841,600	89,600	89,600	6,059,500	6,002,700	99,800	117,000
A05 Administration of Homeless Service	3,823,000	3,823,000	446,000	446,000	3,481,300	3,595,200	425,400	380,500
A06 Support to Housing Capital & Affordable Prog	9,201,300	9,201,300	6,654,100	6,654,100	9,063,300	9,287,200	6,639,500	6,660,800
A07 RAS and Leasing Programme	39,949,000	39,949,000	39,949,000	39,949,000	33,384,500	33,389,800	33,194,900	33,389,800
A08 Housing Loans	2,724,300	2,724,300	1,976,600	1,976,600	2,225,000	2,358,900	1,372,200	1,629,300
A09 Housing Grants	3,303,200	3,303,200	2,294,700	2,294,700	2,119,200	3,025,200	1,378,600	2,087,800
A11 Agency & Recoupable Services	785,000	785,000	397,100	397,100	652,800	559,100	308,100	400,200
A12 HAP Programme	315,800	315,800	315,800	315,800	313,200	305,400	123,000	305,400
<b>A Division Total</b>	<b>86,980,400</b>	<b>86,980,400</b>	<b>80,513,000</b>	<b>80,513,000</b>	<b>75,375,300</b>	<b>80,301,400</b>	<b>66,707,500</b>	<b>70,944,400</b>

Table B: Expenditure and Income for 2020 and Estimated Outturn for 2019									
	2020					2019			
	Expenditure		Income		Estimated by Chief Executive €	Expenditure		Income	
	Adopted by Council €	Estimated by Chief Executive €	Adopted by Council €	Estimated by Chief Executive €		Adopted by Council €	Estimated Outturn €	Adopted by Council €	Estimated Outturn €
<b>B Division and Services</b>									
<b>B Road Transport &amp; Safety</b>									
B01 NP Road - Maintenance and Improvement	-	-	-	-	-	-	-	-	-
B02 NS Road - Maintenance and Improvement	352,500	352,500	247,000	247,000	287,300	1,143,000	61,900	999,100	
B03 Regional Road - Maintenance and Improvement	3,164,100	3,164,100	48,500	48,500	2,816,800	2,703,900	40,300	45,100	
B04 Local Road - Maintenance and Improvement	15,887,300	15,887,300	3,036,500	3,036,500	14,240,800	15,007,700	3,036,100	3,049,800	
B05 Public Lighting	5,407,700	5,407,700	595,600	595,600	5,285,400	5,755,400	654,700	1,173,000	
B06 Traffic Management Improvement	2,537,800	2,537,800	78,400	78,400	2,646,200	2,598,700	137,000	95,900	
B07 Road Safety Engineering Improvement	2,080,200	2,080,200	72,300	72,300	1,989,400	1,968,000	71,000	81,100	
B08 Road Safety Promotion & Education	1,896,600	1,896,600	49,900	49,900	2,213,500	2,120,300	53,400	58,800	
B09 Maintenance & Management of Car Parking	470,700	470,700	462,000	462,000	484,600	461,300	654,000	463,000	
B10 Support to Roads Capital Prog	992,700	992,700	22,800	22,800	850,800	946,200	18,200	20,000	
B11 Agency & Recoupable Services	103,400	103,400	417,000	417,000	115,500	75,500	249,500	417,000	
<b>B Division Total</b>	<b>32,893,000</b>	<b>32,893,000</b>	<b>5,030,000</b>	<b>5,030,000</b>	<b>30,930,300</b>	<b>32,780,000</b>	<b>4,976,100</b>	<b>6,402,800</b>	

**Table B: Expenditure and Income for 2020 and Estimated Outturn for 2019**

Division and Services	2020				2019			
	Expenditure		Income		Expenditure		Income	
	Adopted by Council €	Estimated by Chief Executive €	Adopted by Council €	Estimated by Chief Executive €	Adopted by Council €	Estimated Outturn €	Adopted by Council €	Estimated Outturn €
<b>C Water Services</b>								
C01 Water Supply	4,964,000	4,964,000	4,964,000	4,964,000	4,451,200	4,392,900	4,451,200	4,392,900
C02 Waste Water Treatment	3,671,700	3,671,700	3,671,700	3,671,700	3,670,300	3,302,400	3,670,300	3,302,400
C03 Collection of Water and Waste Water Charges	112,700	112,700	112,700	112,700	142,800	133,400	142,800	133,400
C04 Public Conveniences	-	-	-	-	-	-	-	-
C05 Admin of Group and Private Installations	-	-	-	-	-	-	23,000	-
C06 Support to Water Capital Programme	329,200	329,200	329,200	329,200	414,400	295,500	414,400	295,500
C07 Agency & Recoupable Services	-	-	-	-	-	-	-	-
C08 Local Authority Water and Sanitary Services	4,611,700	4,611,700	511,500	511,500	4,878,600	4,772,000	513,200	529,100
<b>C Division Total</b>	<b>13,689,300</b>	<b>13,689,300</b>	<b>9,589,100</b>	<b>9,589,100</b>	<b>13,557,300</b>	<b>12,896,200</b>	<b>9,214,900</b>	<b>8,653,300</b>



**Table B: Expenditure and Income for 2020 and Estimated Outturn for 2019**

	2020				2019			
	Expenditure		Income		Expenditure		Income	
	Adopted by Council €	Estimated by Chief Executive €	Adopted by Council €	Estimated by Chief Executive €	Adopted by Council €	Estimated Outturn €	Adopted by Council €	Estimated Outturn €
<b>D Division and Services</b>								
<b>D Development Management</b>								
D01 Forward Planning	3,094,100	3,094,100	85,800	85,800	2,591,700	2,866,100	78,500	80,500
D02 Development Management	3,082,000	3,082,000	1,049,400	1,049,400	3,253,000	3,233,600	1,098,400	1,061,800
D03 Enforcement	789,700	789,700	25,200	25,200	894,700	817,900	43,300	31,200
D04 Industrial and Commercial Facilities	1,212,600	1,212,600	244,800	244,800	1,224,400	1,192,300	151,000	246,200
D05 Tourism Development and Promotion	1,541,900	1,541,900	9,400	9,400	1,421,000	1,547,600	58,500	47,000
D06 Community and Enterprise Function	3,879,900	3,879,900	2,612,100	2,612,100	3,934,100	3,926,200	2,673,700	2,664,800
D07 Unfinished Housing Estates	-	-	-	-	-	-	-	-
D08 Building Control	647,600	647,600	150,500	150,500	786,000	705,200	179,600	150,100
D09 Economic Development and Promotion	3,923,200	3,923,200	1,494,400	1,494,400	3,830,900	3,848,700	1,392,300	1,538,200
D10 Property Management	1,809,300	1,809,300	970,500	970,500	1,907,500	2,587,300	986,900	983,200
D11 Heritage and Conservation Services	222,700	222,700	71,800	71,800	198,000	109,100	72,000	72,300
D12 Agency & Recoupable Services	5,000	5,000	-	-	6,000	1,000	-	-
<b>D Division Total</b>	<b>20,208,000</b>	<b>20,208,000</b>	<b>6,713,900</b>	<b>6,713,900</b>	<b>20,047,300</b>	<b>20,835,000</b>	<b>6,734,200</b>	<b>6,875,300</b>

**Table B: Expenditure and Income for 2020 and Estimated Outturn for 2019**

	2020				2019			
	Expenditure		Income		Expenditure		Income	
	Adopted by Council €	Estimated by Chief Executive €	Adopted by Council €	Estimated by Chief Executive €	Adopted by Council €	Estimated Outturn €	Adopted by Council €	Estimated Outturn €
<b>E Division and Services</b>								
<b>E Environmental Services</b>								
E01 Landfill Operation & Aftercare	955,600	955,600	796,200	796,200	1,542,300	1,514,100	811,000	824,700
E02 Recovery and Recycling Facilities Operations	554,600	554,600	232,900	232,900	601,900	564,400	223,400	160,900
E03 Waste to Energy Facilities Operations	1,034,300	1,034,300	1,150,100	1,150,100	982,200	1,034,400	1,045,400	1,045,400
E04 Provision of Waste to Collection Services	572,400	572,400	434,500	434,500	703,200	731,200	469,600	469,800
E05 Litter Management	1,660,600	1,660,600	162,100	162,100	1,756,100	1,638,700	165,500	283,500
E06 Street Cleaning	8,250,100	8,250,100	162,400	162,400	8,041,600	7,764,800	171,600	189,500
E07 Waste Regulations, Monitoring and Enforcement	1,180,500	1,180,500	436,500	436,500	960,900	1,043,300	318,200	434,000
E08 Waste Management Planning	-	-	-	-	-	-	-	-
E09 Maintenance of Burial Grounds	1,521,500	1,521,500	734,900	734,900	1,439,400	1,488,700	734,700	738,100
E10 Safety of Structures and Places	753,500	753,500	65,000	65,000	693,600	660,100	94,200	71,800
E11 Operation of Fire Service	20,602,000	20,602,000	-	-	19,621,200	20,201,200	550,000	-
E12 Fire Prevention	10,000	10,000	750,000	750,000	-	10,000	-	725,000
E13 Water Quality, Air and Noise Pollution	491,500	491,500	3,600	3,600	358,600	346,100	-	-
E14 Agency & Recoupable Services	-	-	-	-	-	-	-	-
E15 Climate Change and Flooding	635,100	635,100	5,900	5,900	518,500	552,900	5,600	19,000
<b>E Division Total</b>	<b>38,221,700</b>	<b>38,221,700</b>	<b>4,934,100</b>	<b>4,934,100</b>	<b>37,219,500</b>	<b>37,549,900</b>	<b>4,589,200</b>	<b>4,961,700</b>

Table B: Expenditure and Income for 2020 and Estimated Outturn for 2019									
Division and Services	2020					2019			
	Expenditure		Income		Estimated by Chief Executive €	Expenditure		Income	
	Adopted by Council €	Estimated by Chief Executive €	Adopted by Council €	Estimated by Chief Executive €		Adopted by Council €	Estimated Outturn €	Adopted by Council €	Estimated Outturn €
<b>F Recreation and Amenity</b>									
F01 Leisure Facilities Operations	527,500	527,500	150,000	150,000		505,200	535,300	150,000	120,900
F02 Operation of Library and Archival Service	10,939,600	10,939,600	387,800	387,800		11,226,600	10,976,400	475,100	492,900
F03 Outdoor Leisure Areas Operations	20,873,400	20,873,400	503,200	503,200		19,596,100	20,003,600	492,600	534,600
F04 Community Sport and Recreational Development	9,685,800	9,685,800	3,349,100	3,349,100		9,258,500	8,961,700	3,251,000	2,814,700
F05 Operation of Arts Programme	2,183,600	2,183,600	710,200	710,200		2,059,200	2,311,700	560,700	771,800
F06 Agency & Recoupable Services	-	-	-	-		-	-	-	-
<b>F Division Total</b>	<b>44,209,900</b>	<b>44,209,900</b>	<b>5,100,300</b>	<b>5,100,300</b>		<b>42,645,600</b>	<b>42,788,700</b>	<b>4,929,400</b>	<b>4,734,900</b>

Table B: Expenditure and Income for 2020 and Estimated Outturn for 2019									
	2020					2019			
	Expenditure		Income		Estimated by Chief Executive €	Expenditure		Income	
	Adopted by Council €	Estimated by Chief Executive €	Adopted by Council €	Estimated by Chief Executive €		Adopted by Council €	Estimated Outturn €	Adopted by Council €	Estimated Outturn €
<b>G Division and Services</b>									
<b>G Agriculture, Education, Health &amp; Welfare</b>									
G01 Land Drainage Costs	-	-	-	-	-	-	-	-	-
G02 Operation and Maintenance of Piers and Harbours	-	-	-	-	-	-	-	-	-
G03 Coastal Protection	-	-	-	-	-	-	-	-	-
G04 Veterinary Service	1,457,200	1,457,200	607,100	607,100	607,100	1,448,500	1,433,700	628,100	610,100
G05 Educational Support Services	184,700	184,700	55,000	55,000	55,000	256,800	176,600	90,000	40,000
G06 Agency & Recoupable Services	-	-	-	-	-	-	-	-	-
<b>G Division Total</b>	<b>1,641,900</b>	<b>1,641,900</b>	<b>662,100</b>	<b>662,100</b>	<b>662,100</b>	<b>1,705,300</b>	<b>1,610,300</b>	<b>718,100</b>	<b>650,100</b>

**Table B: Expenditure and Income for 2020 and Estimated Outturn for 2019**

Division and Services	2020				2019			
	Expenditure		Income		Expenditure		Income	
	Adopted by Council €	Estimated by Chief Executive €	Adopted by Council €	Estimated by Chief Executive €	Adopted by Council €	Estimated Outturn €	Adopted by Council €	Estimated Outturn €
<b>H Miscellaneous Services</b>								
H01 Profit & Loss Machinery Account	36,000	36,000	36,000	36,000	48,000	38,000	41,700	38,000
H02 Profit & Loss Stores Account	-	-	-	-	-	-	-	-
H03 Administration of Rates	15,806,800	15,806,800	565,000	565,000	19,491,300	17,999,400	12,331,700	12,070,800
H04 Franchise Costs	550,100	550,100	6,200	6,200	431,900	467,600	4,500	446,400
H05 Operation of Morgue and Coroner Expenses	20,200	20,200	-	-	71,200	20,200	-	-
H06 Weighbridges	-	-	-	-	-	-	-	-
H07 Operation of Markets and Casual Trading	-	-	30,000	30,000	-	-	30,000	30,000
H08 Malicious Damage	-	-	-	-	-	-	-	-
H09 Local Representation & Civic Leadership	1,456,300	1,456,300	1,100	1,100	1,330,100	1,373,200	-	1,100
H10 Motor Taxation	-	-	-	-	-	-	-	-
H11 Agency & Recoupable Services	41,800	41,800	5,626,600	5,626,600	12,500	72,500	4,237,100	4,787,600
<b>H Division Total</b>	<b>17,911,200</b>	<b>17,911,200</b>	<b>6,264,900</b>	<b>6,264,900</b>	<b>21,385,000</b>	<b>19,970,900</b>	<b>16,645,000</b>	<b>17,373,900</b>
<b>Overall Total</b>	<b>255,755,400</b>	<b>255,755,400</b>	<b>118,807,400</b>	<b>118,807,400</b>	<b>242,865,600</b>	<b>248,732,400</b>	<b>114,514,400</b>	<b>120,596,400</b>

**Table D****ANALYSIS OF BUDGET 2020 INCOME FROM GOODS AND SERVICES**

<b>Source of Income</b>	<b>2020</b> <b>€</b>	<b>2019</b> <b>€</b>
Rents from Houses	29,470,400	25,223,300
Housing Loans Interest & Charges	1,809,600	1,162,600
Parking Fines & Charges	462,000	654,000
Irish Water	8,814,500	8,414,000
Planning Fees	1,105,500	1,180,000
Domestic Refuse Charges	-	-
Commercial Refuse Charges	-	-
Landfill Charges	-	-
Fire Charges	750,000	550,000
Recreation/Amenity/Culture	477,100	358,500
Agency Services & Repayable Works	91,000	91,000
Local Authority Contributions	1,754,000	1,662,200
Superannuation	1,913,800	1,883,800
NPPR	1,000,000	600,000
Other income	7,359,700	11,984,800
<b>Total Goods and Services</b>	<b>55,007,600</b>	<b>53,764,200</b>



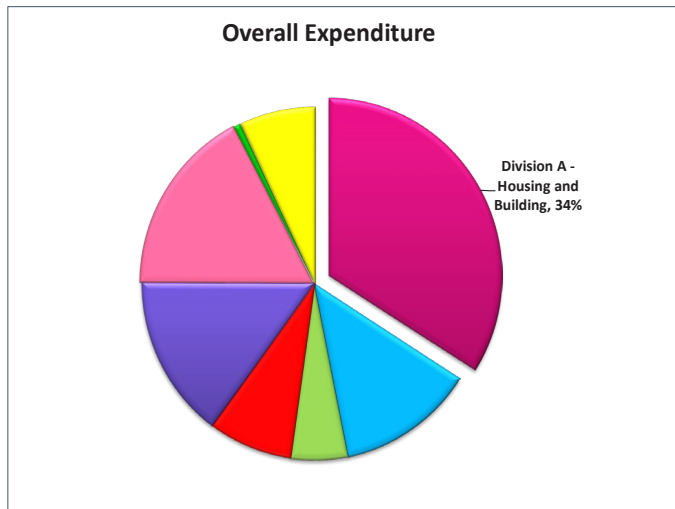
Table E

## ANALYSIS OF BUDGET 2020 INCOME FROM GRANTS &amp; SUBSIDIES

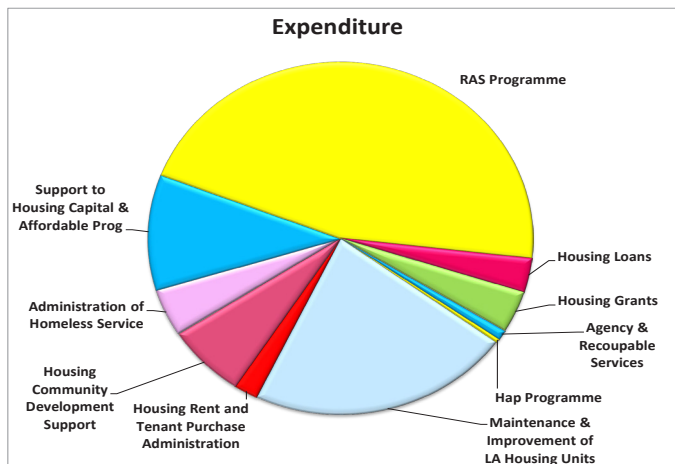
	2020	2019
	€	€
<b>Department of Housing, Planning and Local Government</b>		
Housing and Building	47,584,800	38,952,400
Road Transport & Safety	2,886,900	2,886,900
Water Services	476,100	487,900
Development Management	118,000	168,000
Environmental Services	-	130,000
Recreation and Amenity	-	90,800
Agriculture, Education, Health & Welfare	-	-
Miscellaneous Services	3,971,600	9,835,100
<b>Sub-total</b>	<b>55,037,400</b>	<b>52,551,100</b>
<b>Other Departments and Bodies</b>		
TII Transport Infrastructure Ireland	825,000	700,000
Culture, Heritage & Gaeltacht	119,000	100,000
National Transport Authority	5,000	-
Social Protection	1,990,000	-
Defence	-	-
Education and Skills	-	-
Library Council	-	-
Arts Council	60,000	45,000
Transport, Tourism & Sport	-	-
Justice & Equality	-	-
Agriculture, Food & The Marine	105,000	105,000
Jobs, Enterprise and Innovation	1,279,200	1,256,000
Rural & Community Development	2,482,300	2,541,000
Communications, Climate Action & Environment	300,100	56,100
Food Safety Authority of Ireland	300,000	340,000
Other	1,296,800	3,056,000
<b>Sub-total</b>	<b>8,762,400</b>	<b>8,199,100</b>
<b>Total Grants and Subsidies</b>	<b>63,799,800</b>	<b>60,750,200</b>

## Division A - Housing and Building

Division	Amount	%
<b>Division A - Housing and Building</b>	<b>86,980,400</b>	<b>34%</b>
Division B - Road Transport & Safety	32,893,000	13%
Division C - Water Services	13,689,300	5%
Division D - Development Management	20,208,000	8%
Division E - Environmental Services	38,221,700	15%
Division F - Recreation and Amenity	44,209,900	17%
Division G - Agriculture, Education, Health & Welfare	1,641,900	1%
Division H - Miscellaneous Services	17,911,200	7%
<b>Grand Total</b>	<b>255,755,400</b>	<b>100%</b>



How the Division is Spent	Amount	%
Maintenance & Improvement of LA Housing Units	19,251,500	22%
Housing Rent and Tenant Purchase Administration	1,785,700	2%
Housing Community Development Support	5,841,600	7%
Administration of Homeless Service	3,823,000	4%
Support to Housing Capital & Affordable Prog	9,201,300	11%
RAS Programme	39,949,000	46%
Housing Loans	2,724,300	3%
Housing Grants	3,303,200	4%
Agency & Recoupable Services	785,000	1%
Hap Programme	315,800	0%
<b>Grand Total</b>	<b>86,980,400</b>	<b>100%</b>



How the Division is Funded	Amount	%
Grants DoHP&LG	47,584,800	55%
Superannuation	344,600	0%
Housing Loans Interest & Charges	1,809,600	2%
Housing Rent	29,470,400	34%
Miscellaneous Inc - Goods & Services	881,100	1%
Local Authority Contributions	422,500	0%
Rates & Discretionary LPT	6,467,400	7%
<b>Grand Total</b>	<b>86,980,400</b>	<b>100%</b>

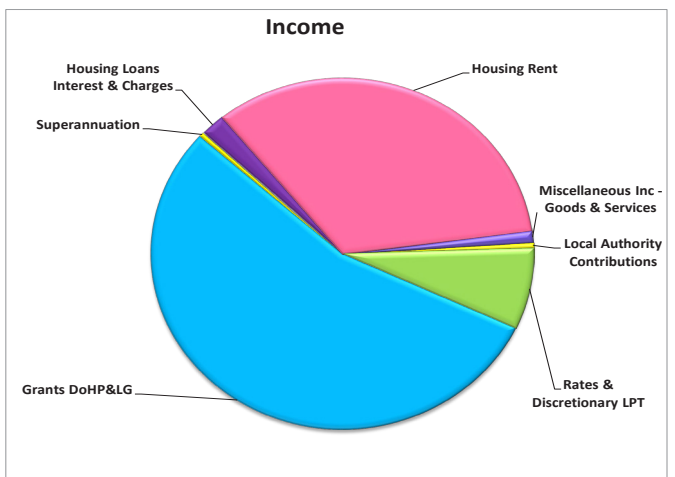


Table B: Expenditure and Income for 2020 and Estimated Outturn for 2019

	2020				2019			
	Expenditure		Income		Expenditure		Income	
	Adopted by Council €	Estimated by Chief Executive €	Adopted by Council €	Estimated by Chief Executive €	Adopted by Council €	Estimated Outturn €	Adopted by Council €	Estimated Outturn €
<b>A Housing and Building</b>								
A01 Maintenance & Improvement of LA Housing Units	19,251,500	19,251,500	28,351,600	28,351,600	16,232,500	19,964,000	23,123,600	25,920,900
A02 Housing Assessment, Allocation and Transfer	-	-	-	-	-	-	-	-
A03 Housing Rent and Tenant Purchase Administration	1,785,700	1,785,700	38,500	38,500	1,844,000	1,813,900	42,400	52,700
A04 Housing Community Development Support	5,841,600	5,841,600	89,600	89,600	6,059,500	6,002,700	99,800	117,000
A05 Administration of Homeless Service	3,823,000	3,823,000	446,000	446,000	3,481,300	3,595,200	425,400	380,500
A06 Support to Housing Capital & Affordable Prog	9,201,300	9,201,300	6,654,100	6,654,100	9,063,300	9,287,200	6,639,500	6,660,800
A07 RAS and Leasing Programme	39,949,000	39,949,000	39,949,000	39,949,000	33,384,500	33,389,800	33,194,900	33,389,800
A08 Housing Loans	2,724,300	2,724,300	1,976,600	1,976,600	2,225,000	2,358,900	1,372,200	1,629,300
A09 Housing Grants	3,303,200	3,303,200	2,294,700	2,294,700	2,119,200	3,025,200	1,378,600	2,087,800
A11 Agency & Recoupable Services	785,000	785,000	397,100	397,100	652,800	559,100	308,100	400,200
A12 HAP Programme	315,800	315,800	315,800	315,800	313,200	305,400	123,000	305,400
<b>A Division Total</b>	<b>86,980,400</b>	<b>86,980,400</b>	<b>80,513,000</b>	<b>80,513,000</b>	<b>75,375,300</b>	<b>80,301,400</b>	<b>66,707,500</b>	<b>70,944,400</b>

<b>Table F - Expenditure</b>				
<b>Division A - Housing and Building</b>				
<b>Expenditure by Service and Sub-Service</b>	<b>2020</b>		<b>2019</b>	
	<b>Adopted by Council</b>	<b>Estimated by Chief Executive</b>	<b>Adopted by Council</b>	<b>Estimated Outturn</b>
	<b>€</b>	<b>€</b>	<b>€</b>	<b>€</b>
A0101 Maintenance of LA Housing Units	15,115,800	15,115,800	12,325,000	15,870,700
A0102 Maintenance of Traveller Accommodation Units	623,200	623,200	448,200	709,400
A0103 Traveller Accommodation Management	1,099,500	1,099,500	1,211,200	1,095,100
A0104 Estate Maintenance	-	-	-	-
A0199 Service Support Costs	2,413,000	2,413,000	2,248,100	2,288,800
<b>A01 Maintenance &amp; Improvement of LA Housing Units</b>	<b>19,251,500</b>	<b>19,251,500</b>	<b>16,232,500</b>	<b>19,964,000</b>
A0201 Assessment of Housing Needs, Allocs. & Trans.	-	-	-	-
A0299 Service Support Costs	-	-	-	-
<b>A02 Housing Assessment, Allocation and Transfer</b>	<b>-</b>	<b>-</b>	<b>-</b>	<b>-</b>
A0301 Debt Management & Rent Assessment	1,231,300	1,231,300	1,150,100	1,114,500
A0399 Service Support Costs	554,400	554,400	693,900	699,400
<b>A03 Housing Rent and Tenant Purchase Administration</b>	<b>1,785,700</b>	<b>1,785,700</b>	<b>1,844,000</b>	<b>1,813,900</b>
A0401 Housing Estate Management	3,689,000	3,689,000	3,850,400	3,753,100
A0402 Tenancy Management	662,500	662,500	611,900	636,300
A0403 Social and Community Housing Service	-	-	-	-
A0499 Service Support Costs	1,490,100	1,490,100	1,597,200	1,613,300
<b>A04 Housing Community Development Support</b>	<b>5,841,600</b>	<b>5,841,600</b>	<b>6,059,500</b>	<b>6,002,700</b>
A0501 Homeless Grants Other Bodies	3,417,300	3,417,300	3,105,900	3,216,700
A0502 Homeless Service	-	-	-	-
A0599 Service Support Costs	405,700	405,700	375,400	378,500
<b>A05 Administration of Homeless Service</b>	<b>3,823,000</b>	<b>3,823,000</b>	<b>3,481,300</b>	<b>3,595,200</b>
A0601 Technical and Administrative Support	1,910,900	1,910,900	1,721,300	1,943,000
A0602 Loan Charges	6,121,600	6,121,600	6,120,400	6,120,400
A0699 Service Support Costs	1,168,800	1,168,800	1,221,600	1,223,800
<b>A06 Support to Housing Capital &amp; Affordable Prog</b>	<b>9,201,300</b>	<b>9,201,300</b>	<b>9,063,300</b>	<b>9,287,200</b>
A0701 RAS Operations	16,197,300	16,197,300	17,863,100	17,612,500
A0702 Long Term Leasing	8,060,500	8,060,500	6,896,300	5,659,600
A0703 Payment & Availability	14,674,200	14,674,200	7,512,600	9,047,400
A0704 Affordable Leases	636,100	636,100	681,700	635,000
A0799 Service Support Costs	380,900	380,900	430,800	435,300
<b>A07 RAS and Leasing Programme</b>	<b>39,949,000</b>	<b>39,949,000</b>	<b>33,384,500</b>	<b>33,389,800</b>

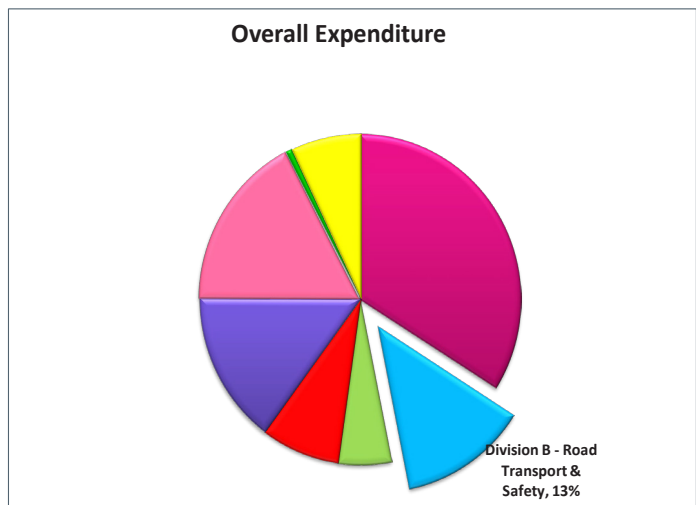
<b>Table F - Expenditure</b>				
<b>Division A - Housing and Building</b>				
<b>Expenditure by Service and Sub-Service</b>	<b>2020</b>		<b>2019</b>	
	<b>Adopted by Council</b>	<b>Estimated by Chief Executive</b>	<b>Adopted by Council</b>	<b>Estimated Outturn</b>
	<b>€</b>	<b>€</b>	<b>€</b>	<b>€</b>
A0801 Loan Interest and Other Charges	2,189,900	2,189,900	1,910,900	1,962,600
A0802 Debt Management Housing Loans	194,500	194,500	-	79,200
A0899 Service Support Costs	339,900	339,900	314,100	317,100
<b>A08 Housing Loans</b>	<b>2,724,300</b>	<b>2,724,300</b>	<b>2,225,000</b>	<b>2,358,900</b>
A0901 Housing & Adapatation Grant Scheme	2,673,300	2,673,300	1,680,800	2,450,600
A0902 Loan Charges DPG/ERG	-	-	-	100
A0903 Essential Repair Grants	100,200	100,200	60,000	91,100
A0904 Other Housing Grant Payments	-	-	-	-
A0905 Mobility Aids Housing Grants	333,900	333,900	200,000	303,500
A0999 Service Support Costs	195,800	195,800	178,400	179,900
<b>A09 Housing Grants</b>	<b>3,303,200</b>	<b>3,303,200</b>	<b>2,119,200</b>	<b>3,025,200</b>
A1101 Agency & Recoupable Service	667,800	667,800	522,200	427,400
A1199 Service Support Costs	117,200	117,200	130,600	131,700
<b>A11 Agency &amp; Recoupable Services</b>	<b>785,000</b>	<b>785,000</b>	<b>652,800</b>	<b>559,100</b>
A1201 HAP	175,700	175,700	174,400	165,500
A1202 HAP Agency Services	-	-	-	-
A1299 HAP Service Support Costs	140,100	140,100	138,800	139,900
<b>A12 HAP Programme</b>	<b>315,800</b>	<b>315,800</b>	<b>313,200</b>	<b>305,400</b>
<b>A Division Total</b>	<b>86,980,400</b>	<b>86,980,400</b>	<b>75,375,300</b>	<b>80,301,400</b>

<b>Table F - Income</b>				
<b>Division A - Housing and Building</b>				
<b>Income by Source</b>	<b>2020</b>		<b>2019</b>	
	<b>Adopted by Council</b>	<b>Estimated by Chief Executive</b>	<b>Adopted by Council</b>	<b>Estimated Outturn</b>
	<b>€</b>	<b>€</b>	<b>€</b>	<b>€</b>
<b>Government Grants</b>				
Housing, Planning, & Local Government	47,584,800	47,584,800	38,952,400	40,859,800
Other	-	-	-	-
<b>Total Government Grants</b>	<b>47,584,800</b>	<b>47,584,800</b>	<b>38,952,400</b>	<b>40,859,800</b>
<b>Goods &amp; Services</b>				
Rents from Houses	29,470,400	29,470,400	25,223,300	26,418,100
Housing Loans Interest & Charges	1,809,600	1,809,600	1,162,600	1,419,600
Superannuation	344,600	344,600	348,600	346,700
Agency Services & Repayable Works	-	-	-	-
Local Authority Contributions	422,500	422,500	404,900	357,300
Other income	881,100	881,100	615,700	1,542,900
<b>Total Goods &amp; Services</b>	<b>32,928,200</b>	<b>32,928,200</b>	<b>27,755,100</b>	<b>30,084,600</b>
<b>Division 'A' Total</b>	<b>80,513,000</b>	<b>80,513,000</b>	<b>66,707,500</b>	<b>70,944,400</b>

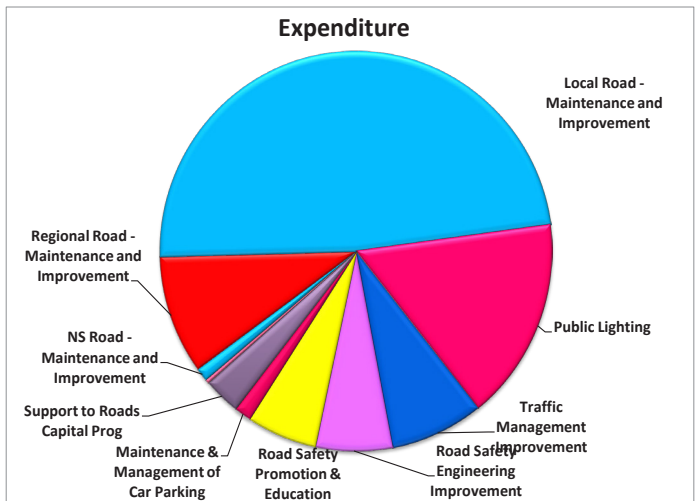


## Division B - Road Transport & Safety

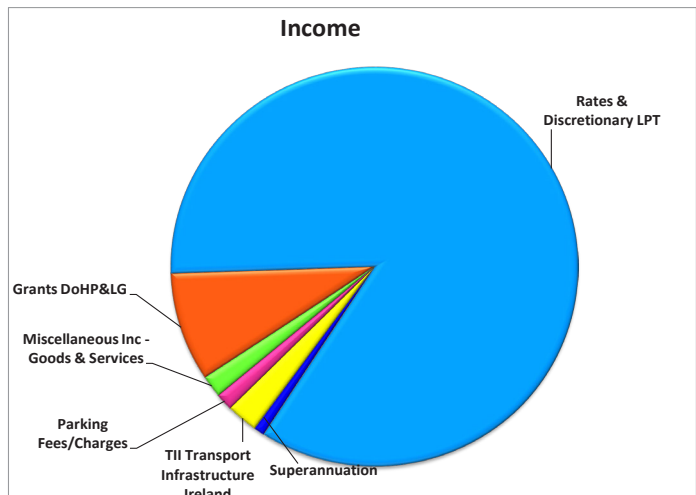
Division	Amount	%
Division A - Housing and Building	86,980,400	34%
<b>Division B - Road Transport &amp; Safety</b>	<b>32,893,000</b>	<b>13%</b>
Division C - Water Services	13,689,300	5%
Division D - Development Management	20,208,000	8%
Division E - Environmental Services	38,221,700	15%
Division F - Recreation and Amenity	44,209,900	17%
Division G - Agriculture, Education, Health & Welfare	1,641,900	1%
Division H - Miscellaneous Services	17,911,200	7%
<b>Grand Total</b>	<b>255,755,400</b>	<b>100%</b>



How the Division is Spent	Amount	%
NP Road - Maintenance and Improvement	0	0%
NS Road - Maintenance and Improvement	352,500	1%
Regional Road - Maintenance and Improvement	3,164,100	10%
Local Road - Maintenance and Improvement	15,887,300	48%
Public Lighting	5,407,700	16%
Traffic Management Improvement	2,537,800	8%
Road Safety Engineering Improvement	2,080,200	6%
Road Safety Promotion & Education	1,896,600	6%
Maintenance & Management of Car Parking	470,700	1%
Support to Roads Capital Prog	992,700	3%
Agency & Recoupable Services	103,400	0%
<b>Grand Total</b>	<b>32,893,000</b>	<b>100%</b>



How the Division is Funded	Amount	%
Superannuation	269,100	1%
TII Transport Infrastructure Ireland	830,000	3%
Parking Fees/Charges	462,000	1%
Miscellaneous Inc - Goods & Services	582,000	2%
Grants DoHP&LG	2,886,900	9%
Rates & Discretionary LPT	27,863,000	85%
<b>Grand Total</b>	<b>32,893,000</b>	<b>100%</b>



**Table B: Expenditure and Income for 2020 and Estimated Outturn for 2019**

	2020				2019			
	Expenditure		Income		Expenditure		Income	
	Adopted by Council €	Estimated by Chief Executive €	Adopted by Council €	Estimated by Chief Executive €	Adopted by Council €	Estimated Outturn €	Adopted by Council €	Estimated Outturn €
<b>B Division and Services</b>								
<b>B Road Transport &amp; Safety</b>								
B01 NP Road - Maintenance and Improvement	-	-	-	-	-	-	-	-
B02 NS Road - Maintenance and Improvement	352,500	352,500	247,000	247,000	287,300	1,143,000	61,900	999,100
B03 Regional Road - Maintenance and Improvement	3,164,100	3,164,100	48,500	48,500	2,816,800	2,703,900	40,300	45,100
B04 Local Road - Maintenance and Improvement	15,887,300	15,887,300	3,036,500	3,036,500	14,240,800	15,007,700	3,036,100	3,049,800
B05 Public Lighting	5,407,700	5,407,700	595,600	595,600	5,285,400	5,755,400	654,700	1,173,000
B06 Traffic Management Improvement	2,537,800	2,537,800	78,400	78,400	2,646,200	2,598,700	137,000	95,900
B07 Road Safety Engineering Improvement	2,080,200	2,080,200	72,300	72,300	1,989,400	1,968,000	71,000	81,100
B08 Road Safety Promotion & Education	1,896,600	1,896,600	49,900	49,900	2,213,500	2,120,300	53,400	58,800
B09 Maintenance & Management of Car Parking	470,700	470,700	462,000	462,000	484,600	461,300	654,000	463,000
B10 Support to Roads Capital Prog	992,700	992,700	22,800	22,800	850,800	946,200	18,200	20,000
B11 Agency & Recoupable Services	103,400	103,400	417,000	417,000	115,500	75,500	249,500	417,000
<b>B Division Total</b>	<b>32,893,000</b>	<b>32,893,000</b>	<b>5,030,000</b>	<b>5,030,000</b>	<b>30,930,300</b>	<b>32,780,000</b>	<b>4,976,100</b>	<b>6,402,800</b>

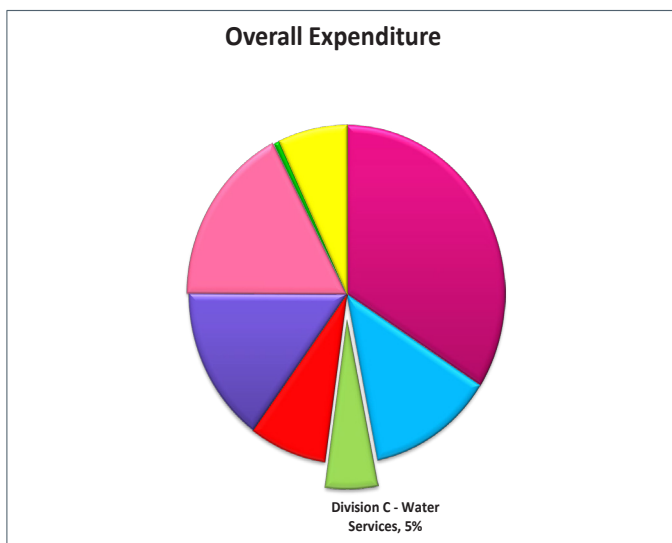
<b>Table F - Expenditure</b>				
<b>Division B - Road Transport &amp; Safety</b>				
<b>Expenditure by Service and Sub-Service</b>	<b>2020</b>		<b>2019</b>	
	<b>Adopted by Council €</b>	<b>Estimated by Chief Executive €</b>	<b>Adopted by Council €</b>	<b>Estimated Outturn €</b>
B0101 NP - Surface Dressing	-	-	-	-
B0102 NP - Pavement Overlay/Reconstruction	-	-	-	-
B0103 NP - Winter Maintenance	-	-	-	-
B0104 NP - Bridge Maintenance (Eirspan)	-	-	-	-
B0105 NP - General Maintenance	-	-	-	-
B0106 NP - General Improvements Works	-	-	-	-
B0199 Service Support Costs	-	-	-	-
<b>B01 NP Road - Maintenance and Improvement</b>	<b>-</b>	<b>-</b>	<b>-</b>	<b>-</b>
B0201 NS - Surface Dressing	-	-	-	-
B0202 NS - Overlay/Reconstruction	-	-	-	-
B0203 NS - Overlay/Reconstruction – Urban	-	-	-	-
B0204 NS - Winter Maintenance	27,500	27,500	44,100	54,300
B0205 NS - Bridge Maintenance (Eirspan)	-	-	-	-
B0206 NS - General Maintenance - Urban	305,600	305,600	225,000	1,069,900
B0207 NS - General Improvement Works	-	-	-	-
B0299 Service Support Costs	19,400	19,400	18,200	18,800
<b>B02 NS Road - Maintenance and Improvement</b>	<b>352,500</b>	<b>352,500</b>	<b>287,300</b>	<b>1,143,000</b>
B0301 Regional Roads Surface Dressing	-	-	-	-
B0302 Reg Rd Surface Rest/Road Reconstruction/Overlay	-	-	-	-
B0303 Regional Road Winter Maintenance	135,400	135,400	228,800	173,800
B0304 Regional Road Bridge Maintenance	-	-	-	-
B0305 Regional Road General Maintenance Works	2,500,400	2,500,400	2,193,600	2,126,300
B0306 Regional Road General Improvement Works	-	-	-	-
B0399 Service Support Costs	528,300	528,300	394,400	403,800
<b>B03 Regional Road - Maintenance and Improvement</b>	<b>3,164,100</b>	<b>3,164,100</b>	<b>2,816,800</b>	<b>2,703,900</b>
B0401 Local Road Surface Dressing	-	-	-	-
B0402 Local Rd Surface Rest/Road Reconstruction/Overlay	-	-	-	-
B0403 Local Roads Winter Maintenance	110,400	110,400	181,700	151,100
B0404 Local Roads Bridge Maintenance	120,000	120,000	120,000	120,000
B0405 Local Roads General Maintenance Works	13,945,500	13,945,500	12,359,200	13,040,900
B0406 Local Roads General Improvement Works	264,000	264,000	236,900	319,000
B0499 Service Support Costs	1,447,400	1,447,400	1,343,000	1,376,700
<b>B04 Local Road - Maintenance and Improvement</b>	<b>15,887,300</b>	<b>15,887,300</b>	<b>14,240,800</b>	<b>15,007,700</b>

<b>Table F - Expenditure</b>				
<b>Division B - Road Transport &amp; Safety</b>				
<b>Expenditure by Service and Sub-Service</b>	<b>2020</b>		<b>2019</b>	
	<b>Adopted by Council</b>	<b>Estimated by Chief Executive</b>	<b>Adopted by Council</b>	<b>Estimated Outturn</b>
	<b>€</b>	<b>€</b>	<b>€</b>	<b>€</b>
B0501 Public Lighting Operating Costs	3,445,900	3,445,900	3,658,900	3,425,600
B0502 Public Lighting Improvement	1,650,000	1,650,000	1,475,000	2,175,000
B0599 Service Support Costs	311,800	311,800	151,500	154,800
<b>B05 Public Lighting</b>	<b>5,407,700</b>	<b>5,407,700</b>	<b>5,285,400</b>	<b>5,755,400</b>
B0601 Traffic Management	175,000	175,000	165,000	165,000
B0602 Traffic Maintenance	1,922,600	1,922,600	2,005,800	1,953,600
B0603 Traffic Improvement Measures	100,000	100,000	100,000	100,000
B0699 Service Support Costs	340,200	340,200	375,400	380,100
<b>B06 Traffic Management Improvement</b>	<b>2,537,800</b>	<b>2,537,800</b>	<b>2,646,200</b>	<b>2,598,700</b>
B0701 Low Cost Remedial Measures	1,508,300	1,508,300	1,417,600	1,397,600
B0702 Other Engineering Improvements	115,000	115,000	150,000	139,000
B0799 Service Support Costs	456,900	456,900	421,800	431,400
<b>B07 Road Safety Engineering Improvement</b>	<b>2,080,200</b>	<b>2,080,200</b>	<b>1,989,400</b>	<b>1,968,000</b>
B0801 School Wardens	1,174,700	1,174,700	1,217,500	1,104,900
B0802 Publicity and Promotion Road Safety	-	-	-	-
B0899 Service Support Costs	721,900	721,900	996,000	1,015,400
<b>B08 Road Safety Promotion &amp; Education</b>	<b>1,896,600</b>	<b>1,896,600</b>	<b>2,213,500</b>	<b>2,120,300</b>
B0901 Maintenance and Management of Car Parks	39,500	39,500	40,000	37,000
B0902 Operation of Street Parking	419,900	419,900	431,200	410,900
B0903 Parking Enforcement	-	-	-	-
B0999 Service Support Costs	11,300	11,300	13,400	13,400
<b>B09 Maintenance &amp; Management of Car Parking</b>	<b>470,700</b>	<b>470,700</b>	<b>484,600</b>	<b>461,300</b>
B1001 Administration of Roads Capital Programme	605,800	605,800	553,200	644,300
B1099 Service Support Costs	386,900	386,900	297,600	301,900
<b>B10 Support to Roads Capital Prog</b>	<b>992,700</b>	<b>992,700</b>	<b>850,800</b>	<b>946,200</b>
B1101 Agency & Recoupable Service	103,000	103,000	115,000	75,000
B1199 Service Support Costs	400	400	500	500
<b>B11 Agency &amp; Recoupable Services</b>	<b>103,400</b>	<b>103,400</b>	<b>115,500</b>	<b>75,500</b>
<b>B Division Total</b>	<b>32,893,000</b>	<b>32,893,000</b>	<b>30,930,300</b>	<b>32,780,000</b>

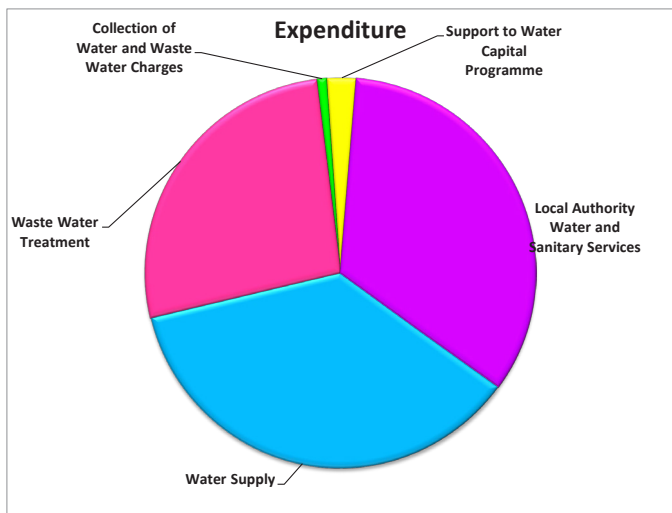
<b>Table F - Income</b>				
<b>Division B - Road Transport &amp; Safety</b>				
<b>Income by Source</b>	<b>2020</b>		<b>2019</b>	
	<b>Adopted by Council</b>	<b>Estimated by Chief Executive</b>	<b>Adopted by Council</b>	<b>Estimated Outturn</b>
	<b>€</b>	<b>€</b>	<b>€</b>	<b>€</b>
<b>Government Grants</b>				
Housing, Planning, & Local Government	2,886,900	2,886,900	2,886,900	2,886,900
TII Transport Infrastructure Ireland	825,000	825,000	700,000	2,150,000
Culture, Heritage & Gaeltacht	-	-	-	-
National Transport Authority	5,000	5,000	-	5,000
Transport, Tourism & Sport	-	-	-	-
Other	-	-	-	-
<b>Total Government Grants</b>	<b>3,716,900</b>	<b>3,716,900</b>	<b>3,586,900</b>	<b>5,041,900</b>
<b>Goods &amp; Services</b>				
Parking Fines & Charges	462,000	462,000	654,000	463,000
Superannuation	269,100	269,100	261,500	260,400
Agency Services & Repayable Works	-	-	-	-
Local Authority Contributions	-	-	-	-
Other income	582,000	582,000	473,700	637,500
<b>Total Goods &amp; Services</b>	<b>1,313,100</b>	<b>1,313,100</b>	<b>1,389,200</b>	<b>1,360,900</b>
<b>Division 'B' Total</b>	<b>5,030,000</b>	<b>5,030,000</b>	<b>4,976,100</b>	<b>6,402,800</b>

## Division C - Water Services

Division	Amount	%
Division A - Housing and Building	86,980,400	34%
Division B - Road Transport & Safety	32,893,000	13%
<b>Division C - Water Services</b>	<b>13,689,300</b>	<b>5%</b>
Division D - Development Management	20,208,000	8%
Division E - Environmental Services	38,221,700	15%
Division F - Recreation and Amenity	44,209,900	17%
Division G - Agriculture, Education, Health & Welfare	1,641,900	1%
Division H - Miscellaneous Services	17,911,200	7%
<b>Grand Total</b>	<b>255,755,400</b>	<b>100%</b>



How the Division is Spent	Amount	%
Water Supply	4,964,000	36%
Waste Water Treatment	3,671,700	27%
Collection of Water and Waste Water Charges	112,700	1%
Admin of Group and Private Installations	0	0%
Support to Water Capital Programme	329,200	2%
Agency & Recoupable Services	0	0%
Local Authority Water and Sanitary Services	4,611,700	34%
<b>Grand Total</b>	<b>13,689,300</b>	<b>100%</b>



How the Division is Funded	Amount	%
Irish Water	8,814,500	64%
Grants DoHP&LG	476,100	3%
Miscellaneous Inc - Goods & Services	64,300	0%
Superannuation	234,200	2%
Rates & Discretionary LPT	4,100,200	30%
<b>Grand Total</b>	<b>13,689,300</b>	<b>100%</b>

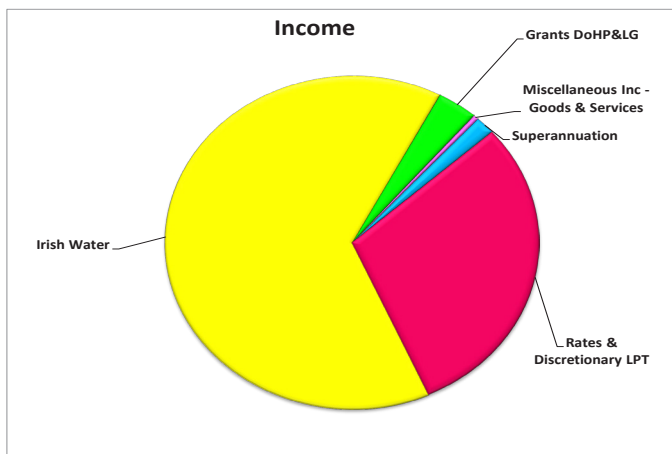


Table B: Expenditure and Income for 2020 and Estimated Outturn for 2019

	2020				2019			
	Expenditure		Income		Expenditure		Income	
	Adopted by Council €	Estimated by Chief Executive €	Adopted by Council €	Estimated by Chief Executive €	Adopted by Council €	Estimated Outturn €	Adopted by Council €	Estimated Outturn €
<b>C Water Services</b>								
C01 Water Supply	4,964,000	4,964,000	4,964,000	4,964,000	4,451,200	4,392,900	4,451,200	4,392,900
C02 Waste Water Treatment	3,671,700	3,671,700	3,671,700	3,671,700	3,670,300	3,302,400	3,670,300	3,302,400
C03 Collection of Water and Waste Water Charges	112,700	112,700	112,700	112,700	142,800	133,400	142,800	133,400
C04 Public Conveniences	-	-	-	-	-	-	-	-
C05 Admin of Group and Private Installations	-	-	-	-	-	-	23,000	-
C06 Support to Water Capital Programme	329,200	329,200	329,200	329,200	414,400	295,500	414,400	295,500
C07 Agency & Recoupable Services	-	-	-	-	-	-	-	-
C08 Local Authority Water and Sanitary Services	4,611,700	4,611,700	511,500	511,500	4,878,600	4,772,000	513,200	529,100
<b>C Division Total</b>	<b>13,689,300</b>	<b>13,689,300</b>	<b>9,589,100</b>	<b>9,589,100</b>	<b>13,557,300</b>	<b>12,896,200</b>	<b>9,214,900</b>	<b>8,653,300</b>

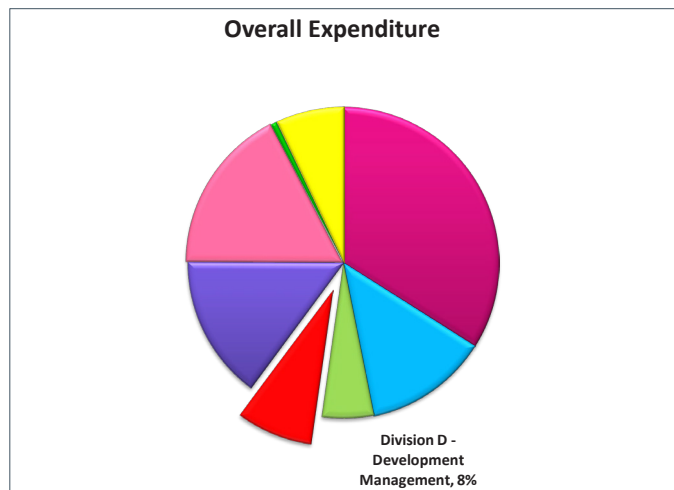


<b>Table F - Expenditure</b>				
<b>Division C - Water Services</b>				
<b>Expenditure by Service and Sub-Service</b>	<b>2020</b>		<b>2019</b>	
	<b>Adopted by Council</b>	<b>Estimated by Chief Executive</b>	<b>Adopted by Council</b>	<b>Estimated Outturn</b>
	<b>€</b>	<b>€</b>	<b>€</b>	<b>€</b>
C0101 Water Plants and Networks	3,473,400	3,473,400	3,207,600	3,118,200
C0199 Service Support Costs	1,490,600	1,490,600	1,243,600	1,274,700
<b>C01 Water Supply</b>	<b>4,964,000</b>	<b>4,964,000</b>	<b>4,451,200</b>	<b>4,392,900</b>
C0201 Waste Plants and Networks	2,734,000	2,734,000	2,741,700	2,347,400
C0299 Service Support Costs	937,700	937,700	928,600	955,000
<b>C02 Waste Water Treatment</b>	<b>3,671,700</b>	<b>3,671,700</b>	<b>3,670,300</b>	<b>3,302,400</b>
C0301 Debt Management Water and Waste Water	76,500	76,500	89,000	78,900
C0399 Service Support Costs	36,200	36,200	53,800	54,500
<b>C03 Collection of Water and Waste Water Charges</b>	<b>112,700</b>	<b>112,700</b>	<b>142,800</b>	<b>133,400</b>
C0401 Operation and Maintenance of Public Conveniences	-	-	-	-
C0499 Service Support Costs	-	-	-	-
<b>C04 Public Conveniences</b>	<b>-</b>	<b>-</b>	<b>-</b>	<b>-</b>
C0501 Grants for Individual Installations	-	-	-	-
C0502 Grants for Water Group Schemes	-	-	-	-
C0503 Grants for Waste Water Group Schemes	-	-	-	-
C0504 Group Water Scheme Subsidies	-	-	-	-
C0599 Service Support Costs	-	-	-	-
<b>C05 Admin of Group and Private Installations</b>	<b>-</b>	<b>-</b>	<b>-</b>	<b>-</b>
C0601 Technical Design and Supervision	189,600	189,600	298,200	176,300
C0699 Service Support Costs	139,600	139,600	116,200	119,200
<b>C06 Support to Water Capital Programme</b>	<b>329,200</b>	<b>329,200</b>	<b>414,400</b>	<b>295,500</b>
C0701 Agency & Recoupable Service	-	-	-	-
C0799 Service Support Costs	-	-	-	-
<b>C07 Agency &amp; Recoupable Services</b>	<b>-</b>	<b>-</b>	<b>-</b>	<b>-</b>
C0801 Local Authority Water Services	468,100	468,100	479,900	479,900
C0802 Local Authority Sanitary Services	3,759,900	3,759,900	3,949,800	3,834,200
C0899 Local Authority Service Support Costs	383,700	383,700	448,900	457,900
<b>C08 Local Authority Water and Sanitary Services</b>	<b>4,611,700</b>	<b>4,611,700</b>	<b>4,878,600</b>	<b>4,772,000</b>
<b>C Division Total</b>	<b>13,689,300</b>	<b>13,689,300</b>	<b>13,557,300</b>	<b>12,896,200</b>

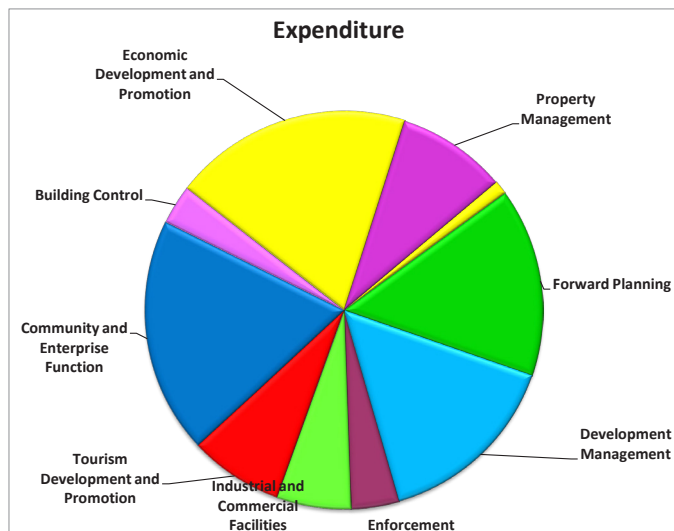
<b>Table F - Income</b>				
<b>Division C - Water Services</b>				
<b>Income by Source</b>	<b>2020</b>		<b>2019</b>	
	<b>Adopted by Council</b>	<b>Estimated by Chief Executive</b>	<b>Adopted by Council</b>	<b>Estimated Outturn</b>
	<b>€</b>	<b>€</b>	<b>€</b>	<b>€</b>
<b>Government Grants</b>				
Housing, Planning, & Local Government	476,100	476,100	487,900	481,900
Other	-	-	-	-
<b>Total Government Grants</b>	<b>476,100</b>	<b>476,100</b>	<b>487,900</b>	<b>481,900</b>
<b>Goods &amp; Services</b>				
Irish Water	8,814,500	8,814,500	8,414,000	7,832,600
Superannuation	234,200	234,200	237,900	236,600
Agency Services & Repayable Works	10,000	10,000	10,000	5,000
Local Authority Contributions	-	-	-	-
Other income	54,300	54,300	65,100	97,200
<b>Total Goods &amp; Services</b>	<b>9,113,000</b>	<b>9,113,000</b>	<b>8,727,000</b>	<b>8,171,400</b>
<b>Division 'C' Total</b>	<b>9,589,100</b>	<b>9,589,100</b>	<b>9,214,900</b>	<b>8,653,300</b>

## Division D - Development Management

Division	Amount	%
Division A - Housing and Building	86,980,400	34%
Division B - Road Transport & Safety	32,893,000	13%
Division C - Water Services	13,689,300	5%
<b>Division D - Development Management</b>	<b>20,208,000</b>	<b>8%</b>
Division E - Environmental Services	38,221,700	15%
Division F - Recreation and Amenity	44,209,900	17%
Division G - Agriculture, Education, Health & Welfare	1,641,900	1%
Division H - Miscellaneous Services	17,911,200	7%
<b>Grand Total</b>	<b>255,755,400</b>	<b>100%</b>



How the Division is Spent	Amount	%
Forward Planning	3,094,100	15%
Development Management	3,082,000	15%
Enforcement	789,700	4%
Industrial and Commercial Facilities	1,212,600	6%
Tourism Development and Promotion	1,541,900	8%
Community and Enterprise Function	3,879,900	19%
Building Control	647,600	3%
Economic Development and Promotion	3,923,200	19%
Property Management	1,809,300	9%
Heritage and Conservation Services	222,700	1%
Agency and Recoupable Services	5,000	0%
<b>Grand Total</b>	<b>20,208,000</b>	<b>100%</b>



How the Division is Funded	Amount	%
Agency Services	81,000	0%
Grants DoHP&LG	118,000	1%
Grants Other	2,568,100	13%
Jobs, Enterprise and innovation	1,279,200	6%
Miscellaneous Inc - Goods & Services	401,200	2%
Planning Fees	1,105,500	5%
Property Rental & Leasing of Land	955,500	5%
Superannuation	205,400	1%
Rates & Discretionary LPT	13,494,100	67%
<b>Grand Total</b>	<b>20,208,000</b>	<b>100%</b>

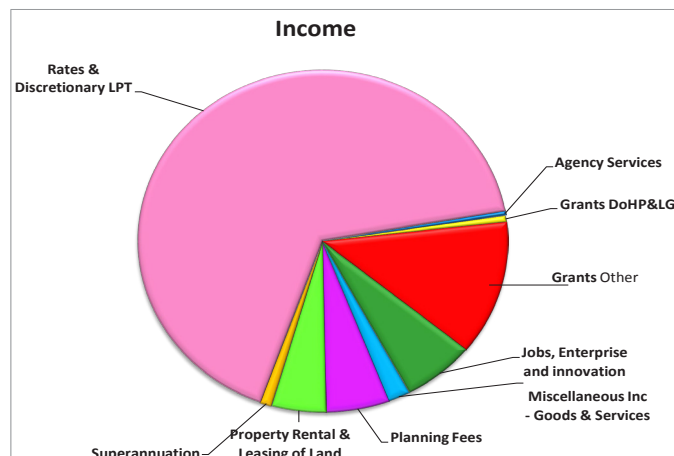


Table B: Expenditure and Income for 2020 and Estimated Outturn for 2019

Division and Services	2020				2019			
	Expenditure		Income		Expenditure		Income	
	Adopted by Council	Estimated by Chief Executive	Adopted by Council	Estimated by Chief Executive	Adopted by Council	Estimated Outturn	Adopted by Council	Estimated Outturn
	€	€	€	€	€	€	€	€
<b>D Development Management</b>								
D01 Forward Planning	3,094,100	3,094,100	85,800	85,800	2,591,700	2,866,100	78,500	80,500
D02 Development Management	3,082,000	3,082,000	1,049,400	1,049,400	3,253,000	3,233,600	1,098,400	1,061,800
D03 Enforcement	789,700	789,700	25,200	25,200	894,700	817,900	43,300	31,200
D04 Industrial and Commercial Facilities	1,212,600	1,212,600	244,800	244,800	1,224,400	1,192,300	151,000	246,200
D05 Tourism Development and Promotion	1,541,900	1,541,900	9,400	9,400	1,421,000	1,547,600	58,500	47,000
D06 Community and Enterprise Function	3,879,900	3,879,900	2,612,100	2,612,100	3,934,100	3,926,200	2,673,700	2,664,800
D07 Unfinished Housing Estates	-	-	-	-	-	-	-	-
D08 Building Control	647,600	647,600	150,500	150,500	786,000	705,200	179,600	150,100
D09 Economic Development and Promotion	3,923,200	3,923,200	1,494,400	1,494,400	3,830,900	3,848,700	1,392,300	1,538,200
D10 Property Management	1,809,300	1,809,300	970,500	970,500	1,907,500	2,587,300	986,900	983,200
D11 Heritage and Conservation Services	222,700	222,700	71,800	71,800	198,000	109,100	72,000	72,300
D12 Agency & Recoupable Services	5,000	5,000	-	-	6,000	1,000	-	-
<b>D Division Total</b>	<b>20,208,000</b>	<b>20,208,000</b>	<b>6,713,900</b>	<b>6,713,900</b>	<b>20,047,300</b>	<b>20,835,000</b>	<b>6,734,200</b>	<b>6,875,300</b>

<b>Table F - Expenditure</b>				
<b>Division D - Development Management</b>				
<b>Expenditure by Service and Sub-Service</b>	<b>2020</b>		<b>2019</b>	
	<b>Adopted by Council €</b>	<b>Estimated by Chief Executive €</b>	<b>Adopted by Council €</b>	<b>Estimated Outturn €</b>
D0101 Statutory Plans and Policy	2,138,700	2,138,700	1,757,600	2,022,000
D0199 Service Support Costs	955,400	955,400	834,100	844,100
<b>D01 Forward Planning</b>	<b>3,094,100</b>	<b>3,094,100</b>	<b>2,591,700</b>	<b>2,866,100</b>
D0201 Planning Control	1,858,200	1,858,200	1,940,700	1,910,000
D0299 Service Support Costs	1,223,800	1,223,800	1,312,300	1,323,600
<b>D02 Development Management</b>	<b>3,082,000</b>	<b>3,082,000</b>	<b>3,253,000</b>	<b>3,233,600</b>
D0301 Enforcement Costs	490,300	490,300	562,900	482,200
D0399 Service Support Costs	299,400	299,400	331,800	335,700
<b>D03 Enforcement</b>	<b>789,700</b>	<b>789,700</b>	<b>894,700</b>	<b>817,900</b>
D0401 Industrial Sites Operation	893,900	893,900	867,900	868,500
D0402 Provision of Industrial Sites	-	-	-	-
D0403 Management of & Contribs to Other Commercial Facs	-	-	-	-
D0404 General Development Promotion Work	48,800	48,800	48,800	13,700
D0499 Service Support Costs	269,900	269,900	307,700	310,100
<b>D04 Industrial and Commercial Facilities</b>	<b>1,212,600</b>	<b>1,212,600</b>	<b>1,224,400</b>	<b>1,192,300</b>
D0501 Tourism Promotion	1,389,300	1,389,300	1,232,600	1,377,400
D0502 Tourist Facilities Operations	500	500	30,000	10,500
D0599 Service Support Costs	152,100	152,100	158,500	159,700
<b>D05 Tourism Development and Promotion</b>	<b>1,541,900</b>	<b>1,541,900</b>	<b>1,421,100</b>	<b>1,547,600</b>
D0601 General Community & Enterprise Expenses	3,139,600	3,139,600	3,178,000	3,161,200
D0602 RAPID Costs	-	-	-	-
D0603 Social Inclusion	483,100	483,100	485,900	492,600
D0699 Service Support Costs	257,200	257,200	270,100	272,400
<b>D06 Community and Enterprise Function</b>	<b>3,879,900</b>	<b>3,879,900</b>	<b>3,934,000</b>	<b>3,926,200</b>
D0701 Unfinished Housing Estates	-	-	-	-
D0799 Service Support Costs	-	-	-	-
<b>D07 Unfinished Housing Estates</b>	<b>-</b>	<b>-</b>	<b>-</b>	<b>-</b>
D0801 Building Control Inspection Costs	500	500	3,000	500
D0802 Building Control Enforcement Costs	416,800	416,800	494,000	412,400
D0899 Service Support Costs	230,300	230,300	289,000	292,300
<b>D08 Building Control</b>	<b>647,600</b>	<b>647,600</b>	<b>786,000</b>	<b>705,200</b>

**Table F - Expenditure**

**Division D - Development Management**

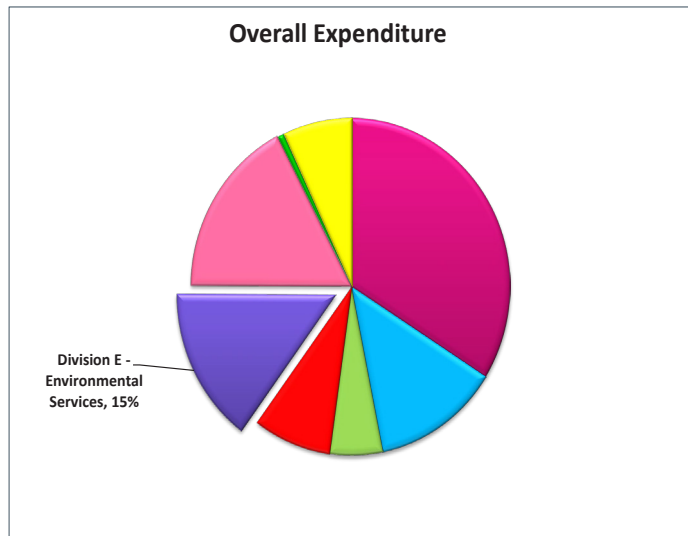
Expenditure by Service and Sub-Service	2020		2019	
	Adopted by Council	Estimated by Chief Executive	Adopted by Council	Estimated Outturn
	€	€	€	€
D0901 Urban and Village Renewal	-	-	-	-
D0902 EU Projects	-	-	-	-
D0903 Town Twinning	20,000	20,000	-	-
D0904 European Office	-	-	-	-
D0905 Economic Development & Promotion	1,979,200	1,979,200	1,918,500	1,948,700
D0906 Jobs, Enterprise & Innovation	1,539,100	1,539,100	1,539,500	1,524,800
D0999 Service Support Costs	384,900	384,900	372,900	375,200
<b>D09 Economic Development and Promotion</b>	<b>3,923,200</b>	<b>3,923,200</b>	<b>3,830,900</b>	<b>3,848,700</b>
D1001 Property Management Costs	1,582,500	1,582,500	1,658,000	2,335,600
D1099 Service Support Costs	226,800	226,800	249,500	251,700
<b>D10 Property Management</b>	<b>1,809,300</b>	<b>1,809,300</b>	<b>1,907,500</b>	<b>2,587,300</b>
D1101 Heritage Services	18,100	18,100	-	8,700
D1102 Conservation Services	182,600	182,600	176,300	78,300
D1103 Conservation Grants	-	-	-	-
D1199 Service Support Costs	22,000	22,000	21,700	22,100
<b>D11 Heritage and Conservation Services</b>	<b>222,700</b>	<b>222,700</b>	<b>198,000</b>	<b>109,100</b>
D1201 Agency & Recoupable Service	5,000	5,000	6,000	1,000
D1299 Service Support Costs	-	-	-	-
<b>D12 Agency &amp; Recoupable Services</b>	<b>5,000</b>	<b>5,000</b>	<b>6,000</b>	<b>1,000</b>
<b>D Division Total</b>	<b>20,208,000</b>	<b>20,208,000</b>	<b>20,047,300</b>	<b>20,835,000</b>

<b>Table F - Income</b>				
<b>Division D - Development Management</b>				
<b>Income by Source</b>	<b>2020</b>		<b>2019</b>	
	<b>Adopted by Council</b>	<b>Estimated by Chief Executive</b>	<b>Adopted by Council</b>	<b>Estimated Outturn</b>
	<b>€</b>	<b>€</b>	<b>€</b>	<b>€</b>
<b>Government Grants</b>				
Housing, Planning, & Local Government	118,000	118,000	168,000	118,000
Culture, Heritage & Gaeltacht	-	-	-	-
Jobs, Enterprise and Innovation	1,279,200	1,279,200	1,256,000	1,269,200
Rural & Community Development	2,398,400	2,398,400	2,541,000	2,434,100
Other	169,700	169,700	40,000	237,500
<b>Total Government Grants</b>	<b>3,965,300</b>	<b>3,965,300</b>	<b>4,005,000</b>	<b>4,058,800</b>
<b>Goods &amp; Services</b>				
Planning Fees	1,105,500	1,105,500	1,180,000	1,099,000
Superannuation	205,400	205,400	199,000	198,100
Agency Services & Repayable Works	81,000	81,000	81,000	81,000
Local Authority Contributions	3,500	3,500	-	3,500
Other income	1,353,200	1,353,200	1,269,200	1,434,900
<b>Total Goods &amp; Services</b>	<b>2,748,600</b>	<b>2,748,600</b>	<b>2,729,200</b>	<b>2,816,500</b>
<b>Division 'D' Total</b>	<b>6,713,900</b>	<b>6,713,900</b>	<b>6,734,200</b>	<b>6,875,300</b>



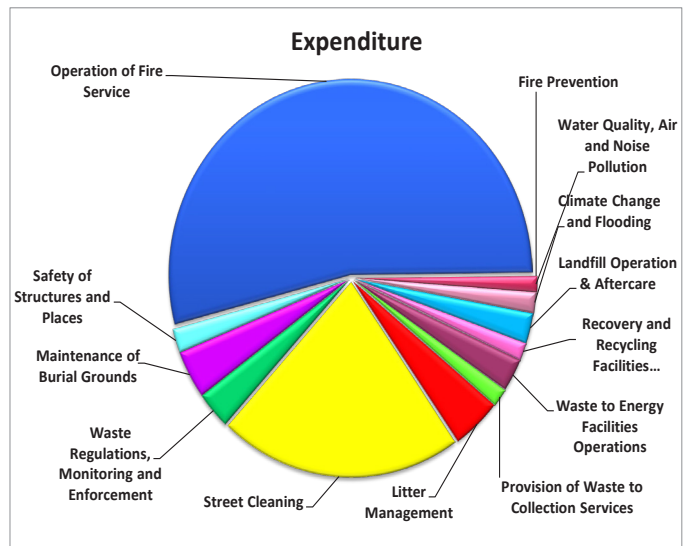
## Division E - Environmental Services

Division	Amount	%
Division A - Housing and Building	86,980,400	34%
Division B - Road Transport & Safety	32,893,000	13%
Division C - Water Services	13,689,300	5%
Division D - Development Management	20,208,000	8%
<b>Division E - Environmental Services</b>	<b>38,221,700</b>	<b>15%</b>
Division F - Recreation and Amenity	44,209,900	17%
Division G - Agriculture, Education, Health & Welfare	1,641,900	1%
Division H - Miscellaneous Services	17,911,200	7%
<b>Grand Total</b>	<b>255,755,400</b>	<b>100%</b>



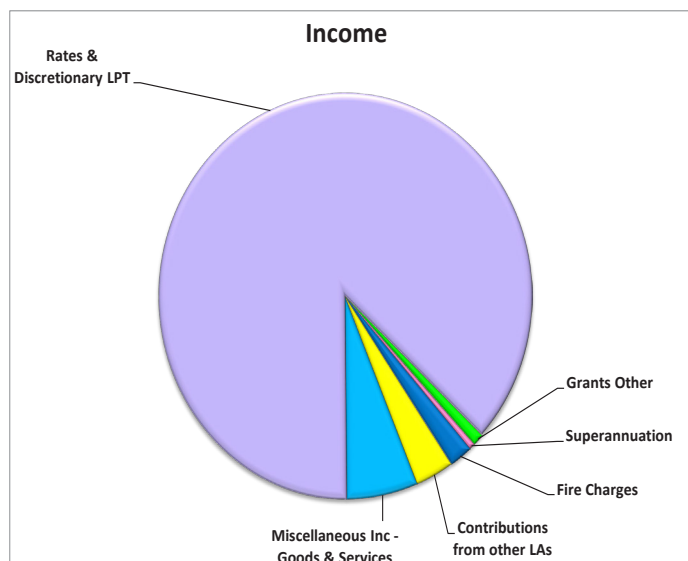
**How the Division is Spent**

Category	Amount	%
Landfill Operation & Aftercare	955,600	3%
Recovery and Recycling Facilities Operations	554,600	1%
Waste to Energy Facilities Operations	1,034,300	3%
Provision of Waste to Collection Services	572,400	1%
Litter Management	1,660,600	4%
Street Cleaning	8,250,100	22%
Waste Regulations, Monitoring and Enforcement	1,180,500	3%
Maintenance of Burial Grounds	1,521,500	4%
Safety of Structures and Places	753,500	2%
Operation of Fire Service	20,602,000	54%
Fire Prevention	10,000	0%
Water Quality, Air and Noise Pollution	491,500	1%
Climate Change and Flooding	635,100	2%
<b>Grand Total</b>	<b>38,221,700</b>	<b>98%</b>



**How the Division is Funded**

Category	Amount	%
Grants Other	360,100	1%
Superannuation	222,600	1%
Fire Charges	750,000	2%
Contributions from other LAs	1,273,000	3%
Miscellaneous Inc - Goods & Services	2,328,400	6%
Rates & Discretionary LPT	33,287,600	87%
<b>Grand Total</b>	<b>38,221,700</b>	<b>100%</b>



**Table B: Expenditure and Income for 2020 and Estimated Outturn for 2019**

	2020				2019			
	Expenditure		Income		Expenditure		Income	
	Adopted by Council €	Estimated by Chief Executive €	Adopted by Council €	Estimated by Chief Executive €	Adopted by Council €	Estimated Outturn €	Adopted by Council €	Estimated Outturn €
<b>Division and Services</b>								
<b>E Environmental Services</b>								
E01 Landfill Operation & Aftercare	955,600	955,600	796,200	796,200	1,542,300	1,514,100	811,000	824,700
E02 Recovery and Recycling Facilities Operations	554,600	554,600	232,900	232,900	601,900	564,400	223,400	160,900
E03 Waste to Energy Facilities Operations	1,034,300	1,034,300	1,150,100	1,150,100	982,200	1,034,400	1,045,400	1,045,400
E04 Provision of Waste to Collection Services	572,400	572,400	434,500	434,500	703,200	731,200	469,600	469,800
E05 Litter Management	1,660,600	1,660,600	162,100	162,100	1,756,100	1,638,700	165,500	283,500
E06 Street Cleaning	8,250,100	8,250,100	162,400	162,400	8,041,600	7,764,800	171,600	189,500
E07 Waste Regulations, Monitoring and Enforcement	1,180,500	1,180,500	436,500	436,500	960,900	1,043,300	318,200	434,000
E08 Waste Management Planning	-	-	-	-	-	-	-	-
E09 Maintenance of Burial Grounds	1,521,500	1,521,500	734,900	734,900	1,439,400	1,488,700	734,700	738,100
E10 Safety of Structures and Places	753,500	753,500	65,000	65,000	693,600	660,100	94,200	71,800
E11 Operation of Fire Service	20,602,000	20,602,000	-	-	19,621,200	20,201,200	550,000	-
E12 Fire Prevention	10,000	10,000	750,000	750,000	-	10,000	-	725,000
E13 Water Quality, Air and Noise Pollution	491,500	491,500	3,600	3,600	358,600	346,100	-	-
E14 Agency & Recoupable Services	-	-	-	-	-	-	-	-
E15 Climate Change and Flooding	635,100	635,100	5,900	5,900	518,500	552,900	5,600	19,000
<b>E Division Total</b>	<b>38,221,700</b>	<b>38,221,700</b>	<b>4,934,100</b>	<b>4,934,100</b>	<b>37,219,500</b>	<b>37,549,900</b>	<b>4,589,200</b>	<b>4,961,700</b>

<b>Table F - Expenditure</b>				
<b>Division E - Environmental Services</b>				
<b>Expenditure by Service and Sub-Service</b>	<b>2020</b>		<b>2019</b>	
	<b>Adopted by Council</b>	<b>Estimated by Chief Executive</b>	<b>Adopted by Council</b>	<b>Estimated Outturn</b>
	<b>€</b>	<b>€</b>	<b>€</b>	<b>€</b>
E0101 Landfill Operations	848,200	848,200	1,421,200	1,391,300
E0102 Contribution to other LAs - Landfill Facilities	-	-	-	-
E0103 Landfill Aftercare Costs.	-	-	12,900	12,900
E0104 Provision of Landfill (financing/loan costs)	-	-	-	-
E0199 Service Support Costs	107,400	107,400	108,200	109,900
<b>E01 Landfill Operation &amp; Aftercare</b>	<b>955,600</b>	<b>955,600</b>	<b>1,542,300</b>	<b>1,514,100</b>
E0201 Recycling Facilities Operations	36,000	36,000	45,700	37,800
E0202 Bring Centres Operations	310,000	310,000	290,000	310,000
E0203 Provision of Bring Centres (financing/loan costs)	-	-	-	-
E0204 Other Recycling Services	193,500	193,500	243,500	193,500
E0299 Service Support Costs	15,100	15,100	22,700	23,100
<b>E02 Recovery and Recycling Facilities Operations</b>	<b>554,600</b>	<b>554,600</b>	<b>601,900</b>	<b>564,400</b>
E0301 Waste to Energy Facilities Operations	1,033,900	1,033,900	981,700	1,033,900
E0399 Service Support Costs	400	400	500	500
<b>E03 Waste to Energy Facilities Operations</b>	<b>1,034,300</b>	<b>1,034,300</b>	<b>982,200</b>	<b>1,034,400</b>
E0401 Recycling Waste Collection Services	29,100	29,100	29,100	82,400
E0402 Organic Waste Collection Services	121,700	121,700	121,600	121,600
E0403 Residual Waste Collection Services	-	-	-	-
E0404 Commercial Waste Collection Services	-	-	-	-
E0405 Provision of Waste Collection Equip costs	-	-	-	-
E0406 Contribution to Waste Collection Services	-	-	-	-
E0407 Other Costs Waste Collection	410,000	410,000	423,000	395,100
E0499 Service Support Costs	11,600	11,600	129,500	132,100
<b>E04 Provision of Waste to Collection Services</b>	<b>572,400</b>	<b>572,400</b>	<b>703,200</b>	<b>731,200</b>
E0501 Litter Warden Service	741,900	741,900	801,900	716,800
E0502 Litter Control Initiatives	208,800	208,800	208,800	208,800
E0503 Environmental Awareness Services	229,700	229,700	273,700	237,300
E0599 Service Support Costs	480,200	480,200	471,700	475,800
<b>E05 Litter Management</b>	<b>1,660,600</b>	<b>1,660,600</b>	<b>1,756,100</b>	<b>1,638,700</b>
E0601 Operation of Street Cleaning Service	6,858,000	6,858,000	6,747,100	6,427,500
E0602 Provision and Improvement of Litter Bins	-	-	-	-
E0699 Service Support Costs	1,392,100	1,392,100	1,294,500	1,337,300
<b>E06 Street Cleaning</b>	<b>8,250,100</b>	<b>8,250,100</b>	<b>8,041,600</b>	<b>7,764,800</b>

**Table F - Expenditure**

**Division E - Environmental Services**

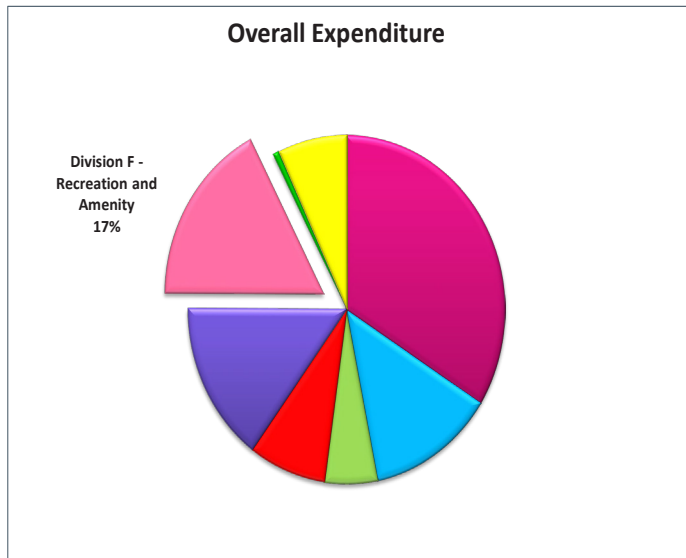
Expenditure by Service and Sub-Service	2020		2019	
	Adopted by Council	Estimated by Chief Executive	Adopted by Council	Estimated Outturn
	€	€	€	€
E0701 Monitoring of Waste Regs (incl Private Landfills)	806,500	806,500	580,600	661,700
E0702 Enforcement of Waste Regulations	-	-	-	-
E0799 Service Support Costs	374,000	374,000	380,300	381,600
<b>E07 Waste Regulations, Monitoring and Enforcement</b>	<b>1,180,500</b>	<b>1,180,500</b>	<b>960,900</b>	<b>1,043,300</b>
E0801 Waste Management Plan	-	-	-	-
E0802 Contrib to Other Bodies Waste Management Planning	-	-	-	-
E0899 Service Support Costs	-	-	-	-
<b>E08 Waste Management Planning</b>	<b>-</b>	<b>-</b>	<b>-</b>	<b>-</b>
E0901 Maintenance of Burial Grounds	1,161,800	1,161,800	1,079,100	1,120,500
E0902 Provision of Burial Grounds	-	-	-	-
E0999 Service Support Costs	359,700	359,700	360,300	368,200
<b>E09 Maintenance of Burial Grounds</b>	<b>1,521,500</b>	<b>1,521,500</b>	<b>1,439,400</b>	<b>1,488,700</b>
E1001 Operation Costs Civil Defence	180,000	180,000	180,000	152,100
E1002 Dangerous Buildings	146,900	146,900	143,600	143,000
E1003 Emergency Planning	76,900	76,900	46,500	47,500
E1004 Derelict Sites	171,100	171,100	172,500	165,000
E1005 Water Safety Operation	7,500	7,500	7,500	7,500
E1099 Service Support Costs	171,100	171,100	143,500	145,000
<b>E10 Safety of Structures and Places</b>	<b>753,500</b>	<b>753,500</b>	<b>693,600</b>	<b>660,100</b>
E1101 Operation of Fire Brigade Service	20,600,000	20,600,000	19,620,000	20,200,000
E1102 Provision of Buildings & Equipment	-	-	-	-
E1103 Fire Services Training	-	-	-	-
E1104 Operation of Ambulance Service	-	-	-	-
E1199 Service Support Costs	2,000	2,000	1,200	1,200
<b>E11 Operation of Fire Service</b>	<b>20,602,000</b>	<b>20,602,000</b>	<b>19,621,200</b>	<b>20,201,200</b>
E1201 Fire Safety Control Cert Costs	10,000	10,000	-	10,000
E1202 Fire Prevention and Education	-	-	-	-
E1203 Inspection & Monitoring of Commercial Facilities	-	-	-	-
E1299 Service Support Costs	-	-	-	-
<b>E12 Fire Prevention</b>	<b>10,000</b>	<b>10,000</b>	<b>-</b>	<b>10,000</b>
E1301 Water Quality Management	271,100	271,100	224,900	203,700
E1302 Licensing and Monitoring of Air and Noise Quality	138,800	138,800	130,000	138,700
E1399 Service Support Costs	81,600	81,600	3,700	3,700
<b>E13 Water Quality, Air and Noise Pollution</b>	<b>491,500</b>	<b>491,500</b>	<b>358,600</b>	<b>346,100</b>

<b>Table F - Expenditure</b>				
<b>Division E - Environmental Services</b>				
<b>Expenditure by Service and Sub-Service</b>	<b>2020</b>		<b>2019</b>	
	<b>Adopted by Council €</b>	<b>Estimated by Chief Executive €</b>	<b>Adopted by Council €</b>	<b>Estimated Outturn €</b>
E1401 Agency & Recoupable Service	-	-	-	-
E1499 Service Support Costs	-	-	-	-
<b>E14 Agency &amp; Recoupable Services</b>	-	-	-	-
E1501 Climate Change and Flooding	562,200	562,200	492,800	525,900
E1599 Service Support Costs	72,900	72,900	25,700	27,000
<b>E15 Climate Change and Flooding</b>	<b>635,100</b>	<b>635,100</b>	<b>518,500</b>	<b>552,900</b>
<b>E Division Total</b>	<b>38,221,700</b>	<b>38,221,700</b>	<b>37,219,500</b>	<b>37,549,900</b>

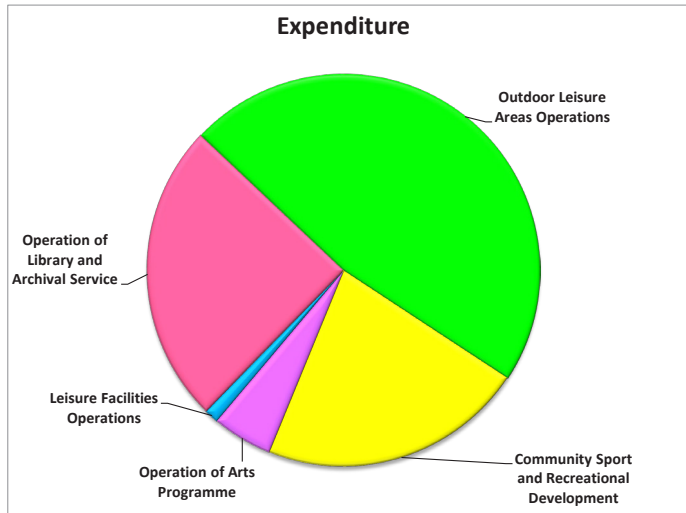
<b>Table F - Income</b>				
<b>Division E - Environmental Services</b>				
<b>Income by Source</b>	<b>2020</b>		<b>2019</b>	
	<b>Adopted by Council</b>	<b>Estimated by Chief Executive</b>	<b>Adopted by Council</b>	<b>Estimated Outturn</b>
	<b>€</b>	<b>€</b>	<b>€</b>	<b>€</b>
<b>Government Grants</b>				
Housing, Planning, & Local Government	-	-	130,000	(72,700)
Social Protection	-	-	-	-
Defence	-	-	-	-
Communications, Climate Action & Environment	300,100	300,100	56,100	313,000
Other	60,000	60,000	60,000	79,700
<b>Total Government Grants</b>	<b>360,100</b>	<b>360,100</b>	<b>246,100</b>	<b>320,000</b>
<b>Goods &amp; Services</b>				
Domestic Refuse Charges	-	-	-	-
Commercial Refuse Charges	-	-	-	-
Landfill Charges	-	-	-	-
Fire Charges	750,000	750,000	550,000	725,000
Superannuation	222,600	222,600	219,700	219,100
Agency Services & Repayable Works	-	-	-	-
Local Authority Contributions	1,273,000	1,273,000	1,202,800	1,202,800
Other income	2,328,400	2,328,400	2,370,600	2,494,800
<b>Total Goods &amp; Services</b>	<b>4,574,000</b>	<b>4,574,000</b>	<b>4,343,100</b>	<b>4,641,700</b>
<b>Division 'E' Total</b>	<b>4,934,100</b>	<b>4,934,100</b>	<b>4,589,200</b>	<b>4,961,700</b>

## Division F - Recreation and Amenity

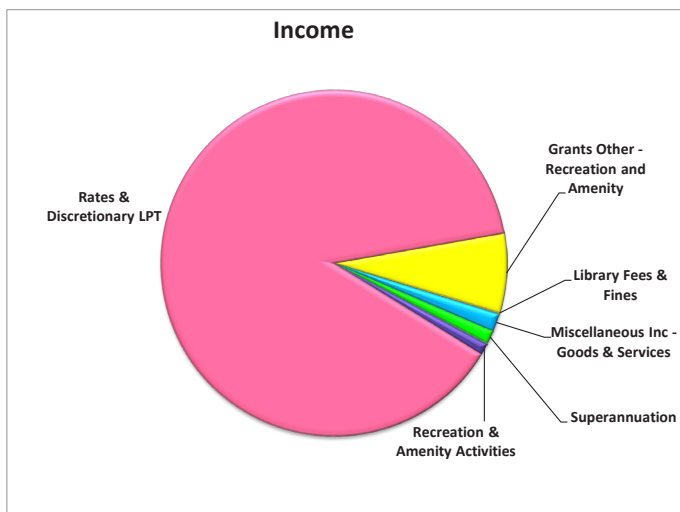
Division	Amount	%
Division A - Housing and Building	86,980,400	34%
Division B - Road Transport & Safety	32,893,000	13%
Division C - Water Services	13,689,300	5%
Division D - Development Management	20,208,000	8%
Division E - Environmental Services	38,221,700	15%
<b>Division F - Recreation and Amenity</b>	<b>44,209,900</b>	<b>17%</b>
Division G - Agriculture, Education, Health & Welfare	1,641,900	1%
Division H - Miscellaneous Services	17,911,200	7%
<b>Grand Total</b>	<b>255,755,400</b>	<b>100%</b>



How the Division is Spent	Amount	%
Leisure Facilities Operations	527,500	1%
Operation of Library and Archival Service	10,939,600	25%
Outdoor Leisure Areas Operations	20,873,400	47%
Community Sport and Recreational Development	9,685,800	22%
Operation of Arts Programme	2,183,600	5%
<b>Grand Total</b>	<b>44,209,900</b>	<b>100%</b>



How the Division is Funded	Amount	%
Grants Other - Recreation and Amenity	3,265,000	7%
Library Fees & Fines	60,000	0%
Miscellaneous Inc - Goods & Services	741,800	2%
Superannuation	556,400	1%
Recreation & Amenity Activities	477,100	1%
Rates & Discretionary LPT	39,109,600	88%
<b>Grand Total</b>	<b>44,209,900</b>	<b>100%</b>





**Table B: Expenditure and Income for 2020 and Estimated Outturn for 2019**

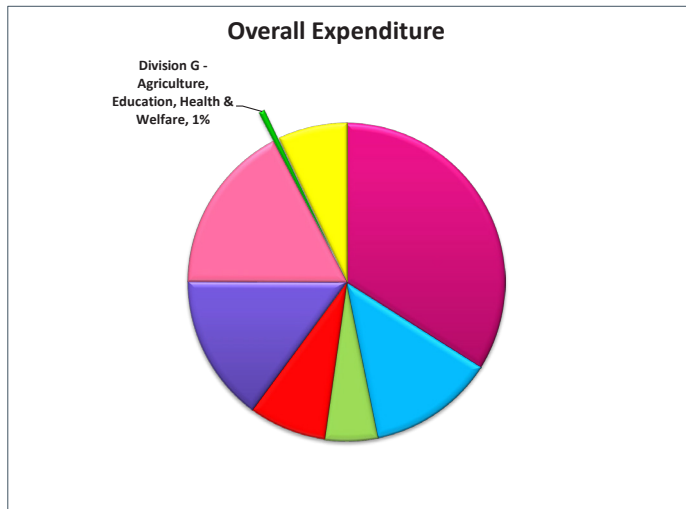
	2020				2019			
	Expenditure		Income		Expenditure		Income	
	Adopted by Council €	Estimated by Chief Executive €	Adopted by Council €	Estimated by Chief Executive €	Adopted by Council €	Estimated Outturn €	Adopted by Council €	Estimated Outturn €
<b>F Recreation and Amenity</b>								
F01 Leisure Facilities Operations	527,500	527,500	150,000	150,000	505,200	535,300	150,000	120,900
F02 Operation of Library and Archival Service	10,939,600	10,939,600	387,800	387,800	11,226,600	10,976,400	475,100	492,900
F03 Outdoor Leisure Areas Operations	20,873,400	20,873,400	503,200	503,200	19,596,100	20,003,600	492,600	534,600
F04 Community Sport and Recreational Development	9,685,800	9,685,800	3,349,100	3,349,100	9,258,500	8,961,700	3,251,000	2,814,700
F05 Operation of Arts Programme	2,183,600	2,183,600	710,200	710,200	2,059,200	2,311,700	560,700	771,800
F06 Agency & Recoupable Services	-	-	-	-	-	-	-	-
<b>F Division Total</b>	<b>44,209,900</b>	<b>44,209,900</b>	<b>5,100,300</b>	<b>5,100,300</b>	<b>42,645,600</b>	<b>42,788,700</b>	<b>4,929,400</b>	<b>4,734,900</b>

<b>Table F - Expenditure</b>				
<b>Division F - Recreation and Amenity</b>				
<b>Expenditure by Service and Sub-Service</b>	<b>2020</b>		<b>2019</b>	
	<b>Adopted by Council</b>	<b>Estimated by Chief Executive</b>	<b>Adopted by Council</b>	<b>Estimated Outturn</b>
	<b>€</b>	<b>€</b>	<b>€</b>	<b>€</b>
F0101 Leisure Facilities Operations	293,500	293,500	270,100	300,200
F0102 Provision/Improvement of Leisure Facilities	-	-	-	-
F0103 Contribution to External Bodies Leisure Facilities	231,900	231,900	233,900	233,900
F0199 Service Support Costs	2,100	2,100	1,200	1,200
<b>F01 Leisure Facilities Operations</b>	<b>527,500</b>	<b>527,500</b>	<b>505,200</b>	<b>535,300</b>
F0201 Library Service Operations	7,147,900	7,147,900	7,409,400	7,112,600
F0202 Archive Service	-	-	-	-
F0203 Maintenance of Library Buildings	-	-	-	-
F0204 Purchase of Books, CD's etc.	830,000	830,000	830,000	830,000
F0205 Contributions to Library Organisations	-	-	-	-
F0299 Service Support Costs	2,961,700	2,961,700	2,987,200	3,033,800
<b>F02 Operation of Library and Archival Service</b>	<b>10,939,600</b>	<b>10,939,600</b>	<b>11,226,600</b>	<b>10,976,400</b>
F0301 Parks, Pitches and Open Spaces	16,658,300	16,658,300	15,486,300	15,797,600
F0302 Playgrounds	884,800	884,800	871,300	875,100
F0303 Beaches	-	-	-	-
F0399 Service Support Costs	3,330,300	3,330,300	3,238,500	3,330,900
<b>F03 Outdoor Leisure Areas Operations</b>	<b>20,873,400</b>	<b>20,873,400</b>	<b>19,596,100</b>	<b>20,003,600</b>
F0401 Community Grants	1,095,000	1,095,000	975,700	1,025,000
F0402 Operation of Sports Hall/Stadium	130,000	130,000	130,000	130,000
F0403 Community Facilities	5,798,900	5,798,900	5,809,200	5,429,600
F0404 Recreational Development	1,387,000	1,387,000	963,400	983,700
F0499 Service Support Costs	1,274,900	1,274,900	1,380,200	1,393,400
<b>F04 Community Sport and Recreational Development</b>	<b>9,685,800</b>	<b>9,685,800</b>	<b>9,258,500</b>	<b>8,961,700</b>
F0501 Administration of the Arts Programme	1,687,600	1,687,600	1,460,500	1,781,300
F0502 Contributions to other Bodies Arts Programme	187,000	187,000	277,000	179,000
F0503 Museums Operations	-	-	-	-
F0504 Heritage/Interpretive Facilities Operations	83,000	83,000	80,000	105,500
F0505 Festivals & Concerts	-	-	-	-
F0599 Service Support Costs	226,000	226,000	241,700	245,900
<b>F05 Operation of Arts Programme</b>	<b>2,183,600</b>	<b>2,183,600</b>	<b>2,059,200</b>	<b>2,311,700</b>
F0601 Agency & Recoupable Service	-	-	-	-
F0699 Service Support Costs	-	-	-	-
<b>F06 Agency &amp; Recoupable Services</b>	<b>-</b>	<b>-</b>	<b>-</b>	<b>-</b>
<b>F Division Total</b>	<b>44,209,900</b>	<b>44,209,900</b>	<b>42,645,600</b>	<b>42,788,700</b>

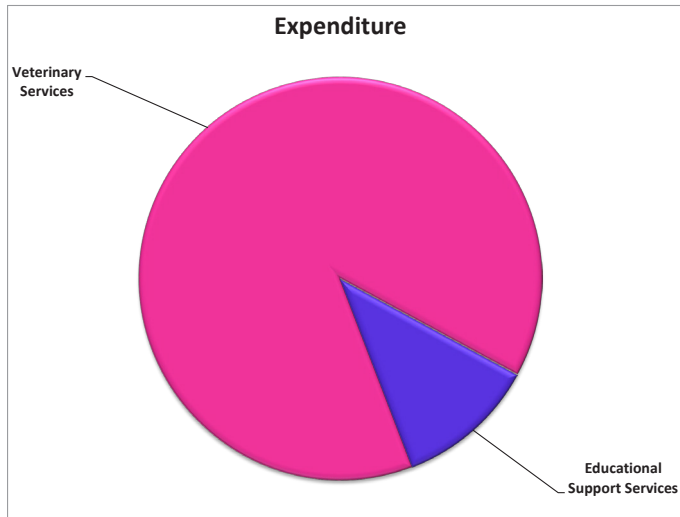
<b>Table F - Income</b>				
<b>Division F - Recreation and Amenity</b>				
<b>Income by Source</b>	<b>2020</b>		<b>2019</b>	
	<b>Adopted by Council</b>	<b>Estimated by Chief Executive</b>	<b>Adopted by Council</b>	<b>Estimated Outturn</b>
	<b>€</b>	<b>€</b>	<b>€</b>	<b>€</b>
<b>Government Grants</b>				
Housing, Planning, & Local Government	-	-	90,800	-
Education and Skills	-	-	-	-
Culture, Heritage & Gaeltacht	119,000	119,000	100,000	179,000
Social Protection	1,990,000	1,990,000	-	1,606,600
Library Council	-	-	-	-
Arts Council	60,000	60,000	45,000	45,000
Transport, Tourism & Sport	-	-	-	-
Rural & Community Development	83,900	83,900	-	152,500
Other	1,012,100	1,012,100	2,866,000	850,500
<b>Total Government Grants</b>	<b>3,265,000</b>	<b>3,265,000</b>	<b>3,101,800</b>	<b>2,833,600</b>
<b>Goods &amp; Services</b>				
Recreation/Amenity/Culture	477,100	477,100	358,500	479,200
Superannuation	556,400	556,400	534,700	532,100
Agency Services & Repayable Works	-	-	-	-
Local Authority Contributions	-	-	-	19,000
Other income	801,800	801,800	934,400	871,000
<b>Total Goods &amp; Services</b>	<b>1,835,300</b>	<b>1,835,300</b>	<b>1,827,600</b>	<b>1,901,300</b>
<b>Division 'F' Total</b>	<b>5,100,300</b>	<b>5,100,300</b>	<b>4,929,400</b>	<b>4,734,900</b>

## Division G- Agriculture, Education, Health & Welfare

Division	Amount	%
Division A - Housing and Building	86,980,400	34%
Division B - Road Transport & Safety	32,893,000	13%
Division C - Water Services	13,689,300	5%
Division D - Development Management	20,208,000	8%
Division E - Environmental Services	38,221,700	15%
Division F - Recreation and Amenity	44,209,900	17%
<b>Division G - Agriculture, Education, Health &amp; Welfare</b>	<b>1,641,900</b>	<b>1%</b>
Division H - Miscellaneous Services	17,911,200	7%
<b>Grand Total</b>	<b>255,755,400</b>	<b>100%</b>



How the Division is Spent	Amount	%
Veterinary Services	1,457,200	89%
Educational Support Services	184,700	11%
<b>Grand Total</b>	<b>1,641,900</b>	<b>100%</b>



How the Division is Funded	Amount	%
Grants Other - Agriculture, Education, Health and	460,000	28%
Miscellaneous Inc - Goods & Services	182,500	11%
Superannuation	19,600	1%
Rates & Discretionary LPT	979,800	60%
<b>Grand Total</b>	<b>1,641,900</b>	<b>100%</b>

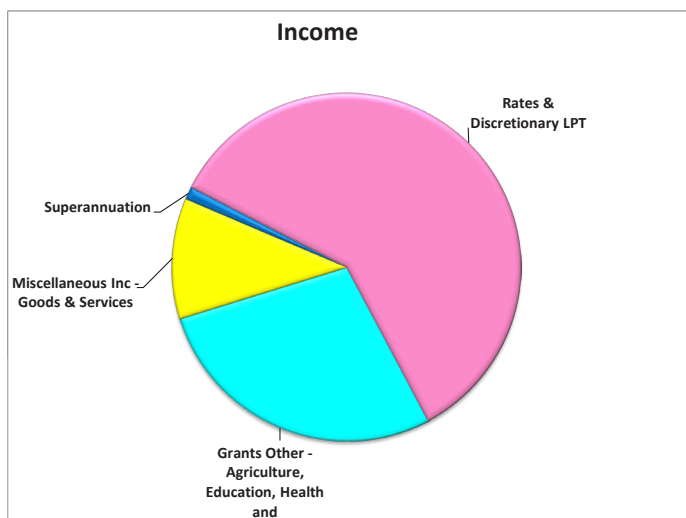


Table B: Expenditure and Income for 2020 and Estimated Outturn for 2019									
	2020					2019			
	Expenditure		Income			Expenditure		Income	
	Adopted by Council €	Estimated by Chief Executive €	Adopted by Council €	Estimated by Chief Executive €	Adopted by Council €	Estimated Outturn €	Adopted by Council €	Estimated Outturn €	
<b>G Division and Services</b>									
<b>G Agriculture, Education, Health &amp; Welfare</b>									
G01 Land Drainage Costs	-	-	-	-	-	-	-	-	-
G02 Operation and Maintenance of Piers and Harbours	-	-	-	-	-	-	-	-	-
G03 Coastal Protection	-	-	-	-	-	-	-	-	-
G04 Veterinary Service	1,457,200	1,457,200	607,100	607,100	1,448,500	1,433,700	628,100	610,100	
G05 Educational Support Services	184,700	184,700	55,000	55,000	256,800	176,600	90,000	40,000	
G06 Agency & Recoupable Services	-	-	-	-	-	-	-	-	
<b>G Division Total</b>	<b>1,641,900</b>	<b>1,641,900</b>	<b>662,100</b>	<b>662,100</b>	<b>1,705,300</b>	<b>1,610,300</b>	<b>718,100</b>	<b>650,100</b>	

<b>Table F - Expenditure</b>				
<b>Division G - Agriculture, Education, Health &amp; Welfare</b>				
<b>Expenditure by Service and Sub-Service</b>	<b>2020</b>		<b>2019</b>	
	<b>Adopted by Council</b>	<b>Estimated by Chief Executive</b>	<b>Adopted by Council</b>	<b>Estimated Outturn</b>
	<b>€</b>	<b>€</b>	<b>€</b>	<b>€</b>
G0101 Maintenance of Land Drainage Areas	-	-	-	-
G0102 Contributions to Joint Drainage Bodies	-	-	-	-
G0103 Payment of Agricultural Pensions	-	-	-	-
G0199 Service Support Costs	-	-	-	-
<b>G01 Land Drainage Costs</b>	<b>-</b>	<b>-</b>	<b>-</b>	<b>-</b>
G0201 Operation Piers	-	-	-	-
G0202 Provision of Piers	-	-	-	-
G0203 Operation Harbours	-	-	-	-
G0204 Provision of Harbours	-	-	-	-
G0299 Service Support Costs	-	-	-	-
<b>G02 Operation and Maintenance of Piers and Harbours</b>	<b>-</b>	<b>-</b>	<b>-</b>	<b>-</b>
G0301 General Maintenance - Coastal Regions	-	-	-	-
G0302 Planned Protection of Coastal Regions	-	-	-	-
G0399 Service Support Costs	-	-	-	-
<b>G03 Coastal Protection</b>	<b>-</b>	<b>-</b>	<b>-</b>	<b>-</b>
G0401 Provision of Veterinary Service	-	-	-	-
G0402 Inspection of Abattoirs etc	257,300	257,300	248,100	247,700
G0403 Food Safety	94,500	94,500	87,700	93,200
G0404 Operation of Dog Warden Service	457,700	457,700	454,700	448,600
G0405 Other Animal Welfare Services (incl Horse Control)	343,700	343,700	355,700	337,000
G0499 Service Support Costs	304,000	304,000	302,300	307,200
<b>G04 Veterinary Service</b>	<b>1,457,200</b>	<b>1,457,200</b>	<b>1,448,500</b>	<b>1,433,700</b>
G0501 Payment of Higher Education Grants	-	-	-	-
G0502 Administration Higher Education Grants	600	600	600	2,400
G0503 Payment of VEC Pensions	-	-	-	-
G0504 Administration VEC Pension	-	-	-	-
G0505 Contribution to VEC	-	-	-	-
G0506 Other Educational Services	52,500	52,500	52,500	52,500
G0507 School Meals	128,000	128,000	200,000	118,000
G0599 Service Support Costs	3,600	3,600	3,700	3,700
<b>G05 Educational Support Services</b>	<b>184,700</b>	<b>184,700</b>	<b>256,800</b>	<b>176,600</b>
G0601 Agency & Recoupable Service	-	-	-	-
G0699 Service Support Costs	-	-	-	-
<b>G06 Agency &amp; Recoupable Services</b>	<b>-</b>	<b>-</b>	<b>-</b>	<b>-</b>

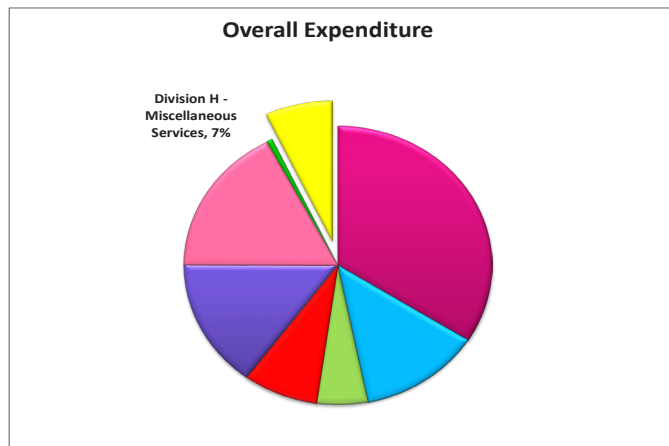
<b>Table F - Expenditure</b>				
<b>Division G - Agriculture, Education, Health &amp; Welfare</b>				
<b>Expenditure by Service and Sub-Service</b>	<b>2020</b>		<b>2019</b>	
	<b>Adopted by Council</b>	<b>Estimated by Chief Executive</b>	<b>Adopted by Council</b>	<b>Estimated Outturn</b>
	<b>€</b>	<b>€</b>	<b>€</b>	<b>€</b>
<b>G Division Total</b>	<b>1,641,900</b>	<b>1,641,900</b>	<b>1,705,300</b>	<b>1,610,300</b>



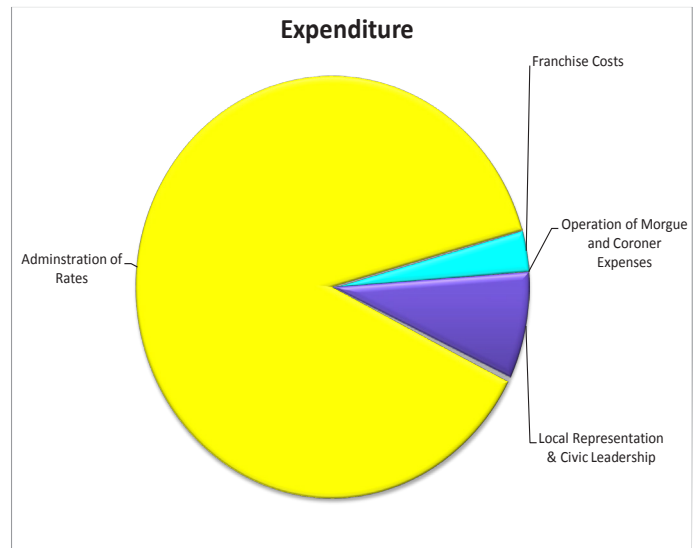
<b>Table F - Income</b>				
<b>Division G - Agriculture, Education, Health &amp; Welfare</b>				
<b>Income by Source</b>	<b>2020</b>		<b>2019</b>	
	<b>Adopted by Council</b>	<b>Estimated by Chief Executive</b>	<b>Adopted by Council</b>	<b>Estimated Outturn</b>
	<b>€</b>	<b>€</b>	<b>€</b>	<b>€</b>
<b>Government Grants</b>				
Housing, Planning, & Local Government	-	-	-	-
Culture, Heritage & Gaeltacht	-	-	-	-
Education and Skills	-	-	-	-
Transport, Tourism & Sport	-	-	-	-
Food Safety Authority of Ireland	300,000	300,000	340,000	300,000
Agriculture, Food & The Marine	105,000	105,000	105,000	105,000
Other	55,000	55,000	90,000	40,000
<b>Total Government Grants</b>	<b>460,000</b>	<b>460,000</b>	<b>535,000</b>	<b>445,000</b>
<b>Goods &amp; Services</b>				
Superannuation	19,600	19,600	19,300	19,200
Agency Services & Repayable Works	-	-	-	-
Local Authority Contributions	-	-	-	-
Other income	182,500	182,500	163,800	185,900
<b>Total Goods &amp; Services</b>	<b>202,100</b>	<b>202,100</b>	<b>183,100</b>	<b>205,100</b>
<b>Division 'G' Total</b>	<b>662,100</b>	<b>662,100</b>	<b>718,100</b>	<b>650,100</b>

## Division H- Miscellaneous Services

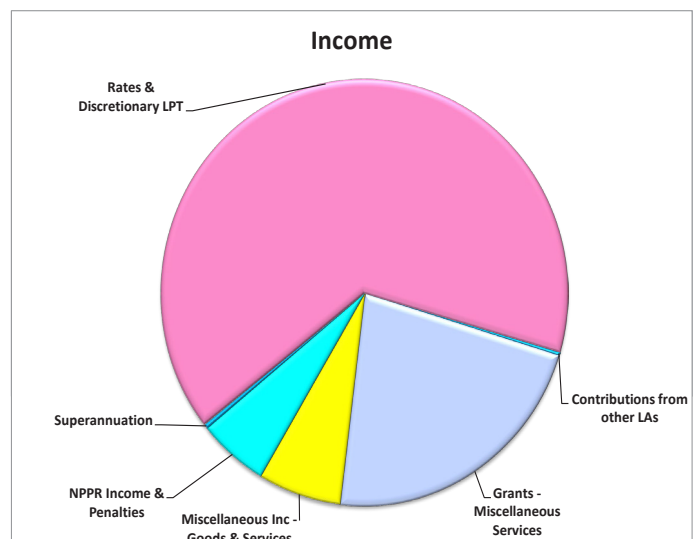
Division	Amount	%
Division A - Housing and Building	86,980,400	34%
Division B - Road Transport & Safety	32,893,000	13%
Division C - Water Services	13,689,300	5%
Division D - Development Management	20,208,000	8%
Division E - Environmental Services	38,221,700	15%
Division F - Recreation and Amenity	44,209,900	17%
Division G - Agriculture, Education, Health & Welfare	1,641,900	1%
<b>Division H - Miscellaneous Services</b>	<b>17,911,200</b>	<b>7%</b>
<b>Grand Total</b>	<b>255,755,400</b>	<b>100%</b>



How the Division is Spent	Amount	%
Profit & Loss Machinery Account	36,000	0%
Administration of Rates	15,806,800	88%
Franchise Costs	550,100	3%
Operation of Morgue and Coroner Expenses	20,200	0%
Local Representation & Civic Leadership	1,456,300	8%
Agency & Recoupable Services	41,800	0%
<b>Grand Total</b>	<b>17,911,200</b>	<b>100%</b>



How the Division is Funded	Amount	%
Contributions from other LAs	55,000	0%
Grants - Miscellaneous Services	3,971,600	22%
Miscellaneous Inc - Goods & Services	1,176,400	7%
NPPR Income & Penalties	1,000,000	6%
Superannuation	61,900	0%
Rates & Discretionary LPT	11,646,300	65%
<b>Grand Total</b>	<b>17,911,200</b>	<b>100%</b>



**Table B: Expenditure and Income for 2020 and Estimated Outturn for 2019**

	2020				2019			
	Expenditure		Income		Expenditure		Income	
	Adopted by Council €	Estimated by Chief Executive €	Adopted by Council €	Estimated by Chief Executive €	Adopted by Council €	Estimated Outturn €	Adopted by Council €	Estimated Outturn €
<b>H Division and Services</b>								
<b>H Miscellaneous Services</b>								
H01 Profit & Loss Machinery Account	36,000	36,000	36,000	36,000	48,000	38,000	41,700	38,000
H02 Profit & Loss Stores Account	-	-	-	-	-	-	-	-
H03 Administration of Rates	15,806,800	15,806,800	565,000	565,000	19,491,300	17,999,400	12,331,700	12,070,800
H04 Franchise Costs	550,100	550,100	6,200	6,200	431,900	467,600	4,500	446,400
H05 Operation of Morgue and Coroner Expenses	20,200	20,200	-	-	71,200	20,200	-	-
H06 Weighbridges	-	-	-	-	-	-	-	-
H07 Operation of Markets and Casual Trading	-	-	30,000	30,000	-	-	30,000	30,000
H08 Malicious Damage	-	-	-	-	-	-	-	-
H09 Local Representation & Civic Leadership	1,456,300	1,456,300	1,100	1,100	1,330,100	1,373,200	-	1,100
H10 Motor Taxation	-	-	-	-	-	-	-	-
H11 Agency & Recoupable Services	41,800	41,800	5,626,600	5,626,600	12,500	72,500	4,237,100	4,787,600
<b>H Division Total</b>	<b>17,911,200</b>	<b>17,911,200</b>	<b>6,264,900</b>	<b>6,264,900</b>	<b>21,385,000</b>	<b>19,970,900</b>	<b>16,645,000</b>	<b>17,373,900</b>
<b>Overall Total</b>	<b>255,755,400</b>	<b>255,755,400</b>	<b>118,807,400</b>	<b>118,807,400</b>	<b>242,865,600</b>	<b>248,732,400</b>	<b>114,514,400</b>	<b>120,596,400</b>

<b>Table F - Expenditure</b>				
<b>Division H - Miscellaneous Services</b>				
<b>Expenditure by Service and Sub-Service</b>	<b>2020</b>		<b>2019</b>	
	<b>Adopted by Council</b>	<b>Estimated by Chief Executive</b>	<b>Adopted by Council</b>	<b>Estimated Outturn</b>
	<b>€</b>	<b>€</b>	<b>€</b>	<b>€</b>
H0101 Maintenance of Machinery Service	-	-	-	-
H0102 Plant and Machinery Operations	(506,100)	(506,100)	(488,200)	(505,200)
H0103 Provision of Plant and Machinery	-	-	-	-
H0199 Service Support Costs	542,100	542,100	536,200	543,200
<b>H01 Profit &amp; Loss Machinery Account</b>	<b>36,000</b>	<b>36,000</b>	<b>48,000</b>	<b>38,000</b>
H0201 Purchase of Materials, Stores	-	-	-	-
H0202 Administrative Costs Stores	-	-	-	-
H0203 Upkeep of Buildings, stores	-	-	-	-
H0299 Service Support Costs	-	-	-	-
<b>H02 Profit &amp; Loss Stores Account</b>	<b>-</b>	<b>-</b>	<b>-</b>	<b>-</b>
H0301 Administration of Rates Office	677,900	677,900	846,400	724,800
H0302 Debt Management Service Rates	909,500	909,500	886,500	802,900
H0303 Refunds and Irrecoverable Rates	13,163,700	13,163,700	16,761,100	15,470,700
H0399 Service Support Costs	1,055,700	1,055,700	997,300	1,001,000
<b>H03 Administration of Rates</b>	<b>15,806,800</b>	<b>15,806,800</b>	<b>19,491,300</b>	<b>17,999,400</b>
H0401 Register of Elector Costs	234,400	234,400	241,200	231,900
H0402 Local Election Costs	103,100	103,100	62,000	106,800
H0499 Service Support Costs	212,600	212,600	128,700	128,900
<b>H04 Franchise Costs</b>	<b>550,100</b>	<b>550,100</b>	<b>431,900</b>	<b>467,600</b>
H0501 Coroner Fees and Expenses	20,000	20,000	71,000	20,000
H0502 Operation of Morgue	-	-	-	-
H0599 Service Support Costs	200	200	200	200
<b>H05 Operation of Morgue and Coroner Expenses</b>	<b>20,200</b>	<b>20,200</b>	<b>71,200</b>	<b>20,200</b>
H0601 Weighbridges Operations	-	-	-	-
H0602 Provision of Weighbridges	-	-	-	-
H0699 Service Support Costs	-	-	-	-
<b>H06 Weighbridges</b>	<b>-</b>	<b>-</b>	<b>-</b>	<b>-</b>
H0701 Operation of Markets	-	-	-	-
H0702 Casual Trading Areas	-	-	-	-
H0799 Service Support Costs	-	-	-	-
<b>H07 Operation of Markets and Casual Trading</b>	<b>-</b>	<b>-</b>	<b>-</b>	<b>-</b>
H0801 Malicious Damage	-	-	-	-
H0899 Service Support Costs	-	-	-	-
<b>H08 Malicious Damage</b>	<b>-</b>	<b>-</b>	<b>-</b>	<b>-</b>

**Table F - Expenditure**

**Division H - Miscellaneous Services**

Expenditure by Service and Sub-Service	2020		2019	
	Adopted by Council	Estimated by Chief Executive	Adopted by Council	Estimated Outturn
	€	€	€	€
H0901 Representational Payments	804,400	804,400	803,300	801,400
H0902 Chair/Vice Chair Allowances	36,000	36,000	36,000	36,000
H0903 Annual Allowances LA Members	324,200	324,200	310,000	324,200
H0904 Expenses LA Members	28,000	28,000	28,000	28,000
H0905 Other Expenses	128,100	128,100	99,400	128,100
H0906 Conferences Abroad	70,000	70,000	-	-
H0907 Retirement Gratuities	-	-	-	-
H0908 Contribution to Members Associations	18,500	18,500	16,400	18,500
H0909 General Municipal Allocation	-	-	-	-
H0999 Service Support Costs	47,100	47,100	37,000	37,000
<b>H09 Local Representation &amp; Civic Leadership</b>	<b>1,456,300</b>	<b>1,456,300</b>	<b>1,330,100</b>	<b>1,373,200</b>
H1001 Motor Taxation Operation	-	-	-	-
H1099 Service Support Costs	-	-	-	-
<b>H10 Motor Taxation</b>	<b>-</b>	<b>-</b>	<b>-</b>	<b>-</b>
H1101 Agency & Recoupable Service	-	-	-	-
H1102 NPPR	41,000	41,000	11,000	71,000
H1199 Service Support Costs	800	800	1,500	1,500
<b>H11 Agency &amp; Recoupable Services</b>	<b>41,800</b>	<b>41,800</b>	<b>12,500</b>	<b>72,500</b>
<b>H Division Total</b>	<b>17,911,200</b>	<b>17,911,200</b>	<b>21,385,000</b>	<b>19,970,900</b>
<b>Overall Total</b>	<b>255,755,400</b>	<b>255,755,400</b>	<b>242,865,600</b>	<b>248,732,400</b>

<b>Table F - Income</b>				
<b>Division H - Miscellaneous Services</b>				
<b>Income by Source</b>	<b>2020</b>		<b>2019</b>	
	<b>Adopted by Council</b>	<b>Estimated by Chief Executive</b>	<b>Adopted by Council</b>	<b>Estimated Outturn</b>
	<b>€</b>	<b>€</b>	<b>€</b>	<b>€</b>
<b>Government Grants</b>				
Housing, Planning, & Local Government	3,971,600	3,971,600	9,835,100	9,835,100
Agriculture, Food & The Marine	-	-	-	-
Social Protection	-	-	-	-
Justice & Equality	-	-	-	-
Other	-	-	-	-
<b>Total Government Grants</b>	<b>3,971,600</b>	<b>3,971,600</b>	<b>9,835,100</b>	<b>9,835,100</b>
<b>Goods &amp; Services</b>				
Superannuation	61,900	61,900	63,100	62,800
Agency Services & Repayable Works	-	-	-	-
Local Authority Contributions	55,000	55,000	54,500	55,000
NPPR	1,000,000	1,000,000	600,000	1,000,000
Other income	1,176,400	1,176,400	6,092,300	6,421,000
<b>Total Goods &amp; Services</b>	<b>2,293,300</b>	<b>2,293,300</b>	<b>6,809,900</b>	<b>7,538,800</b>
<b>Division 'H' Total</b>	<b>6,264,900</b>	<b>6,264,900</b>	<b>16,645,000</b>	<b>17,373,900</b>
<b>Overall Total</b>	<b>118,807,400</b>	<b>118,807,400</b>	<b>114,514,400</b>	<b>120,596,400</b>

**Appendix 1****SUMMARY OF CENTRAL MANAGEMENT CHARGE FOR YEAR 2020**

<b>Description</b>	<b>2020</b>	<b>2019</b>
	<b>€</b>	<b>€</b>
Area Office Overhead	-	-
Corporate Affairs Overhead	4,452,100	4,537,300
Corporate Buildings Overhead	4,046,700	4,681,200
Finance Function Overhead	1,548,700	1,461,700
Human Resource Function Overhead	4,178,300	3,939,700
IT Services Overhead	4,029,500	3,430,100
Print & Post Room Service Overhead	-	-
Pension & Lump Sum Overhead	13,213,300	13,026,500
<b>Total Expenditure Allocated to Services</b>	<b>31,468,600</b>	<b>31,076,500</b>

**Appendix 2**


**SUMMARY OF LOCAL PROPERTY TAX ALLOCATION FOR YEAR 2020**


<b>Description</b>	<b>2020</b>	<b>2020</b>
	<b>€</b>	<b>€</b>
<b>Discretionary</b>		
Discretionary Local Property Tax (Table A)	5,440,700	
	<hr/>	<b>5,440,700</b>
<b>Self Funding - Revenue Budget</b>		
Housing & Building	2,200,000	
Roads, Transport, & Safety	2,886,900	
	<hr/>	<b>5,086,900</b>
<b>Total Local Property Tax - Revenue Budget</b>		<hr/> <b>10,527,600</b>
<b>Self Funding - Capital Budget</b>		
Housing & Building	10,069,700	
Roads, Transport, & Safety	-	
	<hr/>	
<b>Total Local Property Tax - Capital Budget</b>		<hr/> <b>10,069,700</b>
<b>Total Local Property Tax Allocation (Post Variation)</b>		<hr/> <b>20,597,300</b>



## CERTIFICATE OF ADOPTION

I hereby certify that at the Annual Budget meeting of South Dublin County Council held this 14th day of November 2019, the Council by resolution adopted for the financial year ending 31st December 2020, the Annual Budget set out in Tables A - F and by resolution determined in accordance with the said Budget the rate set out in Table A to be the annual rate on valuation to be levied for that year for the purposes set out in those Tables.

Signed  ..... Mayor

Countersigned  ..... Head of Finance

Date this 14<sup>th</sup> day of November 2019

**South Dublin County Council, County Hall, Tallaght, Dublin 24**  
Comhairle Contae Átha Cliath Theas, Halla an Contae, Tamhlacht, Átha Cliath 24

**Tel:** 01 414 9000 | **Email:** [info@sdblincoco.ie](mailto:info@sdblincoco.ie) | **Web:** [www.sdcc.ie](http://www.sdcc.ie)  
[www.twitter.com/sdblincoco.ie](http://www.twitter.com/sdblincoco.ie) | **SMS:** 51678

