

Comhairle Contae Átha Cliath Theas  
South Dublin County Council

Buiséad Bliantúil **2016**  
Annual Budget

**South Dublin County Council**  
Comhairle Contae Átha Cliath Theas

**ADOPTED**  
**Statutory Budget**  
**2016**

## Amendments to Draft Annual Budget as presented to the Council by the Chief Executive

The Draft Annual Budget was considered by Members at the Budget Meeting held on Thursday, November 5th 2015. The budget was adopted as presented with the exception of the adjustments necessary to implement the following resolutions:

“That the Draft South Dublin County Council Budget as presented for the local financial year ending 31st December 2016 is hereby amended as follows:-

**1. That the provision of €1,574,000 in A0901 Housing and Adaptation Grant Scheme for DPGs, as provided by the Chief Executive be increased by €44,000 to €1,618,000**

*To be matched by:*

*A corresponding reduction in expenditure for 2016 in the following Sub Services:*

<b>Sub Service</b>	<b>Division H Misc Services</b>	<b>Reduction</b>
H0906	Conferences Abroad	€44,000

**2. That the provision of €329,900 in D0603 Social Inclusion as provided by the Chief Executive be increased by €44,000 to €373,900 to provide for a new Home Security Pilot Scheme for the elderly**

*To be funded by:*

*A reduction in expenditure for 2016 in the following Sub Services:*

<b>Sub Service</b>	<b>Division H Misc Services</b>	<b>Reduction</b>
H0904	Expenses LA Members	€18,000
H0906	Conferences Abroad	€26,000

**3. That the provision of €914,500 in B0801 School Wardens as provided by the Chief Executive be increased by €20,000 to €934,500 doubling the provision for cycling training for primary school children**

*To be funded by:*

*A reduction in expenditure for 2016 in the following Sub Service:*

<b>Sub Service</b>	<b>Division H Misc Services</b>	<b>Reduction</b>
B1001	Administration of Roads Capital Programme	€20,000

# Annual Budget 2016

## Table of Contents

### Part 1

---

#### Narrative

---

Chief Executive's Report	4
Financial Analysis	8
Divisional Preambles	13

---

### Part II

---

#### Statutory Budget 2016 (Tables)

---

Table A Calculation of Annual Rate on Valuation	22
Table B Expenditure and Income - Summary	23
Table D Analysis of Income from Goods and Services	31
Table E Analysis of Income from Grants and Subsidies	32
Division A	33
Division B	38
Division C	43
Division D	47
Division E	52
Division F	58
Division G	62
Division H	67
Appendix 1 Central Management Charge	72
Appendix 2 Summary of Local Property Tax Allocation	73
Certificate of Adoption	74

---

## To the Mayor and Each Member

### Annual Revenue Budget 2016

Dear Member,

The attached Budget which has been presented in the statutory format has been prepared in consultation with the Corporate Policy Group and taking into account views expressed by elected members generally. It is informed by the financial context at central and local level and is focused on the delivery of the Corporate Plan objectives.

In this letter regard the economic growth and competitiveness of our County, together with the promotion of the wellbeing of it's citizens are our primary objectives.

Housing supply, economic development including tourism and aesthetics, enhanced service delivery, community development and business support are central to the achievement of these objectives, as are health and wellbeing, social inclusion and supporting the less well off. All of these principles are supported through the financial provisions in this budget.

#### Local Taxation

The Council has, following public consultation, already confirmed its decision to reduce local property tax by 15% and the financial provision of €4.6m has been made in this regard. Provision has also been made in the sum of €690,000 to cover the LPT liability on the Council's own housing stock. The gradual recovery in the retail and SME sector is recognised and once again the Council will not apply any increase in commercial rates while at the same time increasing the business support fund as set out below. It is also not planned to apply any general increase in housing rents with a modest increase in rental income projected associated with new stock.

#### Housing

The recovery and normalisation of the housing market has been stubbornly slow, with supply shortages having an adverse impact on the rental market, resulting in affordability gaps and economic homelessness in the most extreme circumstances. Planning applications and on site activity has increased but short term difficulties remain. The homeless budget has been increased by 50% to €2.389m, which is a 3 fold increase on the 2014 provision of €794,000. This is a measure of the crises we are endeavouring to manage. Members have also agreed to set aside €600,000 as a capital provision towards further homeless supported accommodation for single men and the provision of a women's refuge.

Good progress on the planning of additional infill social housing has been made in consultation with local communities. It is the belief of Members that additional housing provision should be supported by estate enhancements and in this context a fund of €300,000 has been established. This will facilitate roads and landscaping works and will greatly enhance the general environment of these areas.

Disappointing progress has been made with the commencement of the apprenticeship painting programme, but discussions are ongoing with SOLAS in this regard. The available fund for this purpose has been increased by €50,000 to €300,000.

The ongoing success of the planned maintenance programme is recognised with a provision of €1m being made once again for window and door replacement. The management of over 8,000 units of housing stock requires use of the best systems and procedures available. An examination of our operating system will be externally reviewed, in order to support staff in the development and procurement of new systems of stock management, repair and allocation.

Members have made ongoing representations about a pilot programme of traveller caravan grants. A sum of €100,000 has been provided to commence this pilot programme.

## Enhanced Service Delivery

Efficiencies gained in recent years, together with a modest upturn in income, have afforded us an opportunity to look at enhancing and improving services to the public. In 2016 the recruitment of up to 50 frontline staff will increase our service delivery capability and this has been resourced with additional funding in such areas as:

- Housing maintenance - €300,000.
- Footpath maintenance - €100,000.
- Litter management - €200,000 to facilitate the implementation of the recently adopted litter management plans with initiatives such as additional bins, CCTV, audio messaging, anti-dog fouling and graffiti removal.
- Tree management – €200,000 including planting and removal.

To further resource this work, the machinery replacement fund has been increased from €550,000 to €1m for 2016. Other areas of enhanced services and facilities include:

- The commencement of a 5 year programme of public lighting upgrade and replacement at a cost of €1m p.a., which will see 7,000 lanterns replaced and result in €360,000 annual energy savings on completion.

The health and wellbeing of our communities is a key priority and community provision in this context will focus on:

- The delivery of a new mobile library in January 2016, the opening of a digital library hub in Palmerstown in summer 2016, the commencement of the planned library in Rowlagh and the planning of a new library in Tymon.
- A programme for the development of new sports pavilions and shared sports facilities will commence in mid-2016 funded from the capital programme.
- The play space programme will be resourced through a further financial provision in this budget of €500,000. A target has been set of 14 completions for 2016.

## Economic Development – County Promotion and Presentation

Attracting people, indigenous business and overseas investment are the pillars of the plan for economic growth as set out in our Corporate Plan. There are numerous policies being implemented in this context which are set out elsewhere. One of the more fundamental is the presentation of the County in terms of its visual attractiveness. In this regard 2016 will see the continuation and expansion of a number of initiatives most notably:

- The continuation of the village enhancement programme with works planned in Rathcoole, Newcastle, Saggart, Lucan and Rathfarnham. A further €1.2m has been added to this programme as part of this budget.
- With the benefit of additional employees, the dedication of village teams to maintain their appearance with an emphasis on grass and hedge cutting, litter control, graffiti removal, soft landscaping and working closely with communities including the Tidy Towns committees.
- A further provision of €250,000 has been made to fund the landscaping of the N81, which will be designed in Qtr 1 next year and hopefully go to tender over the summer.
- A roundabout sponsorship scheme will be launched before the year end, with a view to having private sponsorship involved in the landscaping of roundabouts. The Square Tallaght will take the lead in this regard, in sponsoring two roundabouts.
- As outlined earlier increased investment of €300,000 is being made in the areas of litter and tree management.
- Further progress will be made on the elimination of derelict sites which will be the subject of ongoing reporting to Council.

## Tourism and Heritage

Tourism development and promotion is identified as a new opportunity for jobs and economic growth. The recent adoption of our County Tourism Strategy will guide future investment in this area with substantial progress already being made. The following initiatives are provided for in 2016:

- The construction of the Clondalkin Round Tower Visitor Centre will open very early in 2017. A provision of €50,000 has been made for the advance marketing of this facility.
- The planning and design of a major national visitor attraction in the Dublin Mountains. A funding provision of €500,000 has been made in this regard.
- The continuation of the various elements of the County Signage Programme for which a further €200,000 has been provided. This includes:
  - The continuation of the Village Signage Programme in Clondalkin, Lucan and Rathfarnham.
  - The completion of a heritage trail for Tallaght.
  - The design of village and neighbourhood approach signage.
  - The design of a countywide tourism signage strategy.
  - A provision of €20,000 has been made for pageantry signage to highlight festivals and social events.

Walkways and the facilitation of outdoor recreation is a natural part of the product offer of our edge of Dublin location. The Dodder Greenway, Slade Valley Walk, The Liffey Valley and the canal walks will continue to be developed. A sum of €200,000 has been set aside to Co-finance Leader funding which may come available to fund rural tourism initiatives of this nature.

In terms of overseas tourism and business, a provision of €20,000 has been made to fund further activity around sister city partnerships. Further specific studies have also been provided for where opportunities have been identified and require further amplification. These include County marketing and branding, Bohernabreena Reservoir, Camac Valley Park, Gateways to the Liffey Valley at Lucan and Palmerstown and the outbuilding adjacent to Rathfarnham Castle.

South Dublin County Commemorations programme will mark the Centenary of the Easter Rising 1916 with a year-long programme of events in which all our citizens can participate in. Communities will be vital in the planning and delivery of the programme and a budget of €200,000 has been allocated to the Commemorations Programme for 2016. The programme will explore and reflect on the impact of the Easter Rising through cultural performances, publications, historical reflections, lectures, sporting events and educational programmes. At the centre of South Dublin County Council's Centenary programme is a legacy project which will see the development of a new civic plaza located near the entrance to St. Enda's Park and the Pearse Museum on the Grange Road in Rathfarnham.

## Business Support – Enterprise and Innovation

Commercial rates make a very significant contribution to the functioning of local government in this County and ongoing close collaboration with business is a priority. This is exemplified by the continuation of the "Business Support Fund" which next year has been set at 1% of rates or €1.2m. The fund will be used to support a number of initiatives as follows:

- A rates support fund to assist SME's as has operated for the last two years.
- A fund for remedial works to industrial estates.
- A grant scheme for the refurbishment of vacant industrial premises for use as micro enterprise space.
- A rates holiday for LEO supported micro enterprise that locate in refurbished premises.
- A training programme for business based on their requirements.

The distribution of the fund along these lines and the precise operation of the grant schemes will be further considered by the Economic Development SPC. Later this year, we will advertise for the preparation of a

County Enterprise Strategy and a steering group of business, education and enterprise support and government agencies will be established to oversee its preparation. A provision of €150,000 has been made to fund smart city region energy and other initiatives.

### **Community Development and Supports**

Without the support of our communities and their very substantial voluntary effort, this Council would be much less effective. Volunteerism, civic pride and community spirit are alive and well in this area and we need to reward this.

- As in 2015, in excess of €2,000,000 has been made available for community oriented programmes and projects. These financial provisions cover such diverse areas as Arts, Libraries, Sports and Recreation, Festival and Events, Social Inclusion and Health and Well-being. The full ranges of Programmes are highlighted in the divisional detail provided. I want to highlight the following increases in particular:
  - Community grants have been increased by €50,000 to €250,000.
  - The Community Initiative Fund has been increased by €80,000 to €250,000.
  - The provisions for Festivals and Tidy Towns groups have both been increased to €100,000 from €60,000 in 2015.
  - Health and Well-being week will receive support funding of €90,000 and the age friendly programme will have a budget of €50,000.

### **Conclusion**

The range of initiatives and core funding supports provided for in 2016, are aimed at honouring the commitments to our citizens set out in our 5 year Corporate Plan. Challenges remain, particularly in relation to housing and employment, but good progress in the improvement and growth of the County is being achieved.

I want to thank the Corporate Policy Group for their advice and guidance in this process and in particular, to thank Sinead Dunne A/Head of Finance and her staff, for their professionalism in managing the budgetary process.

Yours sincerely,



Daniel McLoughlin

Chief Executive



## Financial Analysis 2016

The Minister for the Environment, Community and Local Government has determined the period 2nd November 2015 to 27th November 2015 as the prescribed period during which the 2016 Budget Meeting should be held. The statutory Budget Meeting will be held on 5th November 2015 and as the Budget must be adopted within a period of 14 days commencing on that date, the final date for the adoption of the Budget is the 18th of November 2015. The Draft Budget has been prepared in the format as prescribed by the Department of the Environment, Community and Local Government.

### Corporate Policy Group

The Corporate Policy Group (CPG) discussed the Draft Budget at meetings held on 6th July, 14th September, 6th October, 13th October and 20th October 2015. The role of the CPG includes setting the overall parameters for the Budget. This Budget has been framed around the Budget Strategy as developed with the CPG and endorsed at the meeting held on 14th September 2015. The overall financial position of the authority was considered during the Budget consultation process.

### The 2016 Budget

A preliminary estimate of current and capital expenditure for 2016 was submitted to the Department of the Environment, Community and Local Government on 23rd September 2015. The Corporate Policy Group indicated during the Budget Strategy discussions that the draft budget should assume that:

- Commercial Rates multiplier will not increase in 2016.
- Commercial rates vacancy scheme will not change in 2016.
- Local Property Tax will be reduced by 15% for 2016.
- 80% of the 2016 Local Property Tax collected in the county will be allocated to South Dublin.
- The financial support scheme for small and medium businesses should be continued again in 2016.
- The annual allocations for the following specific purposes should be continued: villages enhancement works, replacement of windows and doors, boiler replacement, electrical repairs, footpath improvements, replacement of public lighting columns, tourism promotions, signage, provision of playgrounds and the library book fund.
- The Council will continue to deliver water services on behalf of Irish Water in 2016 and the costs incurred by the Council will be recouped via a service level agreement with Irish Water.
- An additional net €850,000 in funding must be contributed by the Council to the regional homeless service for 2016 bringing the total cost of this service to €2,389,700.

The Draft Budget for 2016 provides for total expenditure of €225,453,700 and anticipates income of €102,734,300 from a range of services and sources including rents, fees, charges, loan repayments, grants and recoupments. The balance totalling €122,719,400 will be funded from a combination of commercial rates, local property tax and pension related deductions from staff remuneration.

<i>Divisions</i>	<i>Budget Expenditure 2016</i>	<i>Budget Expenditure 2015</i>	<i>Budget Income 2016</i>	<i>Budget Income 2015</i>
Housing & Building	€66,200,500	€61,777,400	€61,286,500	€49,677,100
Road Transport & Safety	€28,098,200	€27,147,900	€5,008,500	€2,930,400
Water Services	€12,112,300	€12,033,500	€9,398,400	€9,965,200
Development Management	€18,608,200	€15,261,800	€5,232,100	€2,997,600
Environmental Services	€40,750,600	€42,822,600	€7,988,800	€8,689,500
Recreation & Amenity	€34,718,500	€33,099,600	€4,801,100	€4,502,400
Agriculture, Education, Health & Welfare	€1,935,300	€2,475,800	€917,600	€1,175,600
Miscellaneous Services	€23,030,100	€24,676,700	€8,101,300	€981,500
<b>Total</b>	<b>€225,453,700</b>	<b>€219,295,300</b>	<b>€102,734,300</b>	<b>€80,919,300</b>

## Out-turn 2015

The Budget is monitored closely over the course of the year in order to adhere to agreed targets, anticipate and explain variances and to take corrective actions if appropriate. The mid-year review projected a positive out-turn for 2015 arising from increased incomes and reduced costs including reductions in the administration of Payroll, Pensions and Rates with additional income buoyancy in the areas of NPPR and other fees & charges.

Corporate Policy Group has recommended a range of key capital and operational projects at a cost of €4.9M in the areas of:

- Housing Services - €1.9M (including an additional provision of circa €900K towards 2015 homeless service).
- Sport, Entertainment & Community Facilities - €2.9M.
- Tourism/Heritage - €100K. These projects will be advanced from the additional funds and savings.

## Commercial Rates

No change is proposed to the Annual Rate on Valuation (ARV) or Commercial Rates Multiplier of 0.162 with commercial rates income of €118.2M anticipated for 2016. This includes for new rates buoyancy of €1.5M.

The 2015 Budget included a provision for commercial rates income billable to Irish Water. New legislation which came into effect subsequent to budget adoption exempted Irish water operations from commercial rates with effect from 1st January 2015. This late decision affected income for 2015 but was replaced by a grant from the Department of Environment, Community and Local Government. In 2015 this grant was used to fund the rates debtor. The 2016 commercial rates income has been reduced to allow for this exemption, grant income from the DECLG in line with 2015 is however anticipated and has been provided in Division H income. A total rates income adjustment of €6.2M for water related activities attributable to an increase in the apportionment of rates for surface water/flood alleviation and the exemption of Irish Water has been accounted for in 2016.

Corporate Policy Group considered the commercial rates vacancy scheme as part of the budget consultation process and recommended that the existing scheme should be maintained for 2016. The existing scheme provides a full rates credit or refund in respect of commercial properties in circumstances where a property is vacant (due to refurbishment or if the owner has failed to let the property to a tenant at a reasonable rent) on the day the Rate is struck. The level of business vacancy in the county has remained stagnant for 2015, the rates credit provision of €13M has therefore been repeated in the 2016 budget.

## Analysis of Commercial Rates Billed 2015

<i>Annual Rates Billing Bands</i>	<i>Commercial Rates 2015</i>	<i>No of Accounts</i>	<i>% of Ratepayers in this Category</i>	<i>Average Annual Cost per Ratepayer</i>
<i>€0 to €5K</i>	€8,607,000	3,258	47%	€2,642
<i>€5K to €10K</i>	€11,439,500	1,609	23%	€7,110
<i>€10K to €50K</i>	€33,471,400	1,561	23%	€21,442
<i>€50K to €100K</i>	€18,202,700	273	4%	€66,676
<i>€100K to €500K</i>	€26,790,300	149	2%	€179,800
<i>€500K to €1M</i>	€8,670,100	13	0%	€666,930
<i>&gt; €1M</i>	€15,883,000	6	0%	€2,647,167
<b>Total</b>	<b>€123,064,000</b>	<b>6,869</b>	<b>100%</b>	

## Rates Vacancies Processed by Property Use 2011-2014

<i>Property Use</i>	<i>2011</i>	<i>2012</i>	<i>2013</i>	<i>2014</i>	<i>% of 2014</i>
<i>Warehouse</i>	€6,040,163	€6,177,424	€6,098,957	€6,026,315	44%
<i>Offices</i>	€2,626,209	€3,093,618	€2,968,088	€2,719,874	20%
<i>Factory</i>	€1,237,164	€1,336,353	€1,360,536	€1,716,064	13%
<i>Shop</i>	€531,127	€618,956	€676,305	€556,641	4%
<i>Workshop</i>	€436,434	€524,808	€512,476	€458,530	3%
<i>Motor Showroom</i>	€367,375	€206,209	€242,554	€260,383	2%
<i>Hotel</i>	€126,305	€193,872	€214,562	€290,081	2%
<i>Yard</i>	€28,310	€100,100	€193,536	€205,500	2%
<i>Store</i>	€79,160	€97,968	€103,275	€129,435	1%
<i>Furnishings</i>	€96,887	€107,286	€103,512	€71,960	1%
<i>Showroom</i>	€58,028	€57,919	€142,148	€93,870	1%
<i>Pub</i>	€98,656	€103,339	€86,074	€52,951	0%
<i>Showrooms/Offices</i>	€40,175	€86,836	€90,627	€81,683	1%
<i>Restaurant</i>	€51,580	€89,998	€80,787	€52,948	0%
<i>Other</i>	€1,304,541	€1,060,535	€971,745	€961,705	7%
<b>Total</b>	<b>€13,122,114</b>	<b>€13,855,222</b>	<b>€13,845,182</b>	<b>€13,677,939</b>	<b>100%</b>

### Local Property Tax

In circular Fin 07/2015 the Minister for the Environment, Community and Local Government assigned a Local Property Tax post equalisation provision of €24,510,397 to South Dublin County Council for 2016. At a special Council meeting on 21st September 2015 the members of South Dublin County Council reduced the basic rate of the Local Property Tax within the administrative area by the maximum of 15%. This variation reduced the 2016 allocation to €20,015,468. The Department of the Environment, Community and Local Government has advised that this will be paid over the course of 2016 and is to be applied as follows:

#### LPT allocation

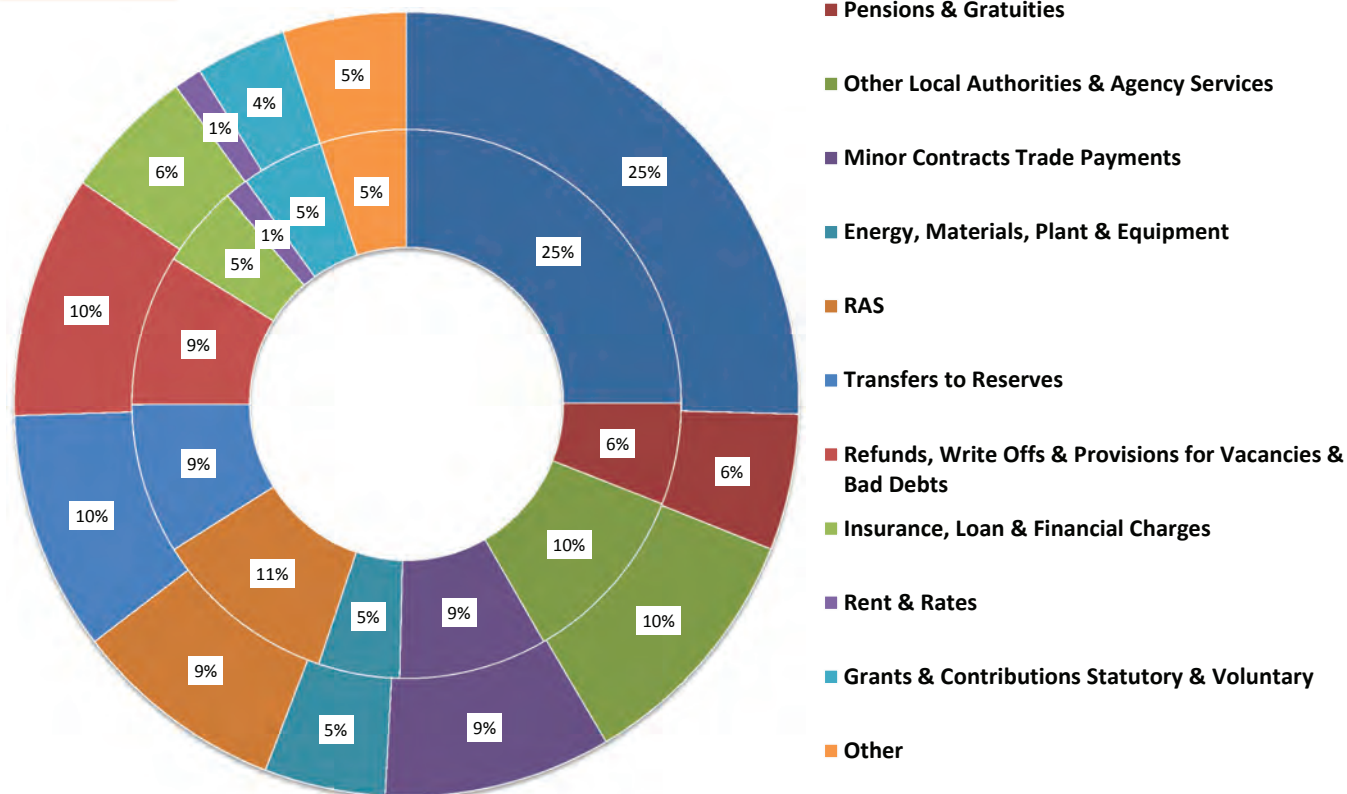
Post 20% equalisation allocation	€24,510,397
Less cost of 15% reduction	-€4,595,699
Plus discretionary income compensation	<u>€100,770</u>
<b>Total</b>	<b>€20,015,468</b>

To be allocated as follows,

(a) Discretionary LPT and Local Government Fund	€2,556,577
(b) Local roads maintenance and improvement	€2,886,859
(c) Housing Association/Voluntary Body related Loan repayments	€6,500,000
(d) Housing Grants	€1,000,000
(e) Housing Capital Projects	€ 7,072,032

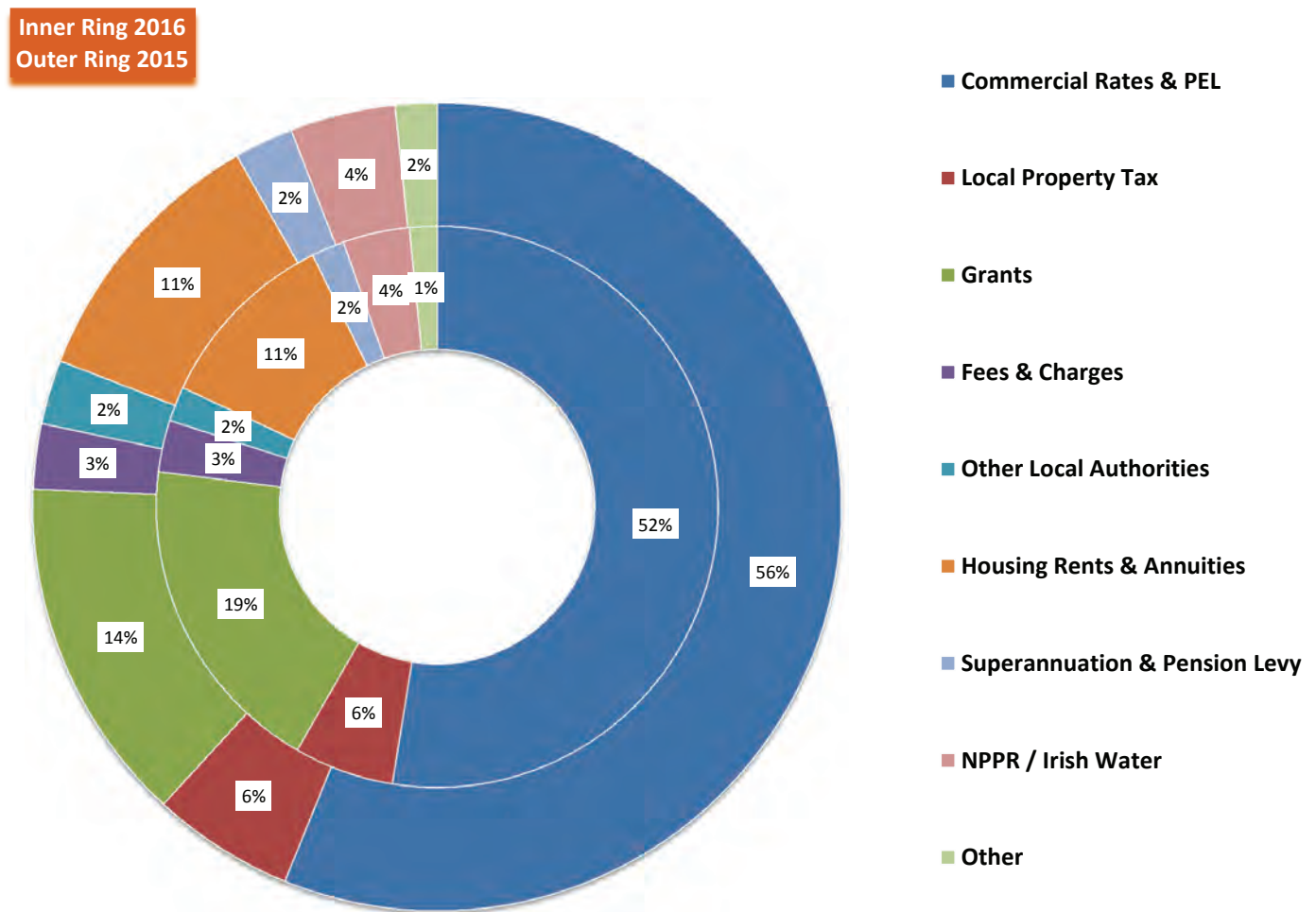
## Sources of Expenditure Comparison with Previous Year

Inner Ring 2016  
Outer Ring 2015



Sources of Expenditure	Budget 2016	Budget 2015	2016 %	2015 %
<b>Payroll &amp; Staff Costs</b>	€56,258,150	€55,797,000	25.0%	25.4%
<b>Pensions &amp; Gratuities</b>	€13,544,400	€12,288,800	6.0%	5.6%
<b>Other Local Authorities &amp; Agency Services</b>	€24,155,100	€22,941,900	10.7%	10.5%
<b>Minor Contracts Trade Payments</b>	€19,672,050	€20,519,200	8.7%	9.4%
<b>Energy, Materials, Plant &amp; Equipment</b>	€10,781,850	€10,942,400	4.8%	5.0%
<b>RAS</b>	€24,550,000	€19,238,000	10.9%	8.8%
<b>Transfers to Reserves</b>	€20,009,100	€21,633,500	8.9%	9.9%
<b>Refunds, Write Offs &amp; Provisions for Vacancies &amp; Bad Debts</b>	€20,129,100	€22,018,100	8.9%	10.0%
<b>Insurance, Loan &amp; Financial Charges</b>	€10,875,800	€12,001,100	4.8%	5.5%
<b>Rent &amp; Rates</b>	€3,072,000	€2,524,900	1.4%	1.2%
<b>Grants &amp; Contributions Statutory &amp; Voluntary</b>	€10,949,600	€8,221,700	4.9%	3.7%
<b>Other</b>	€11,456,550	€11,168,700	5.1%	5.1%
<b>Total</b>	<b>€225,453,700</b>	<b>€219,295,300</b>	<b>100%</b>	<b>100%</b>

## Sources of Income Comparison with Previous Year

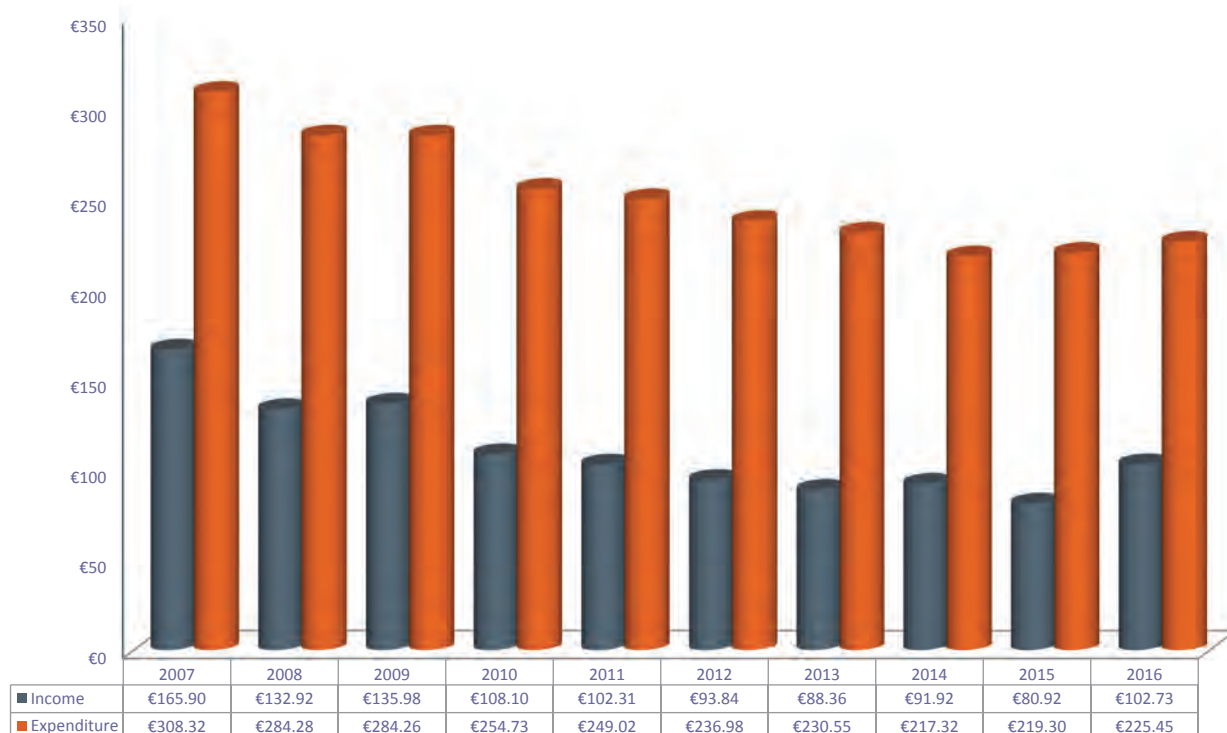


Sources of Income	Budget 2016	Budget 2015	2016 %	2015 %
<b>Commercial Rates &amp; PEL</b>	€118,480,200	€123,125,600	52.6%	56.1%
<b>Local Property Tax</b>	€12,943,400	€12,469,400	5.7%	5.7%
<b>Grants</b>	€42,196,300	€30,421,800	18.7%	13.9%
<b>Fees &amp; Charges</b>	€6,682,200	€5,702,100	3.0%	2.6%
<b>Other Local Authorities</b>	€4,518,700	€5,650,300	2.0%	2.6%
<b>Housing Rents &amp; Annuities</b>	€24,137,400	€23,830,800	10.7%	10.9%
<b>Superannuation &amp; Pension Levy</b>	€4,272,900	€5,192,400	1.9%	2.4%
<b>NPPR / Irish Water</b>	€8,641,300	€9,241,200	3.8%	4.2%
<b>Other</b>	€3,581,300	€3,661,700	1.6%	1.7%
<b>Total</b>	<b>€225,453,700</b>	<b>€219,295,300</b>	<b>100%</b>	<b>100%</b>

**DIVISIONAL PREAMBLES**  
**2016**

## Income and Expenditure from Divisions 2007 - 2016

€ Millions



### Division A – Housing and Building 2016

A budget totalling €66,200,500 has been allocated to support the provision of housing services in 2016 representing a further increase of €4,422,800 over the 2015 provision.

Changes affecting the funding mechanism for the Capital Loan Subsidy Scheme in 2015 are also reflected in the 2016 Budget in A06 Support to Housing Capital and Affordable Programme. This change was introduced following the decision of the Department of the Environment, Community and Local Government to assign local property tax to fund the loan repayments in 2015.

It was necessary in the Revised Budget 2015 to assign an increased budget of €849,900 to fund the Homeless Agency which is delivered by Dublin City Council on behalf of the Dublin region. This increased budget has been allocated for 2015 and 2016. The level of costs for this service is now increased to € 2,389,700 in 2016.

The 2016 Annual Service Plan for Housing Services will provide for expenditure of:

- €13,895,900 on the maintenance of 9,100 housing units.

- Up to €1m on the replacement of windows and doors with a further €300,000 provided as a one off supplementary from Budget 2015 surplus.
- €1,000,000 on boiler maintenance.
- €450,000 on boiler servicing.
- €165,000 for Estate Management Service minor works.
- €1,321,400 on Tenancy and Estate Management.
- €28,636,800 on approximately 2,292 RAS, Leasing and Payment & Availability Leased properties.
- €1,651,700 on Housing Grants assuming a similar allocation to 2015.
- €100,000 on Pilot Caravan Loan Scheme.
- €2,389,700 on Homeless Service.
- €2,333,500 on the Housing Loans Service - including €1,374,200 in loan charges and €245,500 in mortgage protection insurance (MPI).
- €2,146,500 on Insurance – including housing stock, MPI, Public and Employer Liability.

- €300,000 in recoupable costs associated with inspections for compliance with Private Rented Dwellings standards.
- €1,905,800 on Rent Assessment and Debt Management.
- Increased provision for an Apprenticeship Scheme with €300,000 available in 2016.
- The main source of income from this Division is rent from Social Housing and RAS. This is projected to generate income of €22,445,500 in 2016.

## Division B – Road Transport and Safety

The Proposed budget of €28,098,200 allocated to support the provision of road transport and safety services in 2016 reflects an increase in expenditure and activity levels over 2015. €2,886,859 from local property tax will be provided to support these services in 2016 which replaces the state supports traditionally provided for this division. The 2016 Division B Road Transport and Safety budget provides for expenditure of:

- €2.9M on national secondary and regional road maintenance.
- €12.8M on local road maintenance and improvements – including €1M on village enhancement projects, €550,000 on footpath improvements and €100,000 on cycle track maintenance.
- €5.1M on public lighting – including €400,000 on structural column replacement and €600,000 for the LED Upgrade Programme.
- €2.0M on traffic management services.
- €1.6M on road safety engineering improvement.
- €914,500 on the school wardens service.
- €0.5M on car parking.
- €1.6M on roads capital programmes.

A total of 13,300 square metres of roads and streets had maintenance work carried out as part of the 2015 Roadworks Programme. The following additional provisions have been made in the Roads budget:

Inspection and Repairs of bridges . . . . . €120,000  
 Improvements in Industrial Estates . . . . . €100,000

Children at Play Signage . . . . . €30,000

Road Works in Council Housing Estates with a particular focus on those areas facilitating infill housing schemes €300,000.

During 2015 works were completed on the Newlands Cross Upgrade. Responsibility for maintenance and upgrade of the National Primary Road Network has now fully transferred to the NRA, while the Local Authority retains responsibility for the N81.

Works on the Village Initiative Programme commenced in 2015, with works being completed in Palmerstown Village and Limekiln Green. Works will also be completed in Rathcoole by the end of 2015. These works will progress throughout 2016 in Lucan, Tallaght and Saggart. An initial fund of €5,000,000 has been provided in the Capital Account for these works.

During 2015 LED Upgrades were completed in Palmerstown, Lucan, Castletymon Car Park and works are ongoing in Tallaght, Clondalkin, Rathfarnham and Templeogue. The total investment in the Local Authority's Public Lighting Energy Efficiency and Improvement Programme is €1M in 2016.

As regards Road Improvement and Sustainable Transport Projects the following projects were completed or commenced in 2015:

Tallaght to Templeogue cycle track	€1,700,000
Willsbrook Road Roundabout . . . . .	€600,000
Palmerstown Cycleway . . . . .	€500,000
Willsbrook Phase 3 . . . . .	€500,000

Design Works are also on going on the following projects:

- Tallaght to Ballyboden Cycleway.
- Dodder Valley Greenway.
- Liffey Valley to Tallaght Cycleway.
- Lucan Access Study.

Projects funded by the National Transport Authority (NTA) are carried out through the capital account.

As part of the Council's road safety activities school warden services are provided at over 90 school crossing points throughout the County. Provision has been made for an additional 5 wardens at school crossings in 2016. In addition cycle training continues to be rolled out to National School children.



During 2015 the Council appointed a new Service Provider for Car Parking Management. This will result in a reduction in costs of €230,000 in the provision of this service.

## Division C – Water Services

The budget provision for Division C for 2016 provides for the continued delivery of Water and Waste Water Services within agreed protocols under the Service Level Agreement which was signed between Irish Water and South Dublin County Council in 2013.

Of the budget set out in Division C expenditure of €12,112,300, €8,341,300 will be recoupable from Irish Water under the Service Level Agreement.

The statutory responsibilities that remain with the Local Authority post the establishment of Irish Water are:

- Surface Water Drainage.
- Flood Management.
- River Basin Management.
- Major Emergency Management.

The following schemes will be progressed during 2016 subject to funding:

- Ballycullen Stream Flood Alleviation.
- Poddle Flood Alleviation Scheme.
- Whitechurch Stream Flood Alleviation Scheme.

The net expenditure budget for this component of Division C Surface Water/Flood Management is €2,713,800 for 2016.

A programme of Surface Water Minor Capital Works was initiated in 2015 and will continue in 2016. Provision of €435,000 has been made through a revenue to capital transfer.

The Eastern Catchment Flood Risk Assessment and Management (CFRAM) study includes the Liffey, Griffeen, Camac and Poddle rivers. The CFRAM report including the options report for the Poddle was completed in 2014 and in 2016 SDCC and DCC will proceed to tender for consultants to bring this scheme to detailed design.

The Dodder Catchment Flood Risk Assessment and Management (CFRAM) has been adopted by the Council and a programme of measures including flood alleviation works on the Whitechurch Stream will progress in 2016.

## Division D - Development Management

The Forward Planning, Development Management, Planning Enforcement and Building Control Budgets remain largely unchanged in 2016.

While the expenditure involved is mainly staff costs, continuing provision has been made for the ongoing review of the County Development Plan which commenced in September 2014 and will be completed in the first half of 2016. The review of Clonburris Strategic Development Zone has also been provided for, along with the completion of the review of the County's Heritage Plan and Biodiversity Plan and other non-statutory plans and studies. Staff costs in the following areas of activity continue to be provided for:

- Management of the Planning Application processes.
- Management of the Planning Enforcement procedures.
- Inspections and Taking in Charge of private developments.
- Acquisition of school sites in accordance with the Memorandum of Understanding between the Department of Education & Skills and the City and County Managers Association (CCMA), with associated costs recouped from the Department of Education and Skills.
- An increase of 29% in planning fee income to €750,000 is projected for 2016; an increase from the 2015 budget of €580,000. 2015 has seen an increase of c.30% in planning applications compared to 2014 and is reflective of growing activity in both the Residential and Commercial Development Sectors.
- Management of Council's Assets and Land Bank including acquisitions and disposals. In 2016 the objective will be to develop the marketing, promotion and continued development of the County particularly around Grange Castle Business Park.
- Following the launch of the new Tourism Strategy in 2015 the Tourism Working Group will continue its work in 2016 to cover the identification, development and marketing of facilities, festivals and events to maximise tourist visits to the County. This will be supported by a Marketing Strategy for which

a procurement process has commenced. The roll-out of the County Way-finding Strategy and Village Wi-Fi Programme will continue.

- Development proposals for a tourism flagship in the mountains commenced with an MOU with Coillte and the appointment of consultants to carry out a feasibility study in 2015 will continue in 2016.
- Provision has been made in 2016 to facilitate the opening of the Round Tower centre in Clondalkin.

Implementation of the Council's Economic Strategy in 2016 will include the implementation of the Local Economic and Community Plan, due to be adopted in December 2015. Further key programmes will include:

- The consolidation and development of the business services offered by the Local Enterprise Office (LEO), involving the promotion of enterprise and support of micro business start-ups and expansion.
- In 2016 the LEO will prioritise the promotion of enterprise and will pilot new initiatives in the areas of enterprise space and export promotion.
- Extensive consultation with business interests will continue and will frame the continuation of the Council's Business Support and Development Programme with the South Dublin Chamber, including business support grant of €1,200,000, retail supports, export supports and promotion of the County as an investment destination.
- A core initiative in 2016 will be to further roll out the enhancement and improvement of under-utilised industrial areas in the County, commenced in 2015.
- Management of Council Property & Grazing & Tillage Lettings. A full review was carried out in 2015 of the Council's Land Bank and its potential uses and reports will continue to be brought to the elected members.
- €32,600 towards the work of the Local Community Development Committee.
- €30,000 net provision for the operation of Public Participation Networks.
- €100,000 seed capital to support the LEADER Funding projects.

- €51,500 Social Inclusion workplan.
- €50,000 provision for Active Age.

## Division E - Environmental Services

This Budget provides for total expenditure of €40,750,600 in 2016. The projected costs to operate the main services within this division include:

- €6,332,700 on Landfill Operations and Aftercare.
- €2,533,200 on Recycling Centres including the Ballymount Civic Amenity.
- €1,043,400 in Loan Repayments for the Waste to Energy Facility.
- €843,400 for Waste Service Costs including Loans and Regional Contributions.
- €9,571,100 for Street Cleaning, Litter Management and Waste Regulations.
- €1,285,900 Operation of the Burial Grounds.
- €18,219,800 to Dublin City Council for the Fire Service.

The main income sources within this Division are; the recoupment of landfill costs mainly from other Local Authorities (€3,802,000), civic amenity charges (€1,400,000), and burial ground charges (€850,000).

- The projected expenditure on Landfill Operations includes a contribution of €2,250,000 to the statutorily required aftercare fund in 2016. As this was a regional landfill the contribution is co-funded by the region.
- The costs of operating Ballymount Civic Amenity are estimated as €1,993,800 in 2016.
- Income of €1,300,000 is projected to arise from charges and a grant of €100,000. A review of the operation has been completed and tenders for the operation of the Civic Amenity are currently under consideration.
- The introduction of dedicated village teams will lead to a more targeted approach to the enhancement and appearance of the villages, urban centres and their surrounds.

The funding has been allocated as follows:

Cleansing/Illegal Dumping. . . . .	€1,573,900
Street Sweeping. . . . .	€2,556,800

Village Cleansing . . . . .	€1,244,400
Estate Cleaning Programme . . . . .	€859,100
Litter Bin Programme . . . . .	€310,500

- Expenditure €356,500 for direct intervention at Derelict Sites and on Dangerous Buildings has been maintained. The prioritisation of these activities, particularly in relation to strategic sites located within the county, will continue during 2016.
- The Fire Service is provided on an agency basis by the Dublin City Council Fire Service and a provision of €18,219,800 has been made, this represents an increase of €380,000 for 2016 which is driven by a rise in payroll/pensions and fire prevention related costs.
- An element of the costs within the water quality monitoring function are provided on behalf of Irish Water and all associated costs will be recouped.

The Litter Management Plan 2015 – 2019 (LMP) includes a number of initiatives; the introduction of new technologies to tackle the persistent problems of illegal dumping, littering, graffiti and dog fouling; enhanced Education and Awareness Programmes and increased surveillance and enforcement measures.

Additional provision of €200,000 has been made to implement some of the initiatives reflected in the plan. These will provide for an enhanced prevention and control of litter pollution in the county.

- €36,000 for the provision and servicing of additional street bins.
- Over 500 Anti Dog Fouling signs have been erected across the County, Provision of €6,000 to support the roll-out of this programme to all parks and suitable locations within housing estates is being made.
- An additional provision of €12,000 for the supply of dog foul disposal bags to issue with all dog licenses issued in 2016, and a provision of €5,000 for the installation of additional dog foul bags Dispensing Units.
- Following the successful piloting in 2015 of Programmable Audio Messaging Devices at six (6) locations in the County, a provision of €40,000 has been made to facilitate the

expansion of this Programme in 2016.

- A sum of €50,000 to be provided to support the roll out of a CCTV Programme on a phased basis, subject to site suitability and potential effectiveness.
- New renewed Memoranda of Understanding were recently signed between the Council and with 4 Utility providers setting out a Joint Response Strategy for the reporting of litter and graffiti incidents by SDCC at premises and structures and an additional €30,000 to be included to enhance the Graffiti Removal Programme.
- In recognition and support of our communities who work tirelessly to improve their environment by carrying out pro-environmental actions, an additional budget of €20,000 has been provided towards the Social Credit Scheme.

## Division F – Recreation and Amenity

The proposed expenditure of €34,718,500 in Division F Recreation and Amenity Services provides €10,067,500 to operate the Library Service in 2016. This includes an allocation of €830,000 to purchase books and periodicals. It is estimated that the operation of the Arts Programmes will absorb a further €1,798,800.

Key elements of these budgets include:

- A programme of energy reduction works throughout the library infrastructure following a comprehensive energy usage audit.
- Continued upgrade of ICT infrastructure in the County Library.
- Upgrade of the library website in 2016.
- Refurbishment and maintenance of libraries including the Mobile Library Service.
- Continued replenishment of book stock.
- Staging of Library/Cultural events including the continued expansion of the Red Line Book Festival.
- Support of the Decade of Communications programme including the Riots, Rifles and Rebels school pack, 1916 events and exhibitions.

- Support of the Music Generation Programme and other Arts Programmes.
- Youth Arts Programme in film, music, theatre and dance.

## Public Realm

General Maintenance of the Public Realm is projected to cost €14,209,700 (including Service Support Costs and the provision of additional front-line staff).

The Budget is allocated as follows:

Grass Cutting Programme . . . . .	€2,667,400
Tree/Hedge Management Programme . . . . .	€2,003,600
Public Realm/Parks Mgt & Operation . . . . .	€3,051,500
Park Rangers Service . . . . .	€887,300
Pitch Maintenance . . . . .	€353,900
Landscaping & Improvement Works. . . . .	€1,010,000
Weed Control . . . . .	€414,800
Leisure facility & Playground Maintenance. . . . .	€380,600
Playground Provision & Improvement . . . . .	€500,000

Living with Trees – Tree Management Policy 2015 - 2020 will inform the Council's approach on the management and development of a sustainable tree population in the County and provide guidance to others. This will allow for a pro-active and systematic approach to tree management and create a greener, more sustainable environment for residents and visitors to the County.

During 2015 two dedicated tree crews were put in place to progress the tree management programme.

An additional €200,000 has been provided under the Tree / Hedge Management Programme in 2016 is recommended as follows:

- €50,000 Tree Planting Programme = 1,000 new Trees.
- €150,000 Minor Contracts, Plant & Equipment.

The Play-space Programme continues through 2016, with another 14 places planned for delivery in 2016. This is in addition to the 8 completed, 4 under construction, 1 about to commence, 1 at tender stage, 4 at design stage, and 8 currently in consultation. Provision of €500,000 for the continuation of the Play-space Programme has been made through a revenue to capital transfer.

## Community Services

- €120,000 provided for subventions to outside bodies for the operation of leisure facilities.
- €266,000 for Community Development Grants and Contributions.
- €282,000 provision for festivals and events including summer projects and family days. This also includes a provision for Health and Well-being initiatives and planned events for St. Patrick's Day and Halloween.
- €1,707,500 for the operation of Department of Social Protection Community Employment and Jobs Initiative Schemes (formerly FAS) and appropriate income.
- €229,900 provided for contributions towards FAI, Leinster Branch IRFU, Leinster Cricket Federation Development Officers and Programmes and the GAA and Dublin County Board.
- €440,000 funding for Sports Partnership and Sports Initiatives/Programmes, including SPORTIVATE the sports development programme.
- €25,000 funding for the proposed catering/hospitality programme.
- €149,000 net provision for the management and maintenance of Tallaght Stadium.
- €354,500 provided for the maintenance, support and upkeep of Sports and Leisure and Community Facilities, including the provision of CCTV.
- €92,000 provided for subventions to outside bodies including the four Schools Sports Halls.
- €30,000 provision for 2016 Community Endeavour Awards.
- €250,000 provided for the Community Initiative Fund.

## Division G - Agriculture, Education, Health and Welfare

The projected expenditure within Division G is €1,935,300 in 2016 and includes approximately €1,308,900 on veterinary related services.

- The expenditure on Veterinary Services includes provision for the introduction of a National Dog Database during 2016.

- The 2016 projections also include expenditure on Food Safety & Standards at €317,200.
- €445,800 is provided to carry out functions under the Control of Dogs legislation and €212,300 is provided to meet our obligations under the Control of Horses legislation, corresponding income in these areas amounts to €697,100.
- In recent years new applicants for Higher Education Grants have been administered through Student Universal Support Ireland (SUSI) however a number of grant applications from the original scheme are still administered by the Council. Expenditure on this service has reduced significantly and is expected to reduce further to €182,800 in 2016. The value of grant awards is recouped from the Department of Education and Skills but the Council bears the cost of administering the scheme.
- €215,000 provision to continue the schools meals programme in 24 schools.
- €50,000 provided for the contribution towards sports and educational bursaries.

## **Division H – Miscellaneous**

Draft Register of Electors 2015/16 is to be published on 01/11/2015. The Register will come into force on 15/02/2016 and will remain in force for all Elections and Referenda held within the period up to 14/02/2017. The current Register 2015/16 was published on 01/02/2015 with 186,402 electors.

**South Dublin County Council**  
Comhairle Contae Átha Cliath Theas

**ADOPTED**  
**Statutory Budget**  
**2016**

**TABLE A - CALCULATION OF ANNUAL RATE ON VALUATION FOR THE FINANCIAL YEAR 2016**

**South Dublin County Council**

Summary by Service Division	Expenditure €	Income €	Budget Net Expenditure 2016 €	%	Estimated Net Outturn 2015 Net Expenditure €	%
<b>Gross Revenue Expenditure and Income</b>						
A Housing and Building	66,244,500	61,286,500	4,958,000	4.0%	13,233,500	9.6%
B Road Transport & Safety	28,098,200	5,008,500	23,089,700	18.8%	24,819,500	17.9%
C Water Services	12,112,300	9,398,400	2,713,900	2.2%	2,194,300	1.6%
D Development Management	18,652,200	5,232,100	13,420,100	10.9%	11,384,600	8.2%
E Environmental Services	40,750,600	7,988,800	32,761,800	26.7%	33,452,300	24.2%
F Recreation and Amenity	34,718,500	4,801,100	29,917,400	24.4%	31,290,900	22.6%
G Agriculture, Education, Health & Welfare	1,935,300	917,600	1,017,700	0.8%	1,318,200	1.0%
H Miscellaneous Services	22,942,100	8,101,300	14,840,800	12.1%	20,741,100	15.0%
	<b>225,453,700</b>	<b>102,734,300</b>	<b>122,719,400</b>	<b>100.0%</b>	<b>138,434,400</b>	<b>100.0%</b>
Provision for Debit Balance			-		-	
<b>ADJUSTED GROSS EXPENDITURE AND INCOME (A)</b>			<b>122,719,400</b>		<b>138,434,400</b>	
Provision for Credit Balance			-		-	
Local Property Tax *			2,556,600		-	
Pension Related Deduction			2,000,000		-	
<b>SUB - TOTAL (B)</b>			<b>4,556,600</b>		-	
<b>NET AMOUNT OF RATES TO BE LEVIED (C)=(A)-(B)</b>			<b>118,162,800</b>			
Value of Base Year Adjustment			-			
<b>AMOUNT OF RATES TO BE LEVIED (GROSS of BYA) (D)</b>			<b>118,162,800</b>			
NET EFFECTIVE VALUATION (E)			729,400,000			
<b>GENERAL ANNUAL RATE ON VALUATION (D) / (E)</b>			<b>.162</b>			

\* Represents Discretionary Local Property Tax (Local Property Tax allocation less Self-Funding). See Appendix 2 for details of full LPT allocation

**Table B: Expenditure and Income for 2016 and Estimated Outturn for 2015**

	2016				2015			
	Expenditure		Income		Expenditure		Income	
	Adopted by Council €	Estimated by Chief Executive €	Adopted by Council €	Estimated by Chief Executive €	Adopted by Council €	Estimated Outturn €	Adopted by Council €	Estimated Outturn €
<b>Division and Services</b>								
<b>A Housing and Building</b>								
A01 Maintenance & Improvement of LA Housing Units	13,896,100	13,896,100	20,524,500	20,524,500	13,826,400	14,113,200	20,277,700	20,440,700
A02 Housing Assessment, Allocation and Transfer	-	-	-	-	-	-	-	-
A03 Housing Rent and Tenant Purchase Administration	1,905,600	1,905,600	81,700	81,700	2,280,400	2,022,700	90,900	103,600
A04 Housing Community Development Support	4,857,700	4,857,700	149,800	149,800	5,251,000	5,108,400	147,700	168,200
A05 Administration of Homeless Service	2,724,400	2,724,400	355,200	355,200	1,859,800	3,278,400	350,500	336,800
A06 Support to Housing Capital & Affordable Prog	8,518,400	8,518,400	7,131,000	7,131,000	9,149,700	8,579,200	573,600	62,300
A07 RAS Programme	28,636,800	28,636,800	29,069,900	29,069,900	23,979,200	25,881,400	24,253,800	26,226,000
A08 Housing Loans	2,333,600	2,333,600	2,236,500	2,236,500	2,628,800	2,644,500	2,331,600	2,244,000
A09 Housing Grants	2,527,000	2,483,000	1,352,300	1,352,300	2,388,000	2,392,000	1,341,800	1,291,300
A11 Agency & Recoupable Services	579,300	579,300	325,600	325,600	314,100	363,900	309,500	299,900
A12 HAP Programme	265,600	265,600	60,000	60,000	100,000	91,100	-	68,500
<b>A Division Total</b>	<b>66,244,500</b>	<b>66,200,500</b>	<b>61,286,500</b>	<b>61,286,500</b>	<b>61,777,400</b>	<b>64,474,800</b>	<b>49,677,100</b>	<b>51,241,300</b>



Table B: Expenditure and Income for 2016 and Estimated Outturn for 2015										
	2016					2015				
	Expenditure		Income		Expenditure		Income		Estimated Outturn	
	Adopted by Council	Estimated by Chief Executive	Adopted by Council	Estimated by Chief Executive	Adopted by Council	Estimated by Chief Executive	Adopted by Council	Estimated by Chief Executive		
€	€	€	€	€	€	€	€	€	€	
<b>B Division and Services</b>										
<b>B Road Transport &amp; Safety</b>										
B01 NP Road - Maintenance and Improvement	-	-	-	-	2,800	2,700	-	-	-	-
B02 NS Road - Maintenance and Improvement	160,900	160,900	91,400	91,400	654,200	649,300	573,800	573,800	370,000	370,000
B03 Regional Road - Maintenance and Improvement	2,689,700	2,689,700	98,300	98,300	2,655,600	2,500,600	72,100	72,100	82,200	82,200
B04 Local Road - Maintenance and Improvement	12,760,400	12,760,400	3,157,900	3,157,900	11,704,900	12,025,900	767,500	767,500	214,400	214,400
B05 Public Lighting	5,144,000	5,144,000	552,800	552,800	4,717,800	4,889,900	357,500	357,500	546,800	546,800
B06 Traffic Management Improvement	1,965,400	1,965,400	27,700	27,700	1,906,000	1,895,900	28,600	28,600	30,500	30,500
B07 Road Safety Engineering Improvement	1,586,900	1,586,900	97,200	97,200	1,686,400	1,449,600	263,200	263,200	98,400	98,400
B08 Road Safety Promotion & Education	1,694,900	1,674,900	89,100	89,100	1,506,100	1,571,100	74,500	74,500	83,900	83,900
B09 Maintenance & Management of Car Parking	497,000	497,000	670,000	670,000	753,400	678,000	600,000	600,000	670,000	670,000
B10 Support to Roads Capital Prog	1,588,700	1,608,700	99,100	99,100	1,550,200	1,456,900	83,200	83,200	94,800	94,800
B11 Agency & Recoupable Services	10,300	10,300	125,000	125,000	10,400	10,400	110,000	110,000	120,000	120,000
<b>B Division Total</b>	<b>28,098,200</b>	<b>28,098,200</b>	<b>5,008,500</b>	<b>5,008,500</b>	<b>27,147,800</b>	<b>27,130,300</b>	<b>2,930,400</b>	<b>2,930,400</b>	<b>2,311,000</b>	<b>2,311,000</b>

**Table B: Expenditure and Income for 2016 and Estimated Outturn for 2015**

	2016				2015			
	Expenditure		Income		Expenditure		Income	
	Adopted by Council €	Estimated by Chief Executive €	Adopted by Council €	Estimated by Chief Executive €	Adopted by Council €	Estimated Outturn €	Adopted by Council €	Estimated Outturn €
<b>C Division and Services</b>								
<b>C Water Services</b>								
C01 Water Supply	3,991,400	3,991,400	3,991,400	3,991,400	4,252,200	4,009,800	4,252,300	4,009,900
C02 Waste Water Treatment	3,728,300	3,728,300	3,728,300	3,728,300	3,752,100	3,593,800	3,752,000	3,593,800
C03 Collection of Water and Waste Water Charges	755,900	755,900	755,900	755,900	771,800	718,700	771,800	718,600
C04 Public Conveniences	-	-	-	-	-	-	-	-
C05 Admin of Group and Private Installations	-	-	-	-	400	400	-	-
C06 Support to Water Capital Programme	360,400	360,400	360,200	360,200	609,500	498,700	609,400	498,800
C07 Agency & Recoupable Services	-	-	-	-	(15,800)	1,800	(15,800)	1,800
C08 Local Authority Water and Sanitary Services	3,276,300	3,276,300	562,500	562,500	2,663,300	2,779,100	595,400	585,100
<b>C Division Total</b>	<b>12,112,300</b>	<b>12,112,300</b>	<b>9,398,300</b>	<b>9,398,300</b>	<b>12,033,500</b>	<b>11,602,300</b>	<b>9,965,100</b>	<b>9,408,000</b>

**Table B: Expenditure and Income for 2016 and Estimated Outturn for 2015**

	2016				2015			
	Expenditure		Income		Expenditure		Income	
	Adopted by Council €	Estimated by Chief Executive €	Adopted by Council €	Estimated by Chief Executive €	Adopted by Council €	Estimated Outturn €	Adopted by Council €	Estimated Outturn €
<b>D Division and Services</b>								
<b>D Development Management</b>								
D01 Forward Planning	2,973,700	2,973,700	163,200	163,200	2,988,000	2,951,400	175,900	169,800
D02 Development Management	3,353,500	3,353,500	966,200	966,200	2,810,800	2,837,400	773,900	870,800
D03 Enforcement	1,232,200	1,232,200	89,200	89,200	1,189,700	1,048,600	109,400	63,300
D04 Industrial and Commercial Facilities	1,344,700	1,344,700	180,100	180,100	1,337,100	1,291,300	165,900	374,400
D05 Tourism Development and Promotion	1,069,800	1,069,800	66,400	66,400	315,400	355,800	80,900	58,600
D06 Community and Enterprise Function	3,289,100	3,245,100	2,298,500	2,298,500	1,406,300	2,811,900	334,400	1,941,400
D07 Unfinished Housing Estates	-	-	-	-	-	-	-	-
D08 Building Control	789,100	789,100	126,100	126,100	823,300	794,600	115,200	131,100
D09 Economic Development and Promotion	3,099,200	3,099,200	861,200	861,200	2,833,700	2,772,300	848,700	879,800
D10 Property Management	1,408,000	1,408,000	425,600	425,600	1,464,200	1,309,500	337,900	432,800
D11 Heritage and Conservation Services	73,100	73,100	40,400	40,400	73,300	149,300	40,400	20,400
D12 Agency & Recoupable Services	20,000	20,000	15,000	15,000	20,000	20,000	15,000	15,000
<b>D Division Total</b>	<b>18,652,400</b>	<b>18,608,400</b>	<b>5,231,900</b>	<b>5,231,900</b>	<b>15,261,800</b>	<b>16,342,100</b>	<b>2,997,600</b>	<b>4,957,400</b>

**Table B: Expenditure and Income for 2016 and Estimated Outturn for 2015**

Division and Services	2016				2015			
	Expenditure		Income		Expenditure		Income	
	Adopted by Council €	Estimated by Chief Executive €	Adopted by Council €	Estimated by Chief Executive €	Adopted by Council €	Estimated Outturn €	Adopted by Council €	Estimated Outturn €
<b>E Environmental Services</b>								
E01 Landfill Operation & Aftercare	6,332,700	6,332,700	3,820,000	3,820,000	7,871,100	7,267,700	4,816,800	4,500,700
E02 Recovery and Recycling Facilities Operations	2,533,200	2,533,200	1,488,700	1,488,700	2,373,800	2,538,600	1,382,300	1,488,600
E03 Waste to Energy Facilities Operations	1,043,800	1,043,800	-	-	1,061,400	1,055,200	-	-
E04 Provision of Waste to Collection Services	843,400	843,400	658,500	658,500	2,203,500	2,157,200	686,500	656,100
E05 Litter Management	1,768,600	1,768,600	169,800	169,800	1,602,100	1,594,500	188,500	189,700
E06 Street Cleaning	6,752,300	6,752,300	264,600	264,600	6,505,000	6,449,100	243,600	280,800
E07 Waste Regulations, Monitoring and Enforcement	1,050,200	1,050,200	343,200	343,200	1,232,100	1,243,900	282,600	342,100
E08 Waste Management Planning	-	-	-	-	-	-	-	-
E09 Maintenance of Burial Grounds	1,285,900	1,285,900	903,300	903,300	1,194,200	1,128,700	886,200	891,200
E10 Safety of Structures and Places	682,200	682,200	40,700	40,700	699,700	679,800	21,200	35,100
E11 Operation of Fire Service	18,251,000	18,251,000	300,000	300,000	17,870,800	17,781,400	140,000	300,000
E12 Fire Prevention	-	-	-	-	-	-	-	-
E13 Water Quality, Air and Noise Pollution	207,500	207,500	-	-	209,000	240,600	41,900	-
E14 Agency & Recoupable Services	-	-	-	-	-	-	-	-
<b>E Division Total</b>	<b>40,750,800</b>	<b>40,750,800</b>	<b>7,988,800</b>	<b>7,988,800</b>	<b>42,822,700</b>	<b>42,136,700</b>	<b>8,689,600</b>	<b>8,684,300</b>

**Table B: Expenditure and Income for 2016 and Estimated Outturn for 2015**

	2016				2015			
	Expenditure		Income		Expenditure		Income	
	Adopted by Council €	Estimated by Chief Executive €	Adopted by Council €	Estimated by Chief Executive €	Adopted by Council €	Estimated Outturn €	Adopted by Council €	Estimated Outturn €
<b>F Recreation and Amenity</b>								
F01 Leisure Facilities Operations	693,100	693,100	170,100	170,100	693,000	1,107,500	170,100	170,100
F02 Operation of Library and Archival Service	10,067,500	10,067,500	701,500	701,500	9,947,400	9,980,200	664,100	692,400
F03 Outdoor Leisure Areas Operations	14,209,700	14,209,700	776,600	776,600	12,933,600	13,608,100	632,300	737,600
F04 Community Sport and Recreational Development	7,949,500	7,949,500	2,715,800	2,715,800	8,050,700	8,678,800	2,807,600	2,730,500
F05 Operation of Arts Programme	1,798,700	1,798,700	437,000	437,000	1,475,000	2,522,900	228,300	276,100
F06 Agency & Recoupable Services	-	-	-	-	-	-	-	-
<b>F Division Total</b>	<b>34,718,500</b>	<b>34,718,500</b>	<b>4,801,000</b>	<b>4,801,000</b>	<b>33,099,700</b>	<b>35,897,500</b>	<b>4,502,400</b>	<b>4,606,700</b>

**Table B: Expenditure and Income for 2016 and Estimated Outturn for 2015**

	2016				2015			
	Expenditure		Income		Expenditure		Income	
	Adopted by Council €	Estimated by Chief Executive €	Adopted by Council €	Estimated by Chief Executive €	Adopted by Council €	Estimated Outturn €	Adopted by Council €	Estimated Outturn €
<b>G Division and Services</b>								
<b>G Agriculture, Education, Health &amp; Welfare</b>								
G01 Land Drainage Costs	-	-	-	-	-	-	-	-
G02 Operation and Maintenance of Piers and Harbours	-	-	-	-	-	-	-	-
G03 Coastal Protection	-	-	-	-	-	-	-	-
G04 Veterinary Service	1,308,900	1,308,900	697,100	697,100	1,490,000	1,475,000	802,500	696,800
G05 Educational Support Services	626,400	626,400	220,500	220,500	985,800	1,050,700	373,000	510,800
G06 Agency & Recoupable Services	-	-	-	-	-	-	-	-
<b>G Division Total</b>	<b>1,935,300</b>	<b>1,935,300</b>	<b>917,600</b>	<b>917,600</b>	<b>2,475,800</b>	<b>2,525,700</b>	<b>1,175,500</b>	<b>1,207,600</b>

**Table B: Expenditure and Income for 2016 and Estimated Outturn for 2015**

	2016				2015			
	Expenditure		Income		Expenditure		Income	
	Adopted by Council €	Estimated by Chief Executive €	Adopted by Council €	Estimated by Chief Executive €	Adopted by Council €	Estimated Outturn €	Adopted by Council €	Estimated Outturn €
<b>H Division and Services</b>								
<b>H Miscellaneous Services</b>								
H01 Profit & Loss Machinery Account	43,800	43,800	55,000	55,000	148,800	40,100	38,100	43,400
H02 Profit & Loss Stores Account	-	-	-	-	-	-	-	-
H03 Administration of Rates	20,971,300	20,971,300	7,480,800	7,480,800	22,552,100	20,789,400	381,800	639,000
H04 Franchise Costs	266,700	266,700	11,900	11,900	308,700	238,500	9,000	10,200
H05 Operation of Morgue and Coroner Expenses	350,100	350,100	-	-	305,300	350,300	-	-
H06 Weighbridges	-	-	-	-	-	-	-	-
H07 Operation of Markets and Casual Trading	-	-	-	-	100	100	-	-
H08 Malicious Damage	67,600	67,600	29,600	29,600	67,600	-	29,600	-
H09 Local Representation & Civic Leadership	1,212,000	1,300,000	-	-	1,261,900	1,207,300	-	-
H10 Motor Taxation	-	-	-	-	-	-	-	-
H11 Agency & Recoupable Services	30,600	30,600	524,000	524,000	32,200	32,000	523,000	1,224,000
<b>H Division Total</b>	<b>22,942,100</b>	<b>23,030,100</b>	<b>8,101,300</b>	<b>8,101,300</b>	<b>24,676,700</b>	<b>22,657,700</b>	<b>981,500</b>	<b>1,916,600</b>
<b>Overall Total</b>	<b>225,454,100</b>	<b>225,454,100</b>	<b>102,733,900</b>	<b>102,733,900</b>	<b>219,295,400</b>	<b>222,767,100</b>	<b>80,919,200</b>	<b>84,332,900</b>

**Table D****ANALYSIS OF BUDGET 2016 INCOME FROM GOODS AND SERVICES**

<b>Source of Income</b>	<b>2016</b> €	<b>2015</b> €
Rents from houses	22,445,500	22,055,000
Housing Loans Interest & Charges	1,691,900	1,775,800
Parking Fines & Charges	719,000	628,000
Irish Water	8,341,300	8,941,200
Planning Fees	875,000	695,000
Sale/leasing of other property/Industrial Sites	861,200	756,200
Domestic Refuse Charges	-	-
Commercial Refuse Charges	-	-
Landfill Charges	-	-
Fire Charges	300,000	140,000
Recreation/Amenity/Culture	367,000	160,000
Library Fees/Fines	160,000	160,000
Agency Services & Repayable Works	97,500	88,500
Local Authority Contributions	4,518,700	5,650,300
Superannuation	2,272,900	2,292,400
NPPR	300,000	300,000
Other income	7,201,000	6,855,200
<b>Total Goods and Services</b>	<b>50,151,000</b>	<b>50,497,600</b>



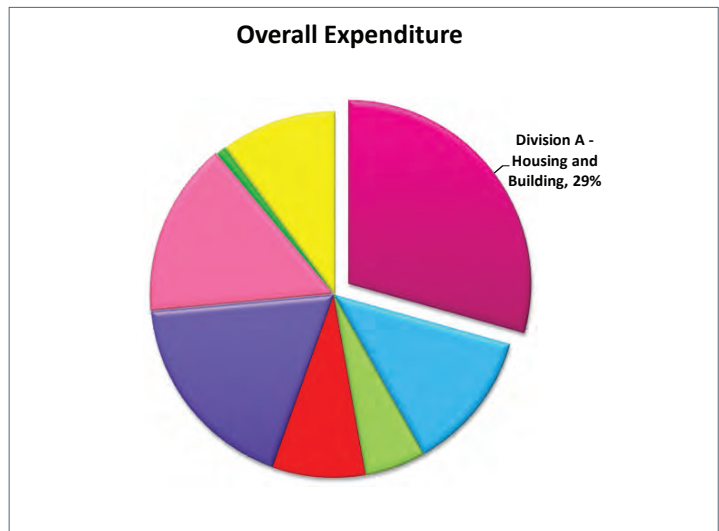
**Table E**

**ANALYSIS OF BUDGET 2016 INCOME FROM GRANTS, SUBSIDIES, & LPT**

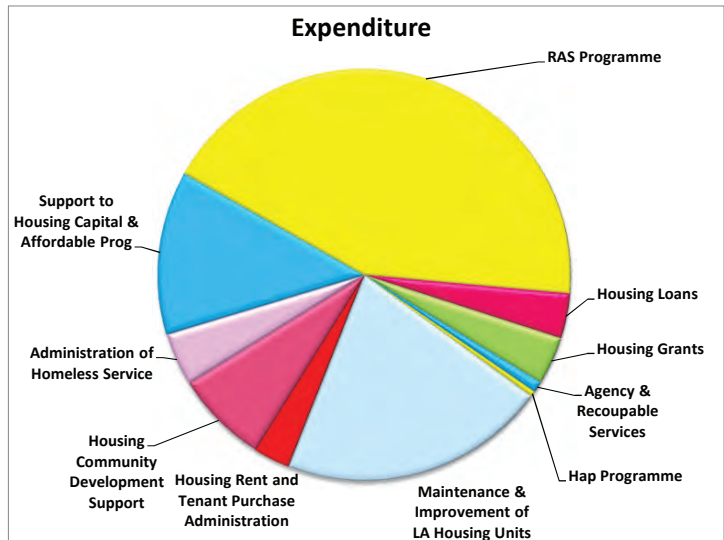
	<b>2016</b>	<b>2015</b>
	<b>€</b>	<b>€</b>
<b>Department of Environment, Community and Local Government</b>		
Housing & Building	27,575,800	23,472,600
Road Transport & Safety	-	-
Water Services	552,500	576,300
Development Management	2,295,300	221,400
Environmental Services	275,500	270,000
Recreation & Amenity	-	-
Agriculture, Food & the Marine	-	-
Miscellaneous Services	-	-
LPT Self Funding	10,386,900	-
<b>Sub-total</b>	<b>41,086,000</b>	<b>24,540,300</b>
<b>Other Departments and Bodies</b>		
NRA	602,600	1,644,300
Arts, Heritage & Gaeltacht	-	-
DTO	-	-
Social Protection	-	-
Defence	-	-
Education & Skills	125,000	275,000
Library Council	124,600	124,600
Arts Council	42,500	42,500
Transport, Tourism & Sport	-	-
Justice & Equality	29,600	29,600
Agriculture, Food & The Marine	-	-
Non Dept HFA & BMW	-	-
Jobs, Enterprise, & Innovation	823,000	813,300
Other Grants & Subsidies	9,749,900	2,952,100
<b>Sub-total</b>	<b>11,497,200</b>	<b>5,881,400</b>
<b>Total Grants and Subsidies</b>	<b>52,583,200</b>	<b>30,421,700</b>

# Division A - Housing and Building

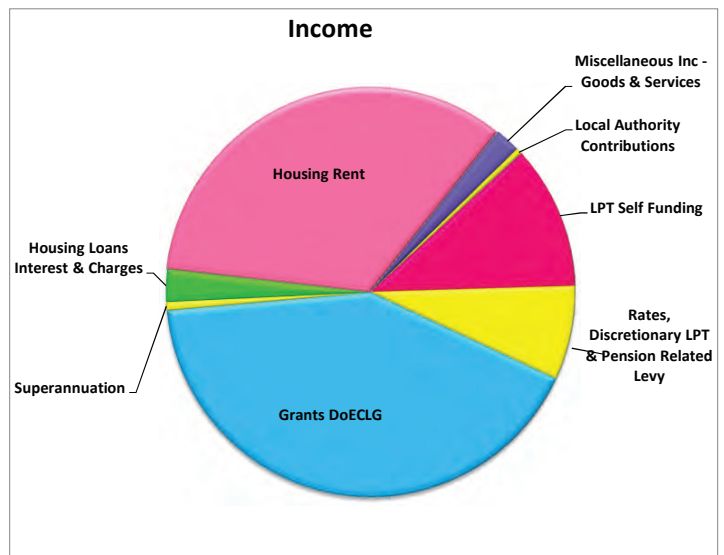
Division	Amount	%
<b>Division A - Housing and Building</b>	<b>66,200,500</b>	<b>29%</b>
Division B - Road Transport & Safety	28,098,200	12%
Division C - Water Services	12,112,300	5%
Division D - Development Management	18,608,200	8%
Division E - Environmental Services	40,750,600	18%
Division F - Recreation and Amenity	34,718,500	15%
Division G - Agriculture, Education, Health & Welfare	1,935,300	1%
Division H - Miscellaneous Services	23,030,100	10%
<b>Grand Total</b>	<b>225,453,700</b>	<b>100%</b>



How the Division is Spent	Amount	%
Maintenance & Improvement of LA Housing Units	13,896,100	21%
Housing Rent and Tenant Purchase Administration	1,905,600	3%
Housing Community Development Support	4,857,700	7%
Administration of Homeless Service	2,724,400	4%
Support to Housing Capital & Affordable Prog	8,518,400	13%
RAS Programme	28,636,800	43%
Housing Loans	2,333,600	4%
Housing Grants	2,483,000	4%
Agency & Recoupable Services	579,300	1%
Hap Programme	265,600	0%
<b>Grand Total</b>	<b>66,200,500</b>	<b>100%</b>



How the Division is Funded	Amount	%
Grants DoECLG	27,575,800	42%
Superannuation	438,200	1%
Housing Loans Interest & Charges	1,691,900	3%
Housing Rent	22,445,500	34%
Miscellaneous Inc - Goods & Services	1,315,100	2%
Local Authority Contributions	320,000	0%
LPT Self Funding	7,500,000	11%
Rates, Discretionary LPT & Pension Related Levy	4,914,000	7%
<b>Grand Total</b>	<b>66,200,500</b>	<b>100%</b>



	2016				2015			
	Expenditure		Income		Expenditure		Income	
	Adopted by Council €	Estimated by Chief Executive €	Adopted by Council €	Estimated by Chief Executive €	Adopted by Council €	Estimated Outturn €	Adopted by Council €	Estimated Outturn €
<b>A Housing and Building</b>								
A01 Maintenance & Improvement of LA Housing Units	13,896,100	13,896,100	20,524,500	20,524,500	13,826,400	14,113,200	20,277,700	20,440,700
A02 Housing Assessment, Allocation and Transfer	-	-	-	-	-	-	-	-
A03 Housing Rent and Tenant Purchase Administration	1,905,600	1,905,600	81,700	81,700	2,280,400	2,022,700	90,900	103,600
A04 Housing Community Development Support	4,857,700	4,857,700	149,800	149,800	5,251,000	5,108,400	147,700	168,200
A05 Administration of Homeless Service	2,724,400	2,724,400	355,200	355,200	1,859,800	3,278,400	350,500	336,800
A06 Support to Housing Capital & Affordable Prog	8,518,400	8,518,400	7,131,000	7,131,000	9,149,700	8,579,200	573,600	62,300
A07 RAS Programme	28,636,800	28,636,800	29,069,900	29,069,900	23,979,200	25,881,400	24,253,800	26,226,000
A08 Housing Loans	2,333,600	2,333,600	2,236,500	2,236,500	2,628,800	2,644,500	2,331,600	2,244,000
A09 Housing Grants	2,527,000	2,483,000	1,352,300	1,352,300	2,388,000	2,392,000	1,341,800	1,291,300
A11 Agency & Recoupable Services	579,300	579,300	325,600	325,600	314,100	363,900	309,500	299,900
A12 HAP Programme	265,600	265,600	60,000	60,000	100,000	91,100	-	68,500
<b>A Division Total</b>	<b>66,244,500</b>	<b>66,200,500</b>	<b>61,286,500</b>	<b>61,286,500</b>	<b>61,777,400</b>	<b>64,474,800</b>	<b>49,677,100</b>	<b>51,241,300</b>

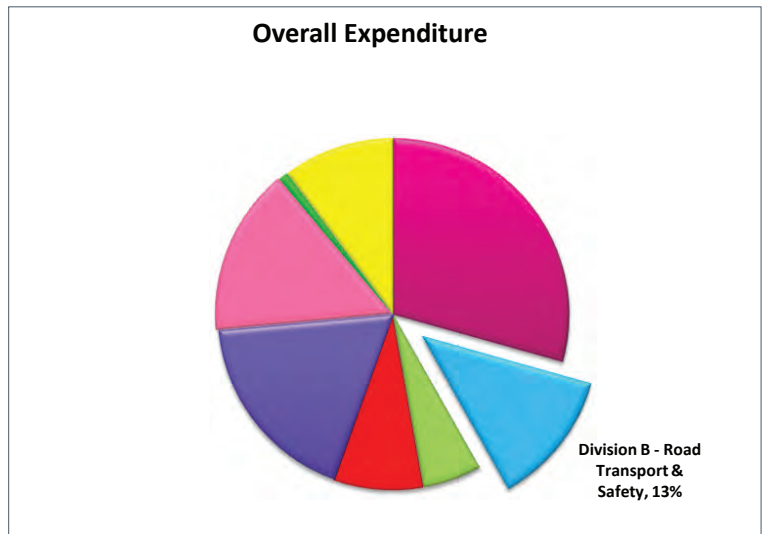
<b>Table F - Expenditure</b>				
<b>Division A - Housing and Building</b>				
<b>Expenditure by Service and Sub-Service</b>	<b>2016</b>		<b>2015</b>	
	<b>Adopted by Council</b>	<b>Estimated by Chief Executive</b>	<b>Adopted by Council</b>	<b>Estimated Outturn</b>
	<b>€</b>	<b>€</b>	<b>€</b>	<b>€</b>
A0101 Maintenance of LA Housing Units	9,850,900	9,850,900	10,015,300	10,344,600
A0102 Maintenance of Traveller Accommodation Units	502,500	502,500	472,600	487,500
A0103 Traveller Accommodation Management	1,267,600	1,267,600	1,200,400	1,205,900
A0104 Estate Maintenance	-	-	-	-
A0199 Service Support Costs	2,275,100	2,275,100	2,138,100	2,075,200
<b>A01 Maintenance &amp; Improvement of LA Housing Units</b>	<b>13,896,100</b>	<b>13,896,100</b>	<b>13,826,400</b>	<b>14,113,200</b>
A0201 Assessment of Housing Needs, Allocs. & Trans.	-	-	-	-
A0299 Service Support Costs	-	-	-	-
<b>A02 Housing Assessment, Allocation and Transfer</b>	<b>-</b>	<b>-</b>	<b>-</b>	<b>-</b>
A0301 Debt Management & Rent Assessment	1,175,900	1,175,900	1,413,400	1,185,500
A0399 Service Support Costs	729,700	729,700	867,000	837,200
<b>A03 Housing Rent and Tenant Purchase Administration</b>	<b>1,905,600</b>	<b>1,905,600</b>	<b>2,280,400</b>	<b>2,022,700</b>
A0401 Housing Estate Management	2,807,900	2,807,900	2,975,800	2,915,400
A0402 Tenancy Management	747,200	747,200	800,600	776,500
A0403 Social and Community Housing Service	-	-	-	-
A0499 Service Support Costs	1,302,600	1,302,600	1,474,600	1,416,500
<b>A04 Housing Community Development Support</b>	<b>4,857,700</b>	<b>4,857,700</b>	<b>5,251,000</b>	<b>5,108,400</b>
A0501 Homeless Grants Other Bodies	2,389,700	2,389,700	1,564,400	2,993,100
A0502 Homeless Service	-	-	-	-
A0599 Service Support Costs	334,700	334,700	295,400	285,300
<b>A05 Administration of Homeless Service</b>	<b>2,724,400</b>	<b>2,724,400</b>	<b>1,859,800</b>	<b>3,278,400</b>
A0601 Technical and Administrative Support	1,023,300	1,023,300	1,280,900	1,281,300
A0602 Loan Charges	6,491,000	6,491,000	7,026,000	6,490,300
A0699 Service Support Costs	1,004,100	1,004,100	842,800	807,600
<b>A06 Support to Housing Capital &amp; Affordable Prog</b>	<b>8,518,400</b>	<b>8,518,400</b>	<b>9,149,700</b>	<b>8,579,200</b>
A0701 RAS Operations	19,761,300	19,761,300	17,670,000	18,521,500
A0702 Long Term Leasing	4,559,200	4,559,200	3,797,700	3,679,300
A0703 Payment & Availability	3,000,000	3,000,000	798,000	2,200,000
A0704 Affordable Leases	868,100	868,100	1,127,400	914,900
A0799 Service Support Costs	448,200	448,200	586,100	565,700
<b>A07 RAS Programme</b>	<b>28,636,800</b>	<b>28,636,800</b>	<b>23,979,200</b>	<b>25,881,400</b>

<b>Table F - Expenditure</b>				
<b>Division A - Housing and Building</b>				
<b>Expenditure by Service and Sub-Service</b>	<b>2016</b>		<b>2015</b>	
	<b>Adopted by Council</b>	<b>Estimated by Chief Executive</b>	<b>Adopted by Council</b>	<b>Estimated Outturn</b>
	<b>€</b>	<b>€</b>	<b>€</b>	<b>€</b>
A0801 Loan Interest and Other Charges	2,110,400	2,110,400	2,341,700	2,363,100
A0802 Debt Management Housing Loans	4,500	4,500	-	4,500
A0899 Service Support Costs	218,700	218,700	287,100	276,900
<b>A08 Housing Loans</b>	<b>2,333,600</b>	<b>2,333,600</b>	<b>2,628,800</b>	<b>2,644,500</b>
A0901 Housing & Adapatation Grant Scheme	1,618,000	1,574,000	1,504,800	1,206,900
A0902 Loan Charges DPG/ERG	256,300	256,300	253,600	253,400
A0903 Essential Repair Grants	112,300	112,300	112,300	187,800
A0904 Other Housing Grant Payments	-	-	-	-
A0905 Mobility Aids Housing Grants	289,400	289,400	289,400	524,300
A0999 Service Support Costs	251,000	251,000	227,900	219,600
<b>A09 Housing Grants</b>	<b>2,527,000</b>	<b>2,483,000</b>	<b>2,388,000</b>	<b>2,392,000</b>
A1101 Agency & Recoupable Service	387,600	387,600	239,200	291,200
A1199 Service Support Costs	191,700	191,700	74,900	72,700
<b>A11 Agency &amp; Recoupable Services</b>	<b>579,300</b>	<b>579,300</b>	<b>314,100</b>	<b>363,900</b>
A1201 HAP	207,100	207,100	100,000	91,100
A1202 HAP Agency Services	-	-	-	-
A1299 HAP Service Support Costs	58,500	58,500	-	-
<b>A12 HAP Programme</b>	<b>265,600</b>	<b>265,600</b>	<b>100,000</b>	<b>91,100</b>
<b>A Division Total</b>	<b>66,244,500</b>	<b>66,200,500</b>	<b>61,777,400</b>	<b>64,474,800</b>

<b>Table F - Income</b>				
<b>Division A - Housing and Building</b>				
<b>Income by Source</b>	<b>2016</b>		<b>2015</b>	
	<b>Adopted by Council</b>	<b>Estimated by Chief Executive</b>	<b>Adopted by Council</b>	<b>Estimated Outturn</b>
	<b>€</b>	<b>€</b>	<b>€</b>	<b>€</b>
<b>Government Grants, Subsidies, &amp; LPT</b>				
Environment, Community & Local Government	27,575,800	27,575,800	23,472,600	23,474,100
Other Grants & Subsidies	-	-	-	-
LPT Self Funding	7,500,000	7,500,000	-	-
<b>Total Government Grants, Subsidies, &amp; LPT</b>	<b>35,075,800</b>	<b>35,075,800</b>	<b>23,472,600</b>	<b>23,474,100</b>
<b>Goods &amp; Services</b>				
Rents from houses	22,445,500	22,445,500	22,055,000	22,295,000
Housing Loans Interest & Charges	1,691,900	1,691,900	1,775,800	1,697,300
Agency Services & Repayable Works	-	-	-	-
Superannuation	438,200	438,200	430,400	437,800
Local Authority Contributions	320,000	320,000	320,000	302,000
Other income	1,315,100	1,315,100	1,623,300	3,035,000
<b>Total Goods &amp; Services</b>	<b>26,210,700</b>	<b>26,210,700</b>	<b>26,204,500</b>	<b>27,767,100</b>
<b>Division 'A' Total</b>	<b>61,286,500</b>	<b>61,286,500</b>	<b>49,677,100</b>	<b>51,241,200</b>

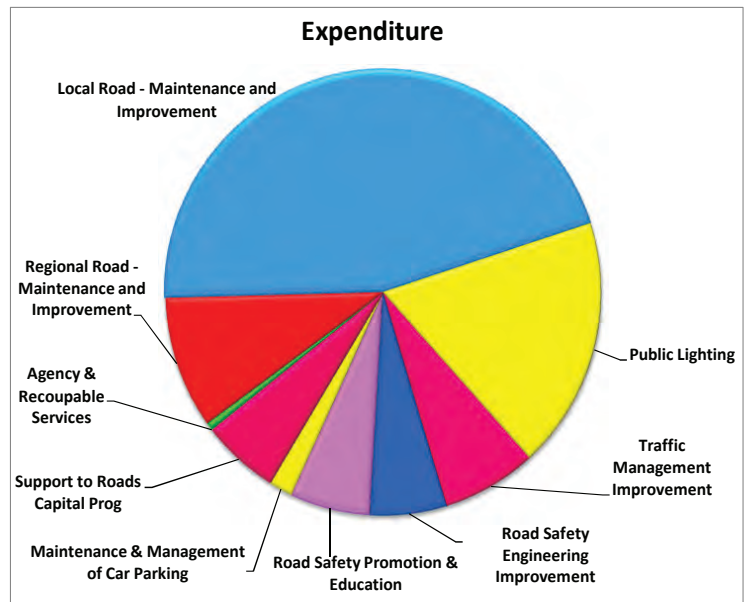
## Division B - Road Transport & Safety

Division	Amount	%
Division A - Housing and Building	66,200,500	29%
<b>Division B - Road Transport &amp; Safety</b>	<b>28,098,200</b>	<b>12%</b>
Division C - Water Services	12,112,300	5%
Division D - Development Management	18,608,200	8%
Division E - Environmental Services	40,750,600	18%
Division F - Recreation and Amenity	34,718,500	15%
Division G - Agriculture, Education, Health & Welfare	1,935,300	1%
Division H - Miscellaneous Services	23,030,100	10%
<b>Grand Total</b>	<b>225,453,700</b>	<b>100%</b>



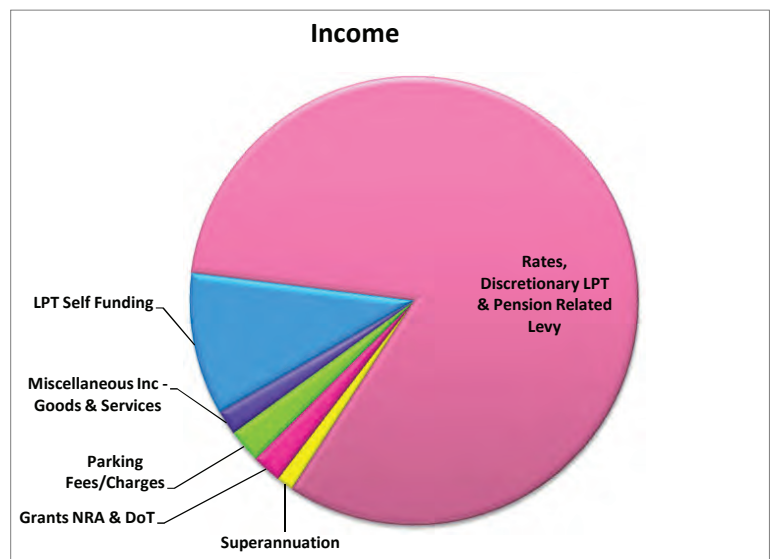
**How the Division is Spent**

Amount	%
NS Road - Maintenance and Improvement	160,900 1%
Regional Road - Maintenance and Improvement	2,689,700 10%
Local Road - Maintenance and Improvement	12,760,400 45%
Public Lighting	5,144,000 18%
Traffic Management Improvement	1,965,400 7%
Road Safety Engineering Improvement	1,586,900 6%
Road Safety Promotion & Education	1,674,900 6%
Maintenance & Management of Car Parking	497,000 2%
Support to Roads Capital Prog	1,608,700 6%
Agency & Recoupable Services	10,300 0%
<b>Grand Total</b>	<b>28,098,200 100%</b>



**How the Division is Funded**

Amount	%
Agency Services	7,500 0%
Superannuation	348,300 1%
Grants NRA & DoT	602,600 2%
Parking Fees/Charges	670,000 2%
Miscellaneous Inc - Goods & Services	493,200 2%
LPT Self Funding	2,886,900 10%
Rates, Discretionary LPT & Pension Related Levy	23,089,700 82%
<b>Grand Total</b>	<b>28,098,200 100%</b>



**Table B: Expenditure and Income for 2016 and Estimated Outturn for 2015**

	2016				2015			
	Expenditure		Income		Expenditure		Income	
	Adopted by Council €	Estimated by Chief Executive €	Adopted by Council €	Estimated by Chief Executive €	Adopted by Council €	Estimated Outturn €	Adopted by Council €	Estimated Outturn €
<b>B Road Transport &amp; Safety</b>								
B01 NP Road - Maintenance and Improvement	-	-	-	-	2,800	2,700	-	-
B02 NS Road - Maintenance and Improvement	160,900	160,900	91,400	91,400	654,200	649,300	573,800	370,000
B03 Regional Road - Maintenance and Improvement	2,689,700	2,689,700	98,300	98,300	2,655,600	2,500,600	72,100	82,200
B04 Local Road - Maintenance and Improvement	12,760,400	12,760,400	3,157,900	3,157,900	11,704,900	12,025,900	767,500	214,400
B05 Public Lighting	5,144,000	5,144,000	552,800	552,800	4,717,800	4,889,900	357,500	546,800
B06 Traffic Management Improvement	1,965,400	1,965,400	27,700	27,700	1,906,000	1,895,900	28,600	30,500
B07 Road Safety Engineering Improvement	1,586,900	1,586,900	97,200	97,200	1,686,400	1,449,600	263,200	98,400
B08 Road Safety Promotion & Education	1,694,900	1,674,900	89,100	89,100	1,506,100	1,571,100	74,500	83,900
B09 Maintenance & Management of Car Parking	497,000	497,000	670,000	670,000	753,400	678,000	600,000	670,000
B10 Support to Roads Capital Prog	1,588,700	1,608,700	99,100	99,100	1,550,200	1,456,900	83,200	94,800
B11 Agency & Recoupable Services	10,300	10,300	125,000	125,000	10,400	10,400	110,000	120,000
<b>B Division Total</b>	<b>28,098,200</b>	<b>28,098,200</b>	<b>5,008,500</b>	<b>5,008,500</b>	<b>27,147,800</b>	<b>27,130,300</b>	<b>2,930,400</b>	<b>2,311,000</b>



<b>Table F - Expenditure</b>				
<b>Division B - Road Transport &amp; Safety</b>				
<b>Expenditure by Service and Sub-Service</b>	<b>2016</b>		<b>2015</b>	
	<b>Adopted by Council</b>	<b>Estimated by Chief Executive</b>	<b>Adopted by Council</b>	<b>Estimated Outturn</b>
	<b>€</b>	<b>€</b>	<b>€</b>	<b>€</b>
B0101 NP - Surface Dressing	-	-	-	-
B0102 NP - Pavement Overlay/Reconstruction	-	-	-	-
B0103 NP - Winter Maintenance	-	-	-	-
B0104 NP - Bridge Maintenance (Eirspan)	-	-	-	-
B0105 NP - General Maintenance	-	-	-	-
B0106 NP - General Improvements Works	-	-	-	-
B0199 Service Support Costs	-	-	2,800	2,700
<b>B01 NP Road - Maintenance and Improvement</b>	<b>-</b>	<b>-</b>	<b>2,800</b>	<b>2,700</b>
B0201 NS - Surface Dressing	-	-	-	-
B0202 NS - Overlay/Reconstruction	-	-	-	-
B0203 NS - Overlay/Reconstruction – Urban	-	-	-	-
B0204 NS - Winter Maintenance	41,000	41,000	43,400	40,700
B0205 NS - Bridge Maintenance (Eirspan)	-	-	-	-
B0206 NS - General Maintenance - Urban	86,100	86,100	582,500	581,100
B0207 NS - General Improvement Works	-	-	-	-
B0299 Service Support Costs	33,800	33,800	28,300	27,500
<b>B02 NS Road - Maintenance and Improvement</b>	<b>160,900</b>	<b>160,900</b>	<b>654,200</b>	<b>649,300</b>
B0301 Regional Roads Surface Dressing	-	-	-	-
B0302 Reg Rd Surface Rest/Road Reconstruction/Overlay	-	-	-	-
B0303 Regional Road Winter Maintenance	209,000	209,000	165,000	232,100
B0304 Regional Road Bridge Maintenance	-	-	-	-
B0305 Regional Road General Maintenance Works	1,994,300	1,994,300	2,065,900	1,854,800
B0306 Regional Road General Improvement Works	-	-	-	-
B0399 Service Support Costs	486,400	486,400	424,700	413,700
<b>B03 Regional Road - Maintenance and Improvement</b>	<b>2,689,700</b>	<b>2,689,700</b>	<b>2,655,600</b>	<b>2,500,600</b>
B0401 Local Road Surface Dressing	-	-	-	-
B0402 Local Rd Surface Rest/Road Reconstruction/Overlay	-	-	-	-
B0403 Local Roads Winter Maintenance	64,200	64,200	186,000	155,700
B0404 Local Roads Bridge Maintenance	120,000	120,000	165,000	240,000
B0405 Local Roads General Maintenance Works	10,952,600	10,952,600	9,928,400	10,237,700
B0406 Local Roads General Improvement Works	240,000	240,000	225,300	225,300
B0499 Service Support Costs	1,383,600	1,383,600	1,200,200	1,167,200
<b>B04 Local Road - Maintenance and Improvement</b>	<b>12,760,400</b>	<b>12,760,400</b>	<b>11,704,900</b>	<b>12,025,900</b>

<b>Table F - Expenditure</b>				
<b>Division B - Road Transport &amp; Safety</b>				
<b>Expenditure by Service and Sub-Service</b>	<b>2016</b>		<b>2015</b>	
	<b>Adopted by Council</b>	<b>Estimated by Chief Executive</b>	<b>Adopted by Council</b>	<b>Estimated Outturn</b>
	<b>€</b>	<b>€</b>	<b>€</b>	<b>€</b>
B0501 Public Lighting Operating Costs	3,878,700	3,878,700	3,968,100	3,846,000
B0502 Public Lighting Improvement	1,000,000	1,000,000	563,600	863,600
B0599 Service Support Costs	265,300	265,300	186,100	180,300
<b>B05 Public Lighting</b>	<b>5,144,000</b>	<b>5,144,000</b>	<b>4,717,800</b>	<b>4,889,900</b>
B0601 Traffic Management	175,000	175,000	145,000	145,000
B0602 Traffic Maintenance	1,388,800	1,388,800	1,431,300	1,393,200
B0603 Traffic Improvement Measures	100,000	100,000	20,000	60,000
B0699 Service Support Costs	301,600	301,600	309,700	297,700
<b>B06 Traffic Management Improvement</b>	<b>1,965,400</b>	<b>1,965,400</b>	<b>1,906,000</b>	<b>1,895,900</b>
B0701 Low Cost Remedial Measures	1,070,100	1,070,100	1,086,900	1,030,100
B0702 Other Engineering Improvements	50,000	50,000	167,200	-
B0799 Service Support Costs	466,800	466,800	432,300	419,500
<b>B07 Road Safety Engineering Improvement</b>	<b>1,586,900</b>	<b>1,586,900</b>	<b>1,686,400</b>	<b>1,449,600</b>
B0801 School Wardens	934,500	914,500	866,200	937,200
B0802 Publicity and Promotion Road Safety	-	-	-	-
B0899 Service Support Costs	760,400	760,400	639,900	633,900
<b>B08 Road Safety Promotion &amp; Education</b>	<b>1,694,900</b>	<b>1,674,900</b>	<b>1,506,100</b>	<b>1,571,100</b>
B0901 Maintenance and Management of Car Parks	40,000	40,000	65,000	40,000
B0902 Operation of Street Parking	450,000	450,000	680,000	630,000
B0903 Parking Enforcement	-	-	-	-
B0999 Service Support Costs	7,000	7,000	8,400	8,000
<b>B09 Maintenance &amp; Management of Car Parking</b>	<b>497,000</b>	<b>497,000</b>	<b>753,400</b>	<b>678,000</b>
B1001 Administration of Roads Capital Programme	920,700	940,700	842,700	773,400
B1099 Service Support Costs	668,000	668,000	707,500	683,500
<b>B10 Support to Roads Capital Prog</b>	<b>1,588,700</b>	<b>1,608,700</b>	<b>1,550,200</b>	<b>1,456,900</b>
B1101 Agency & Recoupable Service	10,000	10,000	10,000	10,000
B1199 Service Support Costs	300	300	400	400
<b>B11 Agency &amp; Recoupable Services</b>	<b>10,300</b>	<b>10,300</b>	<b>10,400</b>	<b>10,400</b>
<b>B Division Total</b>	<b>28,098,200</b>	<b>28,098,200</b>	<b>27,147,800</b>	<b>27,130,300</b>

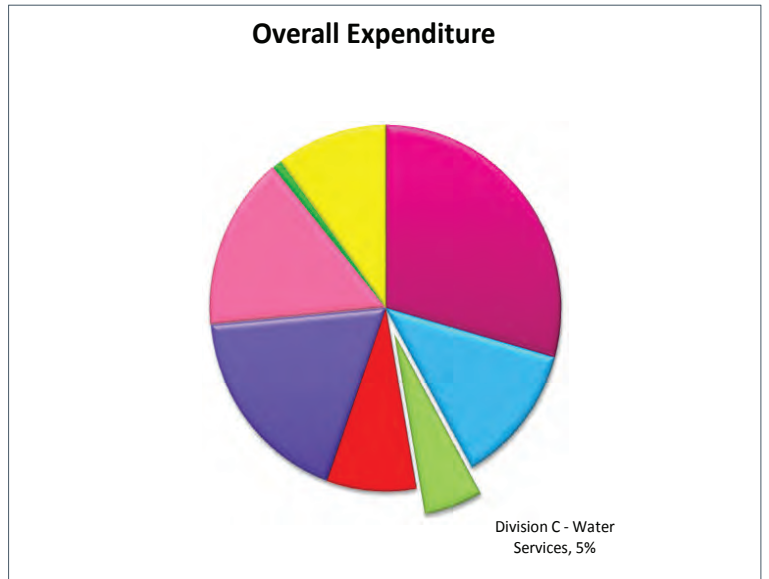
**Table F - Income**

**Division B - Road Transport & Safety**

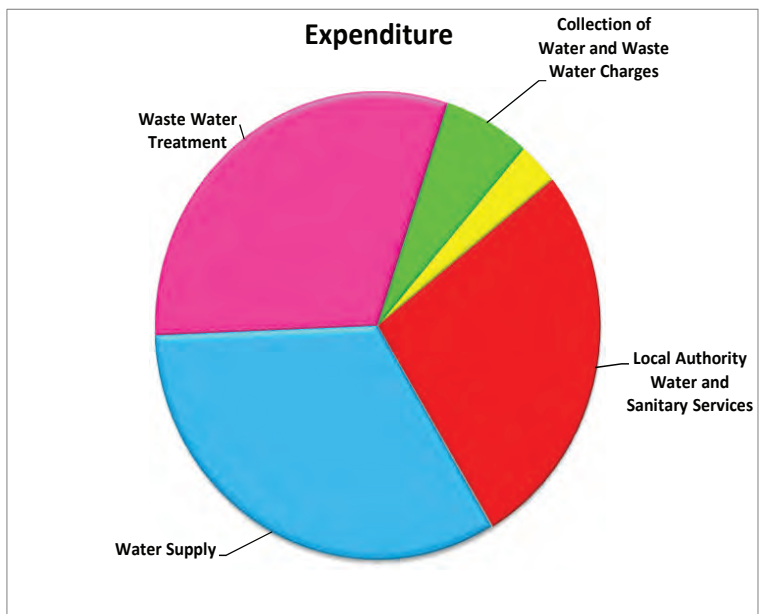
Income by Source	2016		2015	
	Adopted by Council	Estimated by Chief Executive	Adopted by Council	Estimated Outturn
	€	€	€	€
<b>Government Grants, Subsidies, &amp; LPT</b>				
Arts,Heritage & Gaeltacht	-	-	-	-
TII Transport Infrastructure Ireland	602,600	602,600	1,644,300	881,600
Environment, Community & Local Government	-	-	-	-
DTO	-	-	-	-
Other Grants & Subsidies	-	-	-	-
LPT Self Funding	2,886,900	2,886,900	-	-
<b>Total Government Grants, Subsidies, &amp; LPT</b>	<b>3,489,500</b>	<b>3,489,500</b>	<b>1,644,300</b>	<b>881,600</b>
<b>Goods &amp; Services</b>				
Parking Fines &Charges	670,000	670,000	600,000	670,000
Agency Services & Repayable Works	7,500	7,500	7,500	7,500
Superannuation	348,300	348,300	304,800	310,100
Local Authority Contributions	-	-	-	-
Other income	493,200	493,200	373,800	441,700
<b>Total Goods &amp; Services</b>	<b>1,519,000</b>	<b>1,519,000</b>	<b>1,286,100</b>	<b>1,429,300</b>
<b>Division 'B' Total</b>	<b>5,008,500</b>	<b>5,008,500</b>	<b>2,930,400</b>	<b>2,310,900</b>

## Division C - Water Services

Division	Amount	%
Division A - Housing and Building	66,200,500	29%
Division B - Road Transport & Safety	28,098,200	12%
<b>Division C - Water Services</b>	<b>12,112,300</b>	<b>5%</b>
Division D - Development Management	18,608,200	8%
Division E - Environmental Services	40,750,600	18%
Division F - Recreation and Amenity	34,718,500	15%
Division G - Agriculture, Education, Health & Welfare	1,935,300	1%
Division H - Miscellaneous Services	23,030,100	10%
<b>Grand Total</b>	<b>225,453,700</b>	<b>100%</b>



How the Division is Spent	Amount	%
Water Supply	3,991,400	33%
Waste Water Treatment	3,728,300	31%
Collection of Water and Waste Water Charges	755,900	6%
Support to Water Capital Programme	360,400	3%
Local Authority Water and Sanitary Services	3,276,300	27%
<b>Grand Total</b>	<b>12,112,300</b>	<b>100%</b>



How the Division is Funded	Amount	%
Irish Water	8,341,300	69%
Grants DoECLG	552,500	5%
Miscellaneous Inc - Goods & Services	245,800	2%
Superannuation	258,800	2%
Rates, Discretionary LPT & Pension Related Levy	2,713,900	22%
<b>Grand Total</b>	<b>12,112,300</b>	<b>100%</b>

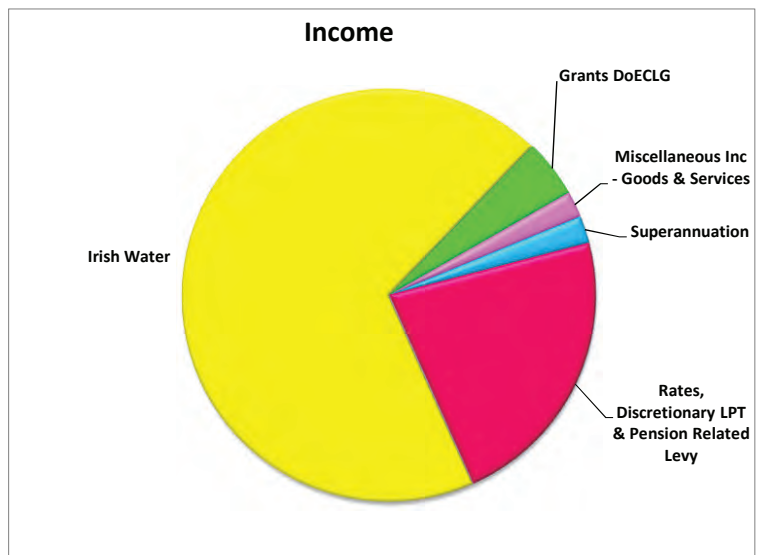


Table B: Expenditure and Income for 2016 and Estimated Outturn for 2015

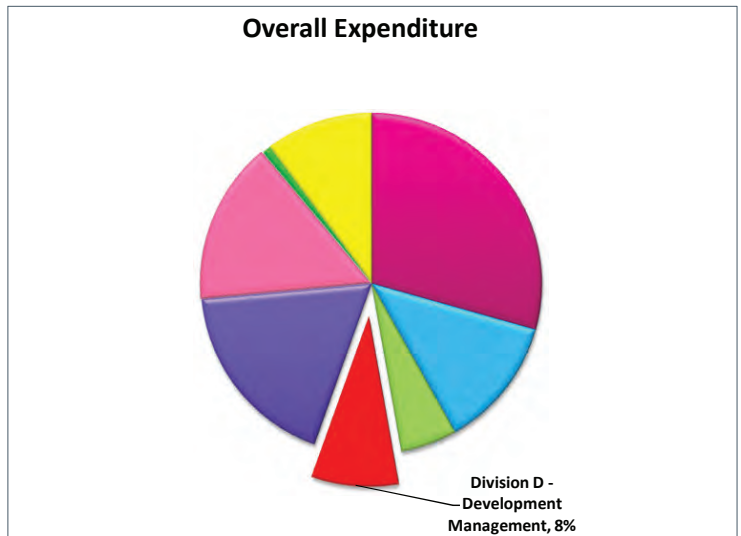
	2016				2015			
	Expenditure		Income		Expenditure		Income	
	Adopted by Council €	Estimated by Chief Executive €	Adopted by Council €	Estimated by Chief Executive €	Adopted by Council €	Estimated Outturn €	Adopted by Council €	Estimated Outturn €
<b>C Division and Services</b>								
<b>C Water Services</b>								
C01 Water Supply	3,991,400	3,991,400	3,991,400	3,991,400	4,252,200	4,009,800	4,252,300	4,009,900
C02 Waste Water Treatment	3,728,300	3,728,300	3,728,300	3,728,300	3,752,100	3,593,800	3,752,000	3,593,800
C03 Collection of Water and Waste Water Charges	755,900	755,900	755,900	755,900	771,800	718,700	771,800	718,600
C04 Public Conveniences	-	-	-	-	-	-	-	-
C05 Admin of Group and Private Installations	-	-	-	-	400	400	-	-
C06 Support to Water Capital Programme	360,400	360,400	360,200	360,200	609,500	498,700	609,400	498,800
C07 Agency & Recoupable Services	-	-	-	-	(15,800)	1,800	(15,800)	1,800
C08 Local Authority Water and Sanitary Services	3,276,300	3,276,300	562,500	562,500	2,663,300	2,779,100	595,400	585,100
<b>C Division Total</b>	<b>12,112,300</b>	<b>12,112,300</b>	<b>9,398,300</b>	<b>9,398,300</b>	<b>12,033,500</b>	<b>11,602,300</b>	<b>9,965,100</b>	<b>9,408,000</b>

<b>Table F - Expenditure</b>				
<b>Division C - Water Services</b>				
<b>Expenditure by Service and Sub-Service</b>	<b>2016</b>		<b>2015</b>	
	<b>Adopted by Council</b>	<b>Estimated by Chief Executive</b>	<b>Adopted by Council</b>	<b>Estimated Outturn</b>
	<b>€</b>	<b>€</b>	<b>€</b>	<b>€</b>
C0101 Water Plants and Networks	2,892,500	2,892,500	3,186,900	2,969,600
C0199 Service Support Costs	1,098,900	1,098,900	1,065,300	1,040,200
<b>C01 Water Supply</b>	<b>3,991,400</b>	<b>3,991,400</b>	<b>4,252,200</b>	<b>4,009,800</b>
C0201 Waste Plants and Networks	2,708,500	2,708,500	2,885,100	2,745,000
C0299 Service Support Costs	1,019,800	1,019,800	867,000	848,800
<b>C02 Waste Water Treatment</b>	<b>3,728,300</b>	<b>3,728,300</b>	<b>3,752,100</b>	<b>3,593,800</b>
C0301 Debt Management Water and Waste Water	472,100	472,100	463,400	420,500
C0399 Service Support Costs	283,800	283,800	308,400	298,200
<b>C03 Collection of Water and Waste Water Charges</b>	<b>755,900</b>	<b>755,900</b>	<b>771,800</b>	<b>718,700</b>
C0401 Operation and Maintenance of Public Conveniences	-	-	-	-
C0499 Service Support Costs	-	-	-	-
<b>C04 Public Conveniences</b>	<b>-</b>	<b>-</b>	<b>-</b>	<b>-</b>
C0501 Grants for Individual Installations	-	-	-	-
C0502 Grants for Water Group Schemes	-	-	-	-
C0503 Grants for Waste Water Group Schemes	-	-	-	-
C0504 Group Water Scheme Subsidies	-	-	-	-
C0599 Service Support Costs	-	-	400	400
<b>C05 Admin of Group and Private Installations</b>	<b>-</b>	<b>-</b>	<b>400</b>	<b>400</b>
C0601 Technical Design and Supervision	207,400	207,400	391,800	288,000
C0699 Service Support Costs	153,000	153,000	217,700	210,700
<b>C06 Support to Water Capital Programme</b>	<b>360,400</b>	<b>360,400</b>	<b>609,500</b>	<b>498,700</b>
C0701 Agency & Recoupable Service	-	-	(23,000)	(5,000)
C0799 Service Support Costs	-	-	7,200	6,800
<b>C07 Agency &amp; Recoupable Services</b>	<b>-</b>	<b>-</b>	<b>(15,800)</b>	<b>1,800</b>
C0801 Local Authority Water Services	552,500	552,500	576,300	563,300
C0802 Local Authority Sanitary Services	2,637,900	2,637,900	1,960,100	2,092,400
C0899 Local Authority Service Support Costs	85,900	85,900	126,900	123,400
<b>C08 Local Authority Water and Sanitary Services</b>	<b>3,276,300</b>	<b>3,276,300</b>	<b>2,663,300</b>	<b>2,779,100</b>
<b>C Division Total</b>	<b>12,112,300</b>	<b>12,112,300</b>	<b>12,033,500</b>	<b>11,602,300</b>

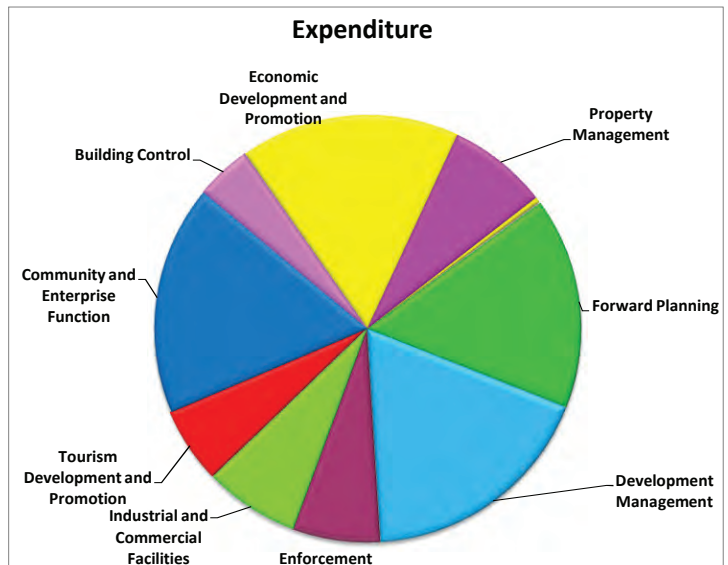
<b>Table F - Income</b>				
<b>Division C - Water Services</b>				
	<b>2016</b>		<b>2015</b>	
	<b>Adopted by Council</b>	<b>Estimated by Chief Executive</b>	<b>Adopted by Council</b>	<b>Estimated Outturn</b>
<b>Income by Source</b>	<b>€</b>	<b>€</b>	<b>€</b>	<b>€</b>
<b>Government Grants, Subsidies, &amp; LPT</b>				
Environment, Community & Local Government	552,500	552,500	576,300	563,300
Other Grants & Subsidies	-	-	-	-
<b>Total Government Grants, Subsidies, &amp; LPT</b>	<b>552,500</b>	<b>552,500</b>	<b>576,300</b>	<b>563,300</b>
<b>Goods &amp; Services</b>				
Agency Services & Repayable Works	-	-	-	-
Superannuation	258,800	258,800	286,100	291,000
Irish Water	8,341,300	8,341,300	8,899,300	8,287,000
Local Authority Contributions	-	-	-	-
Other income	245,800	245,800	203,500	266,700
<b>Total Goods &amp; Services</b>	<b>8,845,900</b>	<b>8,845,900</b>	<b>9,388,900</b>	<b>8,844,700</b>
<b>Division 'C' Total</b>	<b>9,398,400</b>	<b>9,398,400</b>	<b>9,965,200</b>	<b>9,408,000</b>

# Division D - Development Management

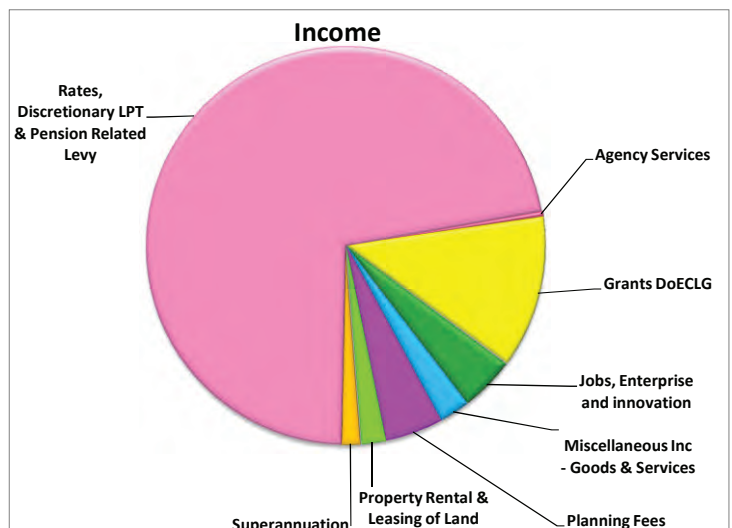
Division	Amount	%
Division A - Housing and Building	66,200,500	29%
Division B - Road Transport & Safety	28,098,200	12%
Division C - Water Services	12,112,300	5%
<b>Division D - Development Management</b>	<b>18,608,200</b>	<b>8%</b>
Division E - Environmental Services	40,750,600	18%
Division F - Recreation and Amenity	34,718,500	15%
Division G - Agriculture, Education, Health & Welfare	1,935,300	1%
Division H - Miscellaneous Services	23,030,100	10%
<b>Grand Total</b>	<b>225,453,700</b>	<b>100%</b>



How the Division is Spent	Amount	%
Forward Planning	2,973,700	16%
Development Management	3,353,500	18%
Enforcement	1,232,100	7%
Industrial and Commercial Facilities	1,344,700	7%
Tourism Development and Promotion	1,069,800	6%
Community and Enterprise Function	3,245,000	17%
Building Control	789,100	4%
Economic Development and Promotion	3,099,200	17%
Property Management	1,408,000	8%
Heritage and Conservation Services	73,100	0%
Agency and Recoupable Services	20,000	0%
<b>Grand Total</b>	<b>18,608,200</b>	<b>100%</b>



How the Division is Funded	Amount	%
Agency Services	90,000	0%
Grants DoECLG	2,295,300	12%
Grants Other	20,000	0%
Jobs, Enterprise and innovation	823,000	4%
Miscellaneous Inc - Goods & Services	467,900	3%
Planning Fees	875,000	5%
Property Rental & Leasing of Land	373,400	2%
Superannuation	287,500	2%
Rates, Discretionary LPT & Pension Related Levy	13,376,100	72%
<b>Grand Total</b>	<b>18,608,200</b>	<b>100%</b>





**Table B: Expenditure and Income for 2016 and Estimated Outturn for 2015**

	2016				2015			
	Expenditure		Income		Expenditure		Income	
	Adopted by Council €	Estimated by Chief Executive €	Adopted by Council €	Estimated by Chief Executive €	Adopted by Council €	Estimated Outturn €	Adopted by Council €	Estimated Outturn €
<b>D Division and Services</b>								
<b>D Development Management</b>								
D01 Forward Planning	2,973,700	2,973,700	163,200	163,200	2,988,000	2,951,400	175,900	169,800
D02 Development Management	3,353,500	3,353,500	966,200	966,200	2,810,800	2,837,400	773,900	870,800
D03 Enforcement	1,232,200	1,232,200	89,200	89,200	1,189,700	1,048,600	109,400	63,300
D04 Industrial and Commercial Facilities	1,344,700	1,344,700	180,100	180,100	1,337,100	1,291,300	165,900	374,400
D05 Tourism Development and Promotion	1,069,800	1,069,800	66,400	66,400	315,400	355,800	80,900	58,600
D06 Community and Enterprise Function	3,289,100	3,245,100	2,298,500	2,298,500	1,406,300	2,811,900	334,400	1,941,400
D07 Unfinished Housing Estates	-	-	-	-	-	-	-	-
D08 Building Control	789,100	789,100	126,100	126,100	823,300	794,600	115,200	131,100
D09 Economic Development and Promotion	3,099,200	3,099,200	861,200	861,200	2,833,700	2,772,300	848,700	879,800
D10 Property Management	1,408,000	1,408,000	425,600	425,600	1,464,200	1,309,500	337,900	432,800
D11 Heritage and Conservation Services	73,100	73,100	40,400	40,400	73,300	149,300	40,400	20,400
D12 Agency & Recoupable Services	20,000	20,000	15,000	15,000	20,000	20,000	15,000	15,000
<b>D Division Total</b>	<b>18,652,400</b>	<b>18,608,400</b>	<b>5,231,900</b>	<b>5,231,900</b>	<b>15,261,800</b>	<b>16,342,100</b>	<b>2,997,600</b>	<b>4,957,400</b>

<b>Table F - Expenditure</b>				
<b>Division D - Development Management</b>				
<b>Expenditure by Service and Sub-Service</b>	<b>2016</b>		<b>2015</b>	
	<b>Adopted by Council</b>	<b>Estimated by Chief Executive</b>	<b>Adopted by Council</b>	<b>Estimated Outturn</b>
	<b>€</b>	<b>€</b>	<b>€</b>	<b>€</b>
D0101 Statutory Plans and Policy	1,932,500	1,932,500	1,919,000	1,917,200
D0199 Service Support Costs	1,041,200	1,041,200	1,069,000	1,034,200
<b>D01 Forward Planning</b>	<b>2,973,700</b>	<b>2,973,700</b>	<b>2,988,000</b>	<b>2,951,400</b>
D0201 Planning Control	2,017,900	2,017,900	1,664,500	1,730,000
D0299 Service Support Costs	1,335,600	1,335,600	1,146,300	1,107,400
<b>D02 Development Management</b>	<b>3,353,500</b>	<b>3,353,500</b>	<b>2,810,800</b>	<b>2,837,400</b>
D0301 Enforcement Costs	771,000	771,000	738,600	612,400
D0399 Service Support Costs	461,200	461,200	451,100	436,200
<b>D03 Enforcement</b>	<b>1,232,200</b>	<b>1,232,200</b>	<b>1,189,700</b>	<b>1,048,600</b>
D0401 Industrial Sites Operation	1,025,000	1,025,000	1,004,800	968,400
D0402 Provision of Industrial Sites	-	-	-	-
D0403 Management of & Contributes to Other Commercial Facs	-	-	-	-
D0404 General Development Promotion Work	25,600	25,600	40,600	40,600
D0499 Service Support Costs	294,100	294,100	291,700	282,300
<b>D04 Industrial and Commercial Facilities</b>	<b>1,344,700</b>	<b>1,344,700</b>	<b>1,337,100</b>	<b>1,291,300</b>
D0501 Tourism Promotion	945,400	945,400	259,200	300,300
D0502 Tourist Facilities Operations	30,000	30,000	30,000	30,000
D0599 Service Support Costs	94,400	94,400	26,200	25,500
<b>D05 Tourism Development and Promotion</b>	<b>1,069,800</b>	<b>1,069,800</b>	<b>315,400</b>	<b>355,800</b>
D0601 General Community & Enterprise Expenses	2,582,900	2,582,900	516,700	2,040,500
D0602 RAPID Costs	1,500	1,500	192,600	48,500
D0603 Social Inclusion	373,900	329,900	322,700	361,300
D0699 Service Support Costs	330,800	330,800	374,300	361,600
<b>D06 Community and Enterprise Function</b>	<b>3,289,100</b>	<b>3,245,100</b>	<b>1,406,300</b>	<b>2,811,900</b>
D0701 Unfinished Housing Estates	-	-	-	-
D0799 Service Support Costs	-	-	-	-
<b>D07 Unfinished Housing Estates</b>	<b>-</b>	<b>-</b>	<b>-</b>	<b>-</b>
D0801 Building Control Inspection Costs	-	-	-	-
D0802 Building Control Enforcement Costs	455,000	455,000	510,800	492,000
D0899 Service Support Costs	334,100	334,100	312,500	302,600
<b>D08 Building Control</b>	<b>789,100</b>	<b>789,100</b>	<b>823,300</b>	<b>794,600</b>

**Table F - Expenditure**

**Division D - Development Management**

Expenditure by Service and Sub-Service	2016		2015	
	Adopted by Council	Estimated by Chief Executive	Adopted by Council	Estimated Outturn
	€	€	€	€
D0901 Urban and Village Renewal	-	-	-	-
D0902 EU Projects	-	-	-	-
D0903 Town Twinning	30,000	30,000	10,000	6,000
D0904 European Office	-	-	-	-
D0905 Economic Development & Promotion	1,881,500	1,881,500	1,633,700	1,587,900
D0906 Jobs, Enterprise & Innovation	945,200	945,200	993,500	988,100
D0999 Service Support Costs	242,500	242,500	196,500	190,300
<b>D09 Economic Development and Promotion</b>	<b>3,099,200</b>	<b>3,099,200</b>	<b>2,833,700</b>	<b>2,772,300</b>
D1001 Property Management Costs	1,172,900	1,172,900	1,212,200	1,066,200
D1099 Service Support Costs	235,100	235,100	252,000	243,300
<b>D10 Property Management</b>	<b>1,408,000</b>	<b>1,408,000</b>	<b>1,464,200</b>	<b>1,309,500</b>
D1101 Heritage Services	-	-	-	-
D1102 Conservation Services	71,000	71,000	73,000	149,000
D1103 Conservation Grants	-	-	-	-
D1199 Service Support Costs	2,100	2,100	300	300
<b>D11 Heritage and Conservation Services</b>	<b>73,100</b>	<b>73,100</b>	<b>73,300</b>	<b>149,300</b>
D1201 Agency & Recoupable Service	20,000	20,000	20,000	20,000
D1299 Service Support Costs	-	-	-	-
<b>D12 Agency &amp; Recoupable Services</b>	<b>20,000</b>	<b>20,000</b>	<b>20,000</b>	<b>20,000</b>
<b>D Division Total</b>	<b>18,652,400</b>	<b>18,608,400</b>	<b>15,261,800</b>	<b>16,342,100</b>

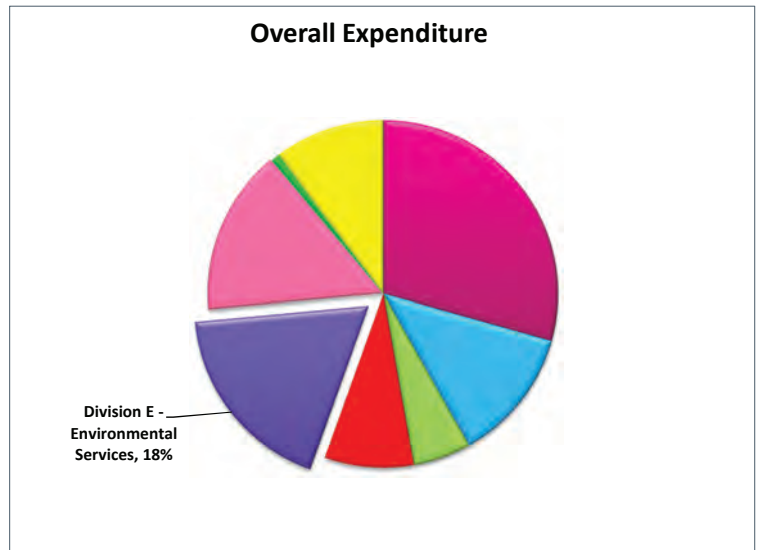
**Table F - Income**

**Division D - Development Management**

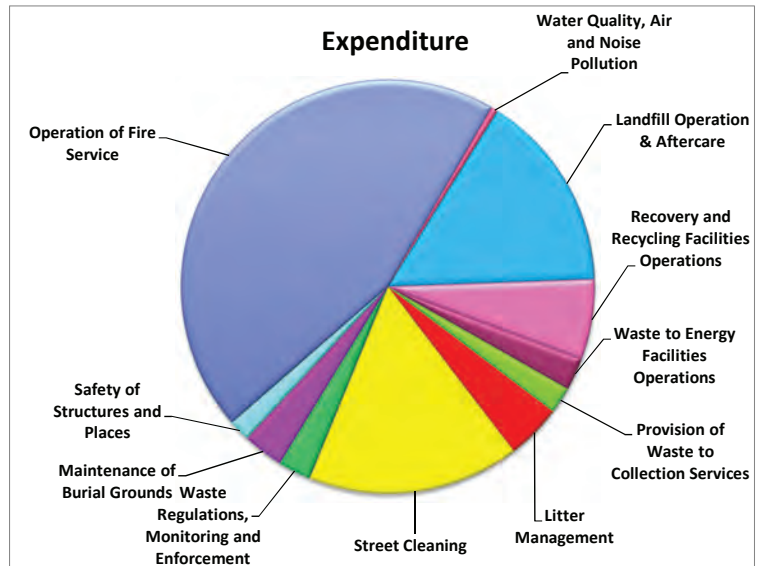
Income by Source	2016		2015	
	Adopted by Council	Estimated by Chief Executive	Adopted by Council	Estimated Outturn
	€	€	€	€
<b>Government Grants, Subsidies, &amp; LPT</b>				
Arts, Heritage & Gaeltacht	-	-	-	-
Environment, Community & Local Government	2,295,300	2,295,300	221,400	1,720,700
Jobs, Enterprise and Innovation	823,000	823,000	813,300	823,000
Other Grants & Subsidies	20,000	20,000	26,000	54,400
<b>Total Government Grants, Subsidies, &amp; LPT</b>	<b>3,138,300</b>	<b>3,138,300</b>	<b>1,060,700</b>	<b>2,598,100</b>
<b>Goods &amp; Services</b>				
Planning Fees	875,000	875,000	695,000	816,000
Agency Services & Repayable Works	90,000	90,000	81,000	81,000
Superannuation	287,500	287,500	278,600	283,300
Sale/leasing of other property/Industrial Sites	373,400	373,400	281,500	363,400
Local Authority Contributions	-	-	132,200	154,800
Other income	467,900	467,900	468,600	660,800
<b>Total Goods &amp; Services</b>	<b>2,093,800</b>	<b>2,093,800</b>	<b>1,936,900</b>	<b>2,359,300</b>
<b>Division 'D' Total</b>	<b>5,232,100</b>	<b>5,232,100</b>	<b>2,997,600</b>	<b>4,957,400</b>

## Division E - Environmental Services

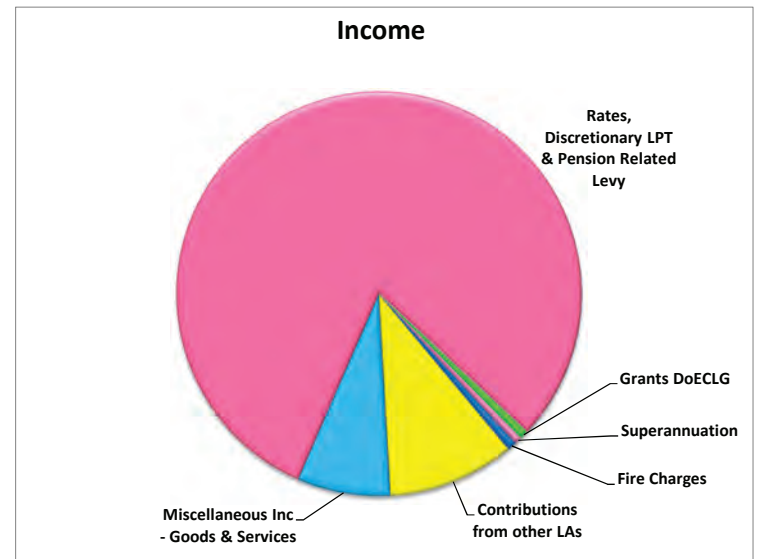
Division	Amount	%
Division A - Housing and Building	66,200,500	29%
Division B - Road Transport & Safety	28,098,200	12%
Division C - Water Services	12,112,300	5%
Division D - Development Management	18,608,200	8%
<b>Division E - Environmental Services</b>	<b>40,750,600</b>	<b>18%</b>
Division F - Recreation and Amenity	34,718,500	15%
Division G - Agriculture, Education, Health & Welfare	1,935,300	1%
Division H - Miscellaneous Services	23,030,100	10%
<b>Grand Total</b>	<b>225,453,700</b>	<b>100%</b>



How the Division is Spent	Amount	%
Landfill Operation & Aftercare	6,332,700	16%
Recovery and Recycling Facilities Operations	2,533,200	6%
Waste to Energy Facilities Operations	1,043,800	3%
Provision of Waste to Collection Services	843,300	2%
Litter Management	1,768,600	4%
Street Cleaning	6,752,300	17%
Waste Regulations, Monitoring and Enforcement	1,050,200	3%
Maintenance of Burial Grounds	1,285,800	3%
Safety of Structures and Places	682,200	2%
Operation of Fire Service	18,251,000	45%
Water Quality, Air and Noise Pollution	207,500	1%
<b>Grand Total</b>	<b>40,750,600</b>	<b>100%</b>



How the Division is Funded	Amount	%
Grants DoECLG	275,500	1%
Superannuation	236,500	1%
Fire Charges	300,000	1%
Contributions from other LAs	4,136,200	10%
Miscellaneous Inc - Goods & Services	3,040,600	7%
<b>Rates, Discretionary LPT &amp; Pension Related Levy</b>	<b>32,761,800</b>	<b>80%</b>
<b>Grand Total</b>	<b>40,750,600</b>	<b>100%</b>



**Table B: Expenditure and Income for 2016 and Estimated Outturn for 2015**

	2016				2015			
	Expenditure		Income		Expenditure		Income	
	Adopted by Council €	Estimated by Chief Executive €	Adopted by Council €	Estimated by Chief Executive €	Adopted by Council €	Estimated Outturn €	Adopted by Council €	Estimated Outturn €
<b>Division and Services</b>								
<b>E Environmental Services</b>								
E01 Landfill Operation & Aftercare	6,332,700	6,332,700	3,820,000	3,820,000	7,871,100	7,267,700	4,816,800	4,500,700
E02 Recovery and Recycling Facilities Operations	2,533,200	2,533,200	1,488,700	1,488,700	2,373,800	2,538,600	1,382,300	1,488,600
E03 Waste to Energy Facilities Operations	1,043,800	1,043,800	-	-	1,061,400	1,055,200	-	-
E04 Provision of Waste to Collection Services	843,400	843,400	658,500	658,500	2,203,500	2,157,200	686,500	656,100
E05 Litter Management	1,768,600	1,768,600	169,800	169,800	1,602,100	1,594,500	188,500	189,700
E06 Street Cleaning	6,752,300	6,752,300	264,600	264,600	6,505,000	6,449,100	243,600	280,800
E07 Waste Regulations, Monitoring and Enforcement	1,050,200	1,050,200	343,200	343,200	1,232,100	1,243,900	282,600	342,100
E08 Waste Management Planning	-	-	-	-	-	-	-	-
E09 Maintenance of Burial Grounds	1,285,900	1,285,900	903,300	903,300	1,194,200	1,128,700	886,200	891,200
E10 Safety of Structures and Places	682,200	682,200	40,700	40,700	699,700	679,800	21,200	35,100
E11 Operation of Fire Service	18,251,000	18,251,000	300,000	300,000	17,870,800	17,781,400	140,000	300,000
E12 Fire Prevention	-	-	-	-	-	-	-	-
E13 Water Quality, Air and Noise Pollution	207,500	207,500	-	-	209,000	240,600	41,900	-
E14 Agency & Recoupable Services	-	-	-	-	-	-	-	-
<b>E Division Total</b>	<b>40,750,800</b>	<b>40,750,800</b>	<b>7,988,800</b>	<b>7,988,800</b>	<b>42,822,700</b>	<b>42,136,700</b>	<b>8,689,600</b>	<b>8,684,300</b>

**Table F - Expenditure**

**Division E - Environmental Services**

Expenditure by Service and Sub-Service	2016		2015	
	Adopted by Council	Estimated by Chief Executive	Adopted by Council	Estimated Outturn
	€	€	€	€
E0101 Landfill Operations	6,171,400	6,171,400	7,723,300	7,123,900
E0102 Contribution to other LAs - Landfill Facilities	-	-	-	-
E0103 Landfill Aftercare Costs.	13,700	13,700	13,700	13,700
E0104 Provision of Landfill (financing/loan costs)	-	-	-	-
E0199 Service Support Costs	147,600	147,600	134,100	130,100
<b>E01 Landfill Operation &amp; Aftercare</b>	<b>6,332,700</b>	<b>6,332,700</b>	<b>7,871,100</b>	<b>7,267,700</b>
E0201 Recycling Facilities Operations	1,993,800	1,993,800	1,853,200	1,989,500
E0202 Bring Centres Operations	267,200	267,200	237,200	267,200
E0203 Provision of Bring Centres (financing/loan costs)	-	-	-	-
E0204 Other Recycling Services	244,800	244,800	244,800	244,800
E0299 Service Support Costs	27,400	27,400	38,600	37,100
<b>E02 Recovery and Recycling Facilities Operations</b>	<b>2,533,200</b>	<b>2,533,200</b>	<b>2,373,800</b>	<b>2,538,600</b>
E0301 Waste to Energy Facilities Operations	1,043,400	1,043,400	1,061,400	1,055,200
E0399 Service Support Costs	400	400	-	-
<b>E03 Waste to Energy Facilities Operations</b>	<b>1,043,800</b>	<b>1,043,800</b>	<b>1,061,400</b>	<b>1,055,200</b>
E0401 Recycling Waste Collection Services	33,800	33,800	1,384,100	1,383,200
E0402 Organic Waste Collection Services	165,500	165,500	166,600	166,000
E0403 Residual Waste Collection Services	-	-	-	-
E0404 Commercial Waste Collection Services	-	-	-	-
E0405 Provision of Waste Collection Equip costs	-	-	-	-
E0406 Contribution to Waste Collection Services	-	-	-	-
E0407 Other Costs Waste Collection	596,800	596,800	641,000	596,800
E0499 Service Support Costs	47,300	47,300	11,800	11,200
<b>E04 Provision of Waste to Collection Services</b>	<b>843,400</b>	<b>843,400</b>	<b>2,203,500</b>	<b>2,157,200</b>
E0501 Litter Warden Service	775,800	775,800	711,300	676,000
E0502 Litter Control Initiatives	86,000	86,000	50,000	85,000
E0503 Environmental Awareness Services	456,700	456,700	395,800	403,300
E0599 Service Support Costs	450,100	450,100	445,000	430,200
<b>E05 Litter Management</b>	<b>1,768,600</b>	<b>1,768,600</b>	<b>1,602,100</b>	<b>1,594,500</b>
E0601 Operation of Street Cleaning Service	5,517,900	5,517,900	5,355,300	5,320,900
E0602 Provision and Improvement of Litter Bins	-	-	-	-
E0699 Service Support Costs	1,234,400	1,234,400	1,149,700	1,128,200
<b>E06 Street Cleaning</b>	<b>6,752,300</b>	<b>6,752,300</b>	<b>6,505,000</b>	<b>6,449,100</b>

<b>Table F - Expenditure</b>				
<b>Division E - Environmental Services</b>				
<b>Expenditure by Service and Sub-Service</b>	<b>2016</b>		<b>2015</b>	
	<b>Adopted by Council</b>	<b>Estimated by Chief Executive</b>	<b>Adopted by Council</b>	<b>Estimated Outturn</b>
	<b>€</b>	<b>€</b>	<b>€</b>	<b>€</b>
E0701 Monitoring of Waste Regs (incl Private Landfills)	727,400	727,400	918,400	941,100
E0702 Enforcement of Waste Regulations	-	-	-	-
E0799 Service Support Costs	322,800	322,800	313,700	302,800
<b>E07 Waste Regulations, Monitoring and Enforcement</b>	<b>1,050,200</b>	<b>1,050,200</b>	<b>1,232,100</b>	<b>1,243,900</b>
E0801 Waste Management Plan	-	-	-	-
E0802 Contrib to Other Bodies Waste Management Planning	-	-	-	-
E0899 Service Support Costs	-	-	-	-
<b>E08 Waste Management Planning</b>	<b>-</b>	<b>-</b>	<b>-</b>	<b>-</b>
E0901 Maintenance of Burial Grounds	1,025,500	1,025,500	977,600	917,500
E0902 Provision of Burial Grounds	-	-	-	-
E0999 Service Support Costs	260,400	260,400	216,600	211,200
<b>E09 Maintenance of Burial Grounds</b>	<b>1,285,900</b>	<b>1,285,900</b>	<b>1,194,200</b>	<b>1,128,700</b>
E1001 Operation Costs Civil Defence	107,700	107,700	107,700	107,700
E1002 Dangerous Buildings	152,100	152,100	184,000	133,900
E1003 Emergency Planning	52,600	52,600	50,500	51,800
E1004 Derelict Sites	204,400	204,400	157,600	204,600
E1005 Water Safety Operation	-	-	12,200	-
E1099 Service Support Costs	165,400	165,400	187,700	181,800
<b>E10 Safety of Structures and Places</b>	<b>682,200</b>	<b>682,200</b>	<b>699,700</b>	<b>679,800</b>
E1101 Operation of Fire Brigade Service	18,249,800	18,249,800	17,869,900	17,780,600
E1102 Provision of Buildings & Equipment	-	-	-	-
E1103 Fire Services Training	-	-	-	-
E1104 Operation of Ambulance Service	-	-	-	-
E1199 Service Support Costs	1,200	1,200	900	800
<b>E11 Operation of Fire Service</b>	<b>18,251,000</b>	<b>18,251,000</b>	<b>17,870,800</b>	<b>17,781,400</b>
E1201 Fire Safety Control Cert Costs	-	-	-	-
E1202 Fire Prevention and Education	-	-	-	-
E1203 Inspection & Monitoring of Commercial Facilities	-	-	-	-
E1299 Service Support Costs	-	-	-	-
<b>E12 Fire Prevention</b>	<b>-</b>	<b>-</b>	<b>-</b>	<b>-</b>
E1301 Water Quality Management	89,900	89,900	100,800	89,100
E1302 Licensing and Monitoring of Air and Noise Quality	112,300	112,300	66,300	111,800
E1399 Service Support Costs	5,300	5,300	41,900	39,700
<b>E13 Water Quality, Air and Noise Pollution</b>	<b>207,500</b>	<b>207,500</b>	<b>209,000</b>	<b>240,600</b>

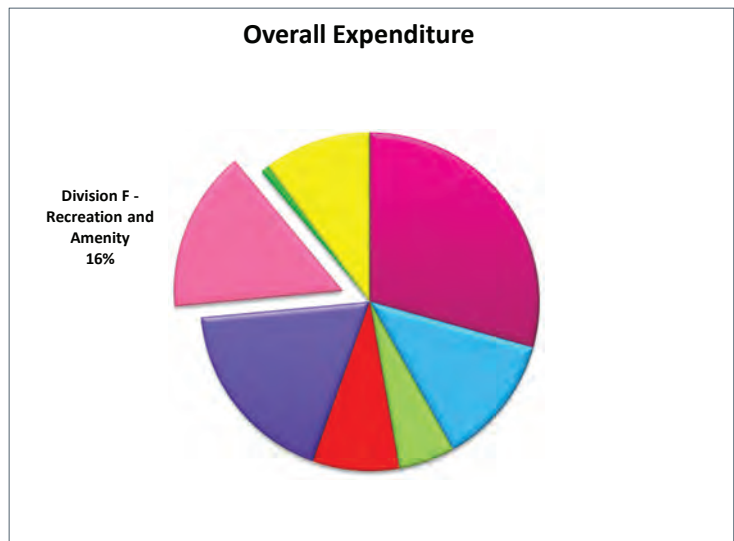


<b>Table F - Expenditure</b>				
<b>Division E - Environmental Services</b>				
<b>Expenditure by Service and Sub-Service</b>	<b>2016</b>		<b>2015</b>	
	<b>Adopted by Council</b>	<b>Estimated by Chief Executive</b>	<b>Adopted by Council</b>	<b>Estimated Outturn</b>
	<b>€</b>	<b>€</b>	<b>€</b>	<b>€</b>
E1401 Agency & Recoupable Service	-	-	-	-
E1499 Service Support Costs	-	-	-	-
<b>E14 Agency &amp; Recoupable Services</b>	-	-	-	-
<b>E Division Total</b>	<b>40,750,800</b>	<b>40,750,800</b>	<b>42,822,700</b>	<b>42,136,700</b>

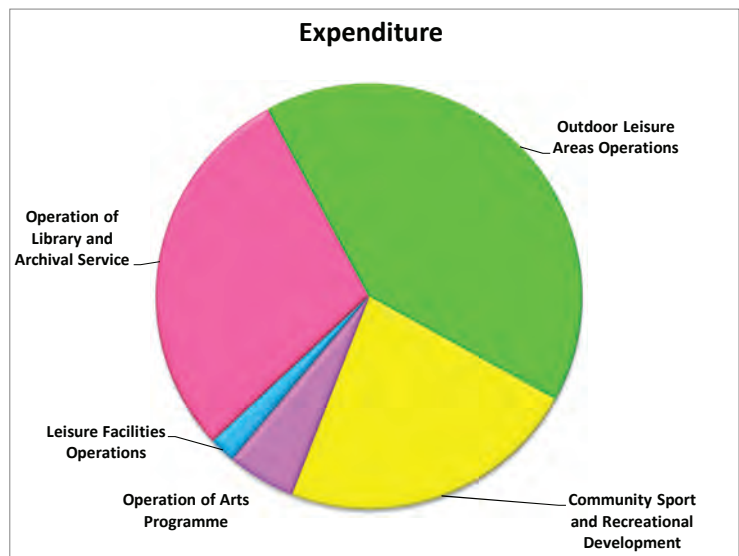
<b>Table F - Income</b>				
<b>Division E - Environmental Services</b>				
<b>Income by Source</b>	<b>2016</b>		<b>2015</b>	
	<b>Adopted by Council</b>	<b>Estimated by Chief Executive</b>	<b>Adopted by Council</b>	<b>Estimated Outturn</b>
	<b>€</b>	<b>€</b>	<b>€</b>	<b>€</b>
<b>Government Grants, Subsidies, &amp; LPT</b>				
Social Protection	-	-	-	-
Environment, Community & Local Government	275,500	275,500	270,000	287,500
Defence	-	-	-	-
Other Grants & Subsidies	-	-	-	7,000
<b>Total Government Grants, Subsidies, &amp; LPT</b>	<b>275,500</b>	<b>275,500</b>	<b>270,000</b>	<b>294,500</b>
<b>Goods &amp; Services</b>				
Domestic Refuse Charges	-	-	-	-
Commercial Refuse Charges	-	-	-	-
Agency Services & Repayable Works	-	-	-	-
Superannuation	236,500	236,500	237,000	241,100
Landfill Charges	-	-	-	-
Fire Charges	300,000	300,000	140,000	300,000
Local Authority Contributions	4,136,200	4,136,200	5,112,000	4,812,600
Other income	3,040,600	3,040,600	2,930,500	3,036,200
<b>Total Goods &amp; Services</b>	<b>7,713,300</b>	<b>7,713,300</b>	<b>8,419,500</b>	<b>8,389,900</b>
<b>Division 'E' Total</b>	<b>7,988,800</b>	<b>7,988,800</b>	<b>8,689,500</b>	<b>8,684,400</b>

## Division F - Recreation and Amenity

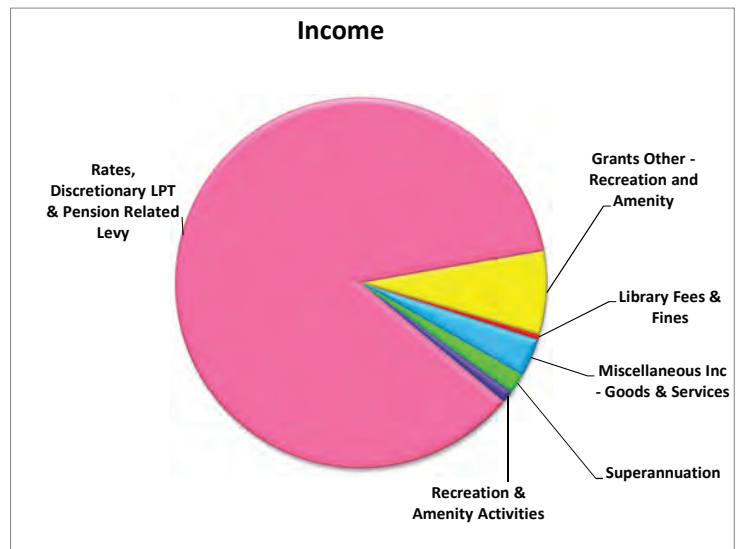
Division	Amount	%
Division A - Housing and Building	66,200,500	29%
Division B - Road Transport & Safety	28,098,200	12%
Division C - Water Services	12,112,300	5%
Division D - Development Management	18,608,200	8%
Division E - Environmental Services	40,750,600	18%
<b>Division F - Recreation and Amenity</b>	<b>34,718,500</b>	<b>15%</b>
Division G - Agriculture, Education, Health & Welfare	1,935,300	1%
Division H - Miscellaneous Services	23,030,100	10%
<b>Grand Total</b>	<b>225,453,700</b>	<b>100%</b>



How the Division is Spent	Amount	%
Leisure Facilities Operations	693,100	2%
Operation of Library and Archival Service	10,067,500	29%
Outdoor Leisure Areas Operations	14,209,700	41%
Community Sport and Recreational Development	7,949,500	23%
Operation of Arts Programme	1,798,700	5%
<b>Grand Total</b>	<b>34,718,500</b>	<b>100%</b>



How the Division is Funded	Amount	%
Grants Other - Recreation and Amenity	2,529,500	7%
Library Fees & Fines	160,000	0%
Miscellaneous Inc - Goods & Services	1,144,500	3%
Superannuation	600,100	2%
Recreation & Amenity Activities	367,000	1%
Rates, Discretionary LPT & Pension Related Levy	29,917,400	86%
<b>Grand Total</b>	<b>34,718,500</b>	<b>100%</b>



**Table B: Expenditure and Income for 2016 and Estimated Outturn for 2015**

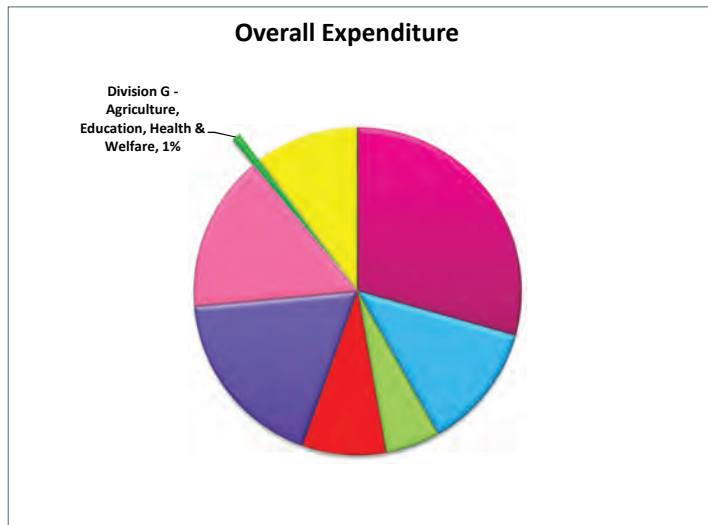
	2016				2015			
	Expenditure		Income		Expenditure		Income	
	Adopted by Council €	Estimated by Chief Executive €	Adopted by Council €	Estimated by Chief Executive €	Adopted by Council €	Estimated Outturn €	Adopted by Council €	Estimated Outturn €
<b>F Division and Services</b>								
<b>F Recreation and Amenity</b>								
F01 Leisure Facilities Operations	693,100	693,100	170,100	170,100	693,000	1,107,500	170,100	170,100
F02 Operation of Library and Archival Service	10,067,500	10,067,500	701,500	701,500	9,947,400	9,980,200	664,100	692,400
F03 Outdoor Leisure Areas Operations	14,209,700	14,209,700	776,600	776,600	12,933,600	13,608,100	632,300	737,600
F04 Community Sport and Recreational Development	7,949,500	7,949,500	2,715,800	2,715,800	8,050,700	8,678,800	2,807,600	2,730,500
F05 Operation of Arts Programme	1,798,700	1,798,700	437,000	437,000	1,475,000	2,522,900	228,300	276,100
F06 Agency & Recoupable Services	-	-	-	-	-	-	-	-
<b>F Division Total</b>	<b>34,718,500</b>	<b>34,718,500</b>	<b>4,801,000</b>	<b>4,801,000</b>	<b>33,099,700</b>	<b>35,897,500</b>	<b>4,502,400</b>	<b>4,606,700</b>

<b>Table F - Expenditure</b>				
<b>Division F - Recreation and Amenity</b>				
<b>Expenditure by Service and Sub-Service</b>	<b>2016</b>		<b>2015</b>	
	<b>Adopted by Council</b>	<b>Estimated by Chief Executive</b>	<b>Adopted by Council</b>	<b>Estimated Outturn</b>
	<b>€</b>	<b>€</b>	<b>€</b>	<b>€</b>
F0101 Leisure Facilities Operations	290,900	290,900	274,400	290,000
F0102 Provision/Improvement of Leisure Facilities	-	-	-	-
F0103 Contribution to External Bodies Leisure Facilities	397,300	397,300	397,300	797,300
F0199 Service Support Costs	4,900	4,900	21,300	20,200
<b>F01 Leisure Facilities Operations</b>	<b>693,100</b>	<b>693,100</b>	<b>693,000</b>	<b>1,107,500</b>
F0201 Library Service Operations	6,253,800	6,253,800	6,331,500	6,459,000
F0202 Archive Service	-	-	-	-
F0203 Maintenance of Library Buildings	-	-	-	-
F0204 Purchase of Books, CD's etc.	830,000	830,000	770,000	770,000
F0205 Contributions to Library Organisations	-	-	-	-
F0299 Service Support Costs	2,983,700	2,983,700	2,845,900	2,751,200
<b>F02 Operation of Library and Archival Service</b>	<b>10,067,500</b>	<b>10,067,500</b>	<b>9,947,400</b>	<b>9,980,200</b>
F0301 Parks, Pitches and Open Spaces	10,361,900	10,361,900	9,460,100	10,239,900
F0302 Playgrounds	880,600	880,600	852,200	801,200
F0303 Beaches	-	-	-	-
F0399 Service Support Costs	2,967,200	2,967,200	2,621,300	2,567,000
<b>F03 Outdoor Leisure Areas Operations</b>	<b>14,209,700</b>	<b>14,209,700</b>	<b>12,933,600</b>	<b>13,608,100</b>
F0401 Community Grants	735,000	735,000	591,000	593,200
F0402 Operation of Sports Hall/Stadium	80,000	80,000	80,000	80,000
F0403 Community Facilities	4,746,800	4,746,800	4,697,300	4,842,200
F0404 Recreational Development	800,700	800,700	655,900	1,183,400
F0499 Service Support Costs	1,586,900	1,586,900	2,026,500	1,979,900
<b>F04 Community Sport and Recreational Development</b>	<b>7,949,400</b>	<b>7,949,400</b>	<b>8,050,700</b>	<b>8,678,700</b>
F0501 Administration of the Arts Programme	1,450,400	1,450,400	1,194,500	1,246,000
F0502 Contributions to other Bodies Arts Programme	171,000	171,000	153,500	153,500
F0503 Museums Operations	-	-	-	-
F0504 Heritage/Interpretive Facilities Operations	50,000	50,000	25,000	1,025,000
F0505 Festivals & Concerts	-	-	-	-
F0599 Service Support Costs	127,400	127,400	102,000	98,400
<b>F05 Operation of Arts Programme</b>	<b>1,798,800</b>	<b>1,798,800</b>	<b>1,475,000</b>	<b>2,522,900</b>
F0601 Agency & Recoupable Service	-	-	-	-
F0699 Service Support Costs	-	-	-	-
<b>F06 Agency &amp; Recoupable Services</b>	<b>-</b>	<b>-</b>	<b>-</b>	<b>-</b>
<b>F Division Total</b>	<b>34,718,500</b>	<b>34,718,500</b>	<b>33,099,700</b>	<b>35,897,400</b>

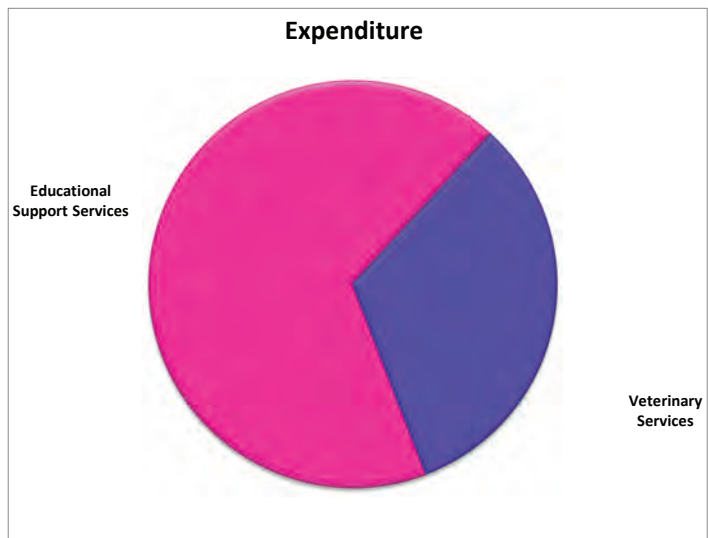
<b>Table F - Income</b>				
<b>Division F - Recreation and Amenity</b>				
<b>Income by Source</b>	<b>2016</b>		<b>2015</b>	
	<b>Adopted by Council</b>	<b>Estimated by Chief Executive</b>	<b>Adopted by Council</b>	<b>Estimated Outturn</b>
	<b>€</b>	<b>€</b>	<b>€</b>	<b>€</b>
<b>Government Grants, Subsidies, &amp; LPT</b>				
Arts, Heritage & Gaeltacht	-	-	-	-
Social Protection	-	-	-	-
Environment, Community & Local Government	-	-	-	-
Education and Skills	-	-	-	-
Library Council	124,600	124,600	124,600	124,600
Arts Council	42,500	42,500	42,500	42,500
Other Grants & Subsidies	2,362,400	2,362,400	2,339,100	2,242,500
<b>Total Government Grants, Subsidies, &amp; LPT</b>	<b>2,529,500</b>	<b>2,529,500</b>	<b>2,506,200</b>	<b>2,409,600</b>
<b>Goods &amp; Services</b>				
Recreation/Amenity/Culture	367,000	367,000	160,000	210,000
Library Fees/Fines	160,000	160,000	160,000	140,000
Agency Services & Repayable Works	-	-	-	-
Superannuation	600,100	600,100	662,500	673,800
Local Authority Contributions	-	-	-	-
Other income	1,144,500	1,144,500	1,013,700	1,173,200
<b>Total Goods &amp; Services</b>	<b>2,271,600</b>	<b>2,271,600</b>	<b>1,996,200</b>	<b>2,197,000</b>
<b>Division 'F' Total</b>	<b>4,801,100</b>	<b>4,801,100</b>	<b>4,502,400</b>	<b>4,606,600</b>

# Division G - Agriculture, Education, Health & Welfare

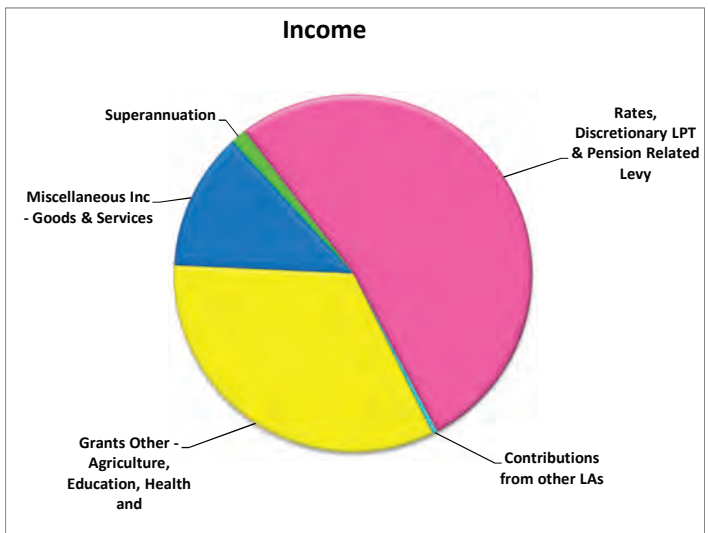
Division	Amount	%
Division A - Housing and Building	66,200,500	29%
Division B - Road Transport & Safety	28,098,200	12%
Division C - Water Services	12,112,300	5%
Division D - Development Management	18,608,200	8%
Division E - Environmental Services	40,750,600	18%
Division F - Recreation and Amenity	34,718,500	15%
<b>Division G - Agriculture, Education, Health &amp; Welfare</b>	<b>1,935,300</b>	<b>1%</b>
Division H - Miscellaneous Services	23,030,100	10%
<b>Grand Total</b>	<b>225,453,700</b>	<b>100%</b>



How the Division is Spent	Amount	%
Educational Support Services	1,308,900	68%
Veterinary Services	626,400	32%
<b>Grand Total</b>	<b>1,935,300</b>	<b>100%</b>



How the Division is Funded	Amount	%
Contributions from other LAs	8,500	0%
Grants Other - Agriculture, Education, Health and	640,000	33%
Miscellaneous Inc - Goods & Services	241,500	12%
Superannuation	27,500	1%
Rates, Discretionary LPT & Pension Related Levy	1,017,800	53%
<b>Grand Total</b>	<b>1,935,300</b>	<b>100%</b>



**Table B: Expenditure and Income for 2016 and Estimated Outturn for 2015**

	2016				2015			
	Expenditure		Income		Expenditure		Income	
	Adopted by Council €	Estimated by Chief Executive €	Adopted by Council €	Estimated by Chief Executive €	Adopted by Council €	Estimated Outturn €	Adopted by Council €	Estimated Outturn €
<b>G Division and Services</b>								
<b>G Agriculture, Education, Health &amp; Welfare</b>								
G01 Land Drainage Costs	-	-	-	-	-	-	-	-
G02 Operation and Maintenance of Piers and Harbours	-	-	-	-	-	-	-	-
G03 Coastal Protection	-	-	-	-	-	-	-	-
G04 Veterinary Service	1,308,900	1,308,900	697,100	697,100	1,490,000	1,475,000	802,500	696,800
G05 Educational Support Services	626,400	626,400	220,500	220,500	985,800	1,050,700	373,000	510,800
G06 Agency & Recoupable Services	-	-	-	-	-	-	-	-
<b>G Division Total</b>	<b>1,935,300</b>	<b>1,935,300</b>	<b>917,600</b>	<b>917,600</b>	<b>2,475,800</b>	<b>2,525,700</b>	<b>1,175,500</b>	<b>1,207,600</b>



Table F - Expenditure				
Division G - Agriculture, Education, Health & Welfare				
Expenditure by Service and Sub-Service	2016		2015	
	Adopted by Council €	Estimated by Chief Executive €	Adopted by Council €	Estimated Outturn €
G0101 Maintenance of Land Drainage Areas	-	-	-	-
G0102 Contributions to Joint Drainage Bodies	-	-	-	-
G0103 Payment of Agricultural Pensions	-	-	-	-
G0199 Service Support Costs	-	-	-	-
<b>G01 Land Drainage Costs</b>	-	-	-	-
G0201 Operation Piers	-	-	-	-
G0202 Provision of Piers	-	-	-	-
G0203 Operation Harbours	-	-	-	-
G0204 Provision of Harbours	-	-	-	-
G0299 Service Support Costs	-	-	-	-
<b>G02 Operation and Maintenance of Piers and Harbours</b>	-	-	-	-
G0301 General Maintenance - Costal Regions	-	-	-	-
G0302 Planned Protection of Coastal Regions	-	-	-	-
G0399 Service Support Costs	-	-	-	-
<b>G03 Coastal Protection</b>	-	-	-	-
G0401 Provision of Veterinary Service	-	-	-	-
G0402 Inspection of Abattoirs etc	216,100	216,100	212,900	196,500
G0403 Food Safety	101,100	101,100	125,400	92,300
G0404 Operation of Dog Warden Service	445,800	445,800	423,800	423,700
G0405 Other Animal Welfare Services (incl Horse Control)	212,300	212,300	446,900	490,400
G0499 Service Support Costs	333,600	333,600	281,000	272,100
<b>G04 Veterinary Service</b>	<b>1,308,900</b>	<b>1,308,900</b>	<b>1,490,000</b>	<b>1,475,000</b>
G0501 Payment of Higher Education Grants	-	-	-	-
G0502 Administration Higher Education Grants	182,800	182,800	430,700	500,000
G0503 Payment of VEC Pensions	-	-	-	-
G0504 Administration VEC Pension	-	-	-	-
G0505 Contribution to VEC	-	-	-	-
G0506 Other Educational Services	50,000	50,000	50,000	50,000
G0507 School Meals	215,000	215,000	200,000	209,000
G0599 Service Support Costs	178,600	178,600	305,100	291,700
<b>G05 Educational Support Services</b>	<b>626,400</b>	<b>626,400</b>	<b>985,800</b>	<b>1,050,700</b>
G0601 Agency & Recoupable Service	-	-	-	-
G0699 Service Support Costs	-	-	-	-
<b>G06 Agency &amp; Recoupable Services</b>	-	-	-	-

**Table F - Expenditure****Division G - Agriculture, Education, Health & Welfare**

<b>Expenditure by Service and Sub-Service</b>	<b>2016</b>		<b>2015</b>	
	<b>Adopted by Council</b>	<b>Estimated by Chief Executive</b>	<b>Adopted by Council</b>	<b>Estimated Outturn</b>
	<b>€</b>	<b>€</b>	<b>€</b>	<b>€</b>
<b>G Division Total</b>	<b>1,935,300</b>	<b>1,935,300</b>	<b>2,475,800</b>	<b>2,525,700</b>

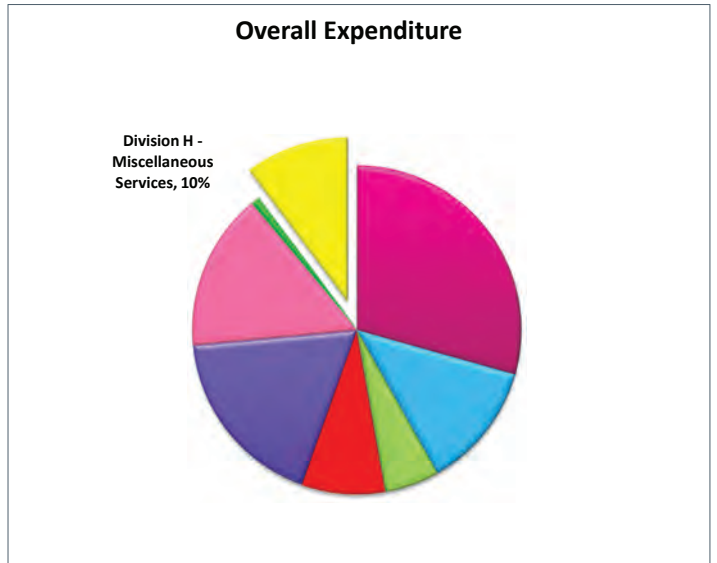
**Table F - Income**

**Division G - Agriculture, Education, Health & Welfare**

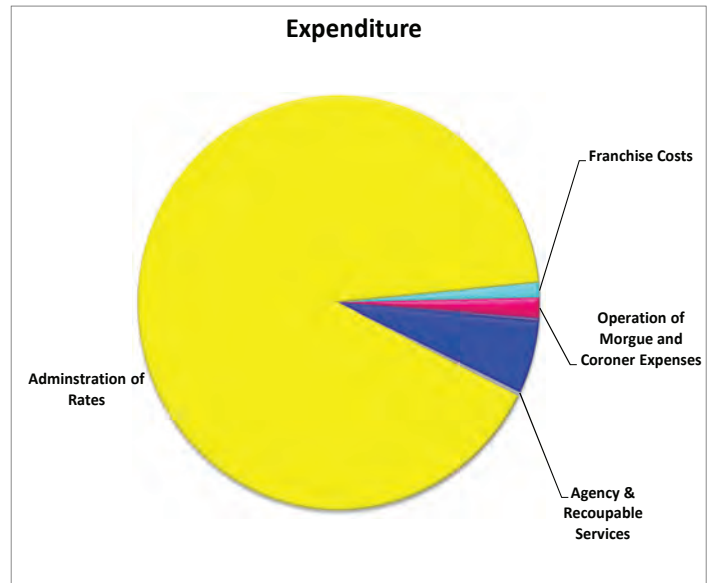
Income by Source	2016		2015	
	Adopted by Council	Estimated by Chief Executive	Adopted by Council	Estimated Outturn
	€	€	€	€
<b>Government Grants, Subsidies, &amp; LPT</b>				
Arts, Heritage & Gaeltacht	-	-	-	-
Education and Skills	125,000	125,000	275,000	402,000
Environment, Community & Local Government	-	-	-	-
Transport, Tourism & Sport	-	-	-	-
Other Grants & Subsidies	515,000	515,000	587,000	526,000
<b>Total Government Grants, Subsidies, &amp; LPT</b>	<b>640,000</b>	<b>640,000</b>	<b>862,000</b>	<b>928,000</b>
<b>Goods &amp; Services</b>				
Agency Services & Repayable Works	-	-	-	-
Superannuation	27,500	27,500	28,700	29,200
Contributions by other local authorities	8,500	8,500	33,100	8,500
Other income	241,500	241,500	251,800	241,900
<b>Total Goods &amp; Services</b>	<b>277,500</b>	<b>277,500</b>	<b>313,600</b>	<b>279,600</b>
<b>Division 'G' Total</b>	<b>917,500</b>	<b>917,500</b>	<b>1,175,600</b>	<b>1,207,600</b>

# Division H - Miscellaneous Services

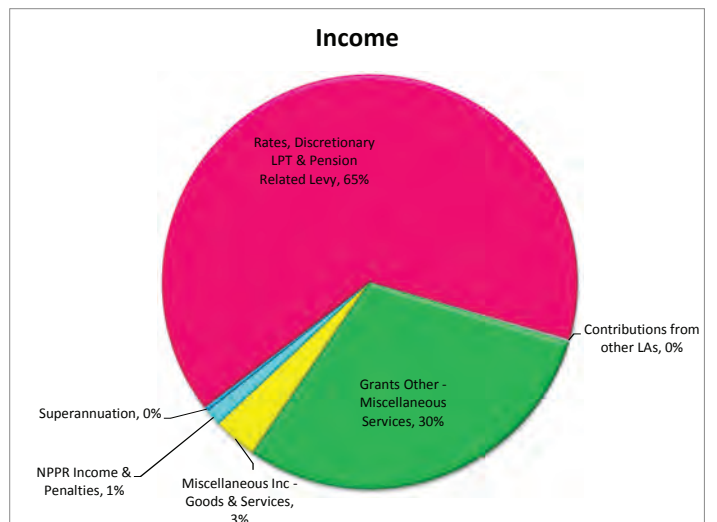
Division	Amount	%
Division A - Housing and Building	66,200,500	29%
Division B - Road Transport & Safety	28,098,200	12%
Division C - Water Services	12,112,300	5%
Division D - Development Management	18,608,200	8%
Division E - Environmental Services	40,750,600	18%
Division F - Recreation and Amenity	34,718,500	15%
Division G - Agriculture, Education, Health & Welfare	1,935,300	1%
<b>Division H - Miscellaneous Services</b>	<b>23,030,100</b>	<b>10%</b>
<b>Grand Total</b>	<b>225,453,700</b>	<b>100%</b>



How the Division is Spent	Amount	%
Profit & Loss Machinery Account	43,800	0%
Administration of Rates	20,971,300	91%
Franchise Costs	266,700	1%
Operation of Morgue and Coroner Expenses	350,100	2%
Malicious Damage	67,600	0%
Local Representation & Civic Leadership	1,300,000	6%
Agency & Recoupable Services	30,600	0%
<b>Grand Total</b>	<b>23,030,100</b>	<b>100%</b>



How the Division is Funded	Amount	%
Contributions from other LAs	54,000	0%
Grants Other - Miscellaneous Services	6,882,100	30%
Miscellaneous Inc - Goods & Services	789,200	3%
NPPR Income & Penalties	300,000	1%
Superannuation	76,000	0%
Rates, Discretionary LPT & Pension Related Levy	14,928,800	65%
<b>Grand Total</b>	<b>23,030,100</b>	<b>100%</b>



	2016						2015		
	Expenditure			Income			Expenditure		Income
	Adopted by Council	Estimated by Chief Executive	Adopted by Council	Estimated by Chief Executive	Adopted by Council	Estimated by Chief Executive	Adopted by Council	Estimated by Chief Executive	
	€	€	€	€	€	€	€	€	
<b>Division and Services</b>									
<b>H Miscellaneous Services</b>									
H01 Profit & Loss Machinery Account	43,800	43,800	55,000	55,000	148,800	40,100	38,100	43,400	
H02 Profit & Loss Stores Account	-	-	-	-	-	-	-	-	
H03 Administration of Rates	20,971,300	20,971,300	7,480,800	7,480,800	22,552,100	20,789,400	381,800	639,000	
H04 Franchise Costs	266,700	266,700	11,900	11,900	308,700	238,500	9,000	10,200	
H05 Operation of Morgue and Coroner Expenses	350,100	350,100	-	-	305,300	350,300	-	-	
H06 Weighbridges	-	-	-	-	-	-	-	-	
H07 Operation of Markets and Casual Trading	-	-	-	-	100	100	-	-	
H08 Malicious Damage	67,600	67,600	29,600	29,600	67,600	-	29,600	-	
H09 Local Representation & Civic Leadership	1,212,000	1,300,000	-	-	1,261,900	1,207,300	-	-	
H10 Motor Taxation	-	-	-	-	-	-	-	-	
H11 Agency & Recoupable Services	30,600	30,600	524,000	524,000	32,200	32,000	523,000	1,224,000	
<b>H Division Total</b>	<b>22,942,100</b>	<b>23,030,100</b>	<b>8,101,300</b>	<b>8,101,300</b>	<b>24,676,700</b>	<b>22,657,700</b>	<b>981,500</b>	<b>1,916,600</b>	
<b>Overall Total</b>	<b>225,454,100</b>	<b>225,454,100</b>	<b>102,733,900</b>	<b>102,733,900</b>	<b>219,295,400</b>	<b>222,767,100</b>	<b>80,919,200</b>	<b>84,332,900</b>	

Table F - Expenditure				
Division H - Miscellaneous Services				
Expenditure by Service and Sub-Service	2016		2015	
	Adopted by Council €	Estimated by Chief Executive €	Adopted by Council €	Estimated Outturn €
H0101 Maintenance of Machinery Service	-	-	-	-
H0102 Plant and Machinery Operations	(447,400)	(447,400)	(279,700)	(372,100)
H0103 Provision of Plant and Machinery	-	-	-	-
H0199 Service Support Costs	491,200	491,200	428,500	412,200
<b>H01 Profit &amp; Loss Machinery Account</b>	<b>43,800</b>	<b>43,800</b>	<b>148,800</b>	<b>40,100</b>
H0201 Purchase of Materials, Stores	-	-	-	-
H0202 Administrative Costs Stores	-	-	-	-
H0203 Upkeep of Buildings, stores	-	-	-	-
H0299 Service Support Costs	-	-	-	-
<b>H02 Profit &amp; Loss Stores Account</b>	<b>-</b>	<b>-</b>	<b>-</b>	<b>-</b>
H0301 Administration of Rates Office	580,100	580,100	954,800	515,800
H0302 Debt Management Service Rates	653,000	653,000	581,800	599,900
H0303 Refunds and Irrecoverable Rates	18,900,000	18,900,000	20,400,000	19,080,000
H0399 Service Support Costs	838,200	838,200	615,500	593,700
<b>H03 Administration of Rates</b>	<b>20,971,300</b>	<b>20,971,300</b>	<b>22,552,100</b>	<b>20,789,400</b>
H0401 Register of Elector Costs	133,100	133,100	165,300	97,900
H0402 Local Election Costs	62,000	62,000	62,000	62,000
H0499 Service Support Costs	71,600	71,600	81,400	78,600
<b>H04 Franchise Costs</b>	<b>266,700</b>	<b>266,700</b>	<b>308,700</b>	<b>238,500</b>
H0501 Coroner Fees and Expenses	350,000	350,000	305,000	350,000
H0502 Operation of Morgue	-	-	-	-
H0599 Service Support Costs	100	100	300	300
<b>H05 Operation of Morgue and Coroner Expenses</b>	<b>350,100</b>	<b>350,100</b>	<b>305,300</b>	<b>350,300</b>
H0601 Weighbridges Operations	-	-	-	-
H0602 Provision of Weighbridges	-	-	-	-
H0699 Service Support Costs	-	-	-	-
<b>H06 Weighbridges</b>	<b>-</b>	<b>-</b>	<b>-</b>	<b>-</b>
H0701 Operation of Markets	-	-	-	-
H0702 Casual Trading Areas	-	-	-	-
H0799 Service Support Costs	-	-	100	100
<b>H07 Operation of Markets and Casual Trading</b>	<b>-</b>	<b>-</b>	<b>100</b>	<b>100</b>

<b>Table F - Expenditure</b>				
<b>Division H - Miscellaneous Services</b>				
<b>Expenditure by Service and Sub-Service</b>	<b>2016</b>		<b>2015</b>	
	<b>Adopted by Council</b>	<b>Estimated by Chief Executive</b>	<b>Adopted by Council</b>	<b>Estimated Outturn</b>
	<b>€</b>	<b>€</b>	<b>€</b>	<b>€</b>
H0801 Malicious Damage	67,600	67,600	67,600	-
H0899 Service Support Costs	-	-	-	-
<b>H08 Malicious Damage</b>	<b>67,600</b>	<b>67,600</b>	<b>67,600</b>	<b>-</b>
H0901 Representational Payments	767,800	767,800	767,800	768,600
H0902 Chair/Vice Chair Allowances	36,000	36,000	33,000	33,000
H0903 Annual Allowances LA Members	260,000	260,000	260,000	260,000
H0904 Expenses LA Members	10,000	28,000	28,000	10,000
H0905 Other Expenses	89,400	89,400	125,200	89,400
H0906 Conferences Abroad	-	70,000	-	-
H0907 Retirement Gratuities	-	-	-	-
H0908 Contribution to Members Associations	16,000	16,000	16,000	16,000
H0999 Service Support Costs	32,800	32,800	31,900	30,300
<b>H09 Local Representation &amp; Civic Leadership</b>	<b>1,212,000</b>	<b>1,300,000</b>	<b>1,261,900</b>	<b>1,207,300</b>
H1001 Motor Taxation Operation	-	-	-	-
H1099 Service Support Costs	-	-	-	-
<b>H10 Motor Taxation</b>	<b>-</b>	<b>-</b>	<b>-</b>	<b>-</b>
H1101 Agency & Recoupable Service	-	-	-	-
H1102 NPPR	28,300	28,300	28,300	28,300
H1199 Service Support Costs	2,300	2,300	3,900	3,700
<b>H11 Agency &amp; Recoupable Services</b>	<b>30,600</b>	<b>30,600</b>	<b>32,200</b>	<b>32,000</b>
<b>H Division Total</b>	<b>22,942,100</b>	<b>23,030,100</b>	<b>24,676,700</b>	<b>22,657,700</b>
<b>Overall Total</b>	<b>225,454,100</b>	<b>225,454,100</b>	<b>219,295,400</b>	<b>222,767,000</b>

<b>Table F - Income</b>				
<b>Division H - Miscellaneous Services</b>				
<b>Income by Source</b>	<b>2016</b>		<b>2015</b>	
	<b>Adopted by Council</b>	<b>Estimated by Chief Executive</b>	<b>Adopted by Council</b>	<b>Estimated Outturn</b>
	<b>€</b>	<b>€</b>	<b>€</b>	<b>€</b>
<b>Government Grants, Subsidies, &amp; LPT</b>				
Social Protection	-	-	-	-
Environment, Community & Local Government	-	-	-	-
Justice & Equality	29,600	29,600	29,600	-
Agriculture, Food & the Marine	-	-	-	-
Non Dept HFA and BMW	-	-	-	-
Other Grants & Subsidies	6,852,500	6,852,500	-	-
<b>Total Government Grants, Subsidies, &amp; LPT</b>	<b>6,882,100</b>	<b>6,882,100</b>	<b>29,600</b>	<b>-</b>
<b>Goods &amp; Services</b>				
Agency Services & Repayable Works	-	-	-	-
Superannuation	76,000	76,000	64,200	65,300
NPPR	300,000	300,000	300,000	1,000,000
Contributions by other local authorities	54,000	54,000	53,000	54,000
Other income	789,200	789,200	534,700	797,300
<b>Total Goods &amp; Services</b>	<b>1,219,200</b>	<b>1,219,200</b>	<b>951,900</b>	<b>1,916,600</b>
<b>Division 'H' Total</b>	<b>8,101,300</b>	<b>8,101,300</b>	<b>981,500</b>	<b>1,916,600</b>
<b>Overall Total</b>	<b>102,734,200</b>	<b>102,734,200</b>	<b>80,919,300</b>	<b>84,332,700</b>



**Appendix 1****SUMMARY OF CENTRAL MANAGEMENT CHARGE FOR YEAR 2016**

<b>Description</b>	<b>2016</b>	<b>2015</b>
	<b>€</b>	<b>€</b>
Area Office Overhead	-	-
Corporate Affairs Overhead	4,342,100	4,587,700
Corporate Buildings Overhead	4,110,200	4,220,800
Finance Function Overhead	1,425,200	1,358,800
Human Resource Function Overhead	3,899,800	3,662,300
IT Services Overhead	3,089,800	3,171,100
Print & Post Room Service Overhead	-	-
Pension & Lump Sum Overhead	13,602,200	12,328,700
<b>Total Expenditure Allocated to Services</b>	<b>30,469,300</b>	<b>29,329,400</b>


**Appendix 2**

**SUMMARY OF LOCAL PROPERTY TAX ALLOCATION FOR YEAR 2016**

<b>Description</b>	<b>2016</b>	<b>2016</b>
	<b>€</b>	<b>€</b>
<b>Discretionary</b>		
Discretionary Local Property Tax (Table A)	2,556,600	
	<hr/>	<b>2,556,600</b>
<b>Self Funding - Revenue Budget</b>		
Housing and Building	7,500,000	
Road Transport & Safety	2,886,900	
	<hr/>	<b>10,386,900</b>
<b>Total Local Property Tax - Revenue Budget</b>		<hr/> <b>12,943,500</b>
<b>Self Funding - Capital Budget</b>		
Housing & Building	7,072,000	
Roads, Transport, & Safety	-	
	<hr/>	
<b>Total Local Property Tax - Capital Budget</b>		<hr/> <b>7,072,000</b>
<b>Total Local Property Tax Allocation (Post Variation)</b>		<b>20,015,500</b>

## CERTIFICATE OF ADOPTION

I hereby certify that at the Annual Budget meeting of South Dublin County Council held this 5<sup>th</sup> day of November 2015, the Council by resolution adopted for the financial year ending 31st December 2016, the Annual Budget set out in Tables A - F and by resolution determined in accordance with the said Budget the rate set out in Table A to be the annual rate on valuation to be levied for that year for the purposes set out in those Tables.

Signed:   
Mayor

Countersigned:   
A/Head of Finance

Dated this 5<sup>th</sup> day of November, 2015

South Dublin County Council  
County Hall, Tallaght,  
Dublin 24  
Comhairle Contae Átha Cliath Theas  
Halla an Contae, Tamhlacht,  
Átha Cliath 24

Tel: 01 414 9000  
Email: [info@sdublincoco.ie](mailto:info@sdublincoco.ie)  
Web: [www.sdcc.ie](http://www.sdcc.ie)  
[www.twitter.com/sdublincoco.ie](http://www.twitter.com/sdublincoco.ie)  
SMS: 51678

