

Jobstown Youth Arts Project: ‘My Place, Our Space’ Project Evaluation 2009



*Young people from the Jobstown Youth Arts Project speaking at their Exhibition Opening
RUA RED, South Dublin Arts Centre, May 2009*

**Annette Woolley, Artist Facilitator and
Victoria Durrer, Youth Arts Coordinator, South Dublin County Council**

Table of Contents

Appendix A: Timeline of the Jobstown Youth Arts Project	3
Appendix B: Session Plans for the Playground Group	8
Appendix C: Session Plans for St. Thomas Snr National School	9
Appendix D: Examples of 'Art Quizzes' by Young Participants	10
Appendix E: Examples of Monitoring/Feedback forms by Volunteers and Parents	14
Appendix F: Examples of Monitoring/Feedback forms by Young Participants	17
Appendix G: Documentation of Sharing of Documentary Film on Graffiti with youth and school groups	19
Appendix H: Press clippings from Project	22

Appendix A

Time Line of the Jobstown Youth Arts Project

December 08 – January 09

Research, planning and Sourcing by Artist

Monday January 12th

Kreative Kidz (Formally Known As Skittles & Jay Collaboration) 5-7pm on site

Wednesday January 14th

Little Monsters 4.30 -6.30pm on site

Thursday January 15th

Jay Girls 4-6pm on site

Monday 19th January

Kreative Kidz 5-7pm on site

Tuesday 20th January

M.C Teens 5.30-7.30 pm on site

Wednesday 21st January

Little Monsters 4.30 -6.30pm on site

Thursday 22nd January

Jay Girls 4-6pm on site

Monday 26th January

Kreative Kidz 5-7pm on site

Tuesday 27th January

M.C Teens 5.30-7.30 pm on site

Wednesday 28th January

Little Monsters 4.30 -6.30pm on site

Thursday 29th January

Jay Girls 4-6pm Field Trip Mosaic showroom

Saturday 31st January

Little Monsters 2.30-5.30pm Field Trip National Print Museum

Sunday 1st February

M.C Teens & Kreative Kidz Trip to Hugh Lane Gallery Lecture and Guided Tour 12.45-5.30pm

Monday 2nd February

Kreative Kidz 5-7pm Visit & stained glass demonstration by guest artist Peter Glascieck

Tuesday 3rd February

M.C Teens 5.30-7.30 pm on site

Wednesday 4th February

Little Monsters 4.30 -6.30pm on site

Thursday 5th February

Jay Girls 4-6pm on site

Monday 9th February

Kreative Kidz 5-7pm on site

Tuesday 10th February

M.C Teens 5.30-7.30pm on site

Wednesday 11th February

Little Monsters 4.30 -6.30pm on site

Thursday 12th February

Jay Girls 4-6pm on site

Monday 16th February

St.Thomas' School Group 11-1pm
Kreative Kidz 5-7pm on site

Tuesday 17th February

St.Thomas' School Group 11-1pm
M.C Teens 5.30-7.30 pm on site

Wednesday 18th February

St.Thomas' School Group 11-1pm
Little Monsters 4.30 -6.30pm on site

Thursday 19th February

Jay Girls 4-6pm on site

Monday- 23rd February

Kreative Kidz 5-7pm on site

Tuesday 24th February

M.C Teens 5.30-7.30 pm on site

Wednesday 25th February

Little Monsters 4.30 -6.30pm on site

Thursday 26th February

Jay Girls 4-6pm on site

Monday 2nd March

Kreative Kidz 5-7pm on site

Tuesday 3rd March

M.C Teens 5.30-7.30 pm on site

Wednesday 4th March

M.C Teens 3-4.30pm on site interviews
for Documentary

Little Monsters 4.30 -6.30pm on site

Thursday 5th March

Jay Girls 4-6pm on site

Friday 6th March

M.C Teens 4-5pm Filming

**Part 2: Groups choose new mix of art
style, medium and theme**

Monday 9th March

Kreative Kidz 5-7pm on site

Tuesday 10th March

M.C Teens 5.30-7.30 pm on site

Wednesday 11th March

Little Monsters 4.30 -6.30pm on site

Thursday 12th March

Jay Girls 4-6pm on site

Monday 16th March

Kreative Kidz 5-7pm on site

Tuesday 17th March

M.C Teens 5.30-7.30 pm on site

Wednesday 18th March

Little Monsters 4.30 -6.30pm on site

Thursday 19th March

Jay Girls 4-6pm on site

Monday 23rd March

Kreative Kidz 5-7pm on site

Tuesday 24th March

M.C Teens 5.30-7.30 pm on site

Wednesday 25th March

Little Monsters 4.30 -6.30pm on site

Thursday 26th March

Jay Girls 4-6pm on site

Monday 30th March

Kreative Kidz 5-7pm on site or Field Trip
depending on choice of medium

Tuesday 31st March

M.C Teens 5.30-7.30 pm on site or field
trip depending on choice of medium

Wednesday 1st April

Little Monsters 4.30 -6.30pm on site or
field trip depending on choice of
medium

Thursday 2nd April

Jay Girls 4-6pm on site or field trip
depending on choice of medium

Monday 6th April

Kreative Kidz 5-7pm on site or field trip
depending on choice of medium

Tuesday 7th April

M.C Teens 5.30-7.30 pm on site or field
trip depending on choice of medium

Wednesday 8th April

Little Monsters 4.30 -6.30pm on site or
field trip depending on choice of
medium

Thursday 9th April

Jay Girls 4-6pm on site or field trip
depending on choice of medium

Friday April 10th

Community Meeting to discuss and
finalise exhibition sites 6-
7pm(provisional)

Monday 13th April

Kreative Kidz 5-7pm on site

Tuesday 14th April

Playground Group 11am -1pm
M.C Teens 5.30-7.30 pm on site

Wednesday 15th April

Playground Group 11am -1pm
Little Monsters 4.30 -6.30pm on site

Thursday 16th April

Playground Group 11am -1pm
Jay Girls 4-6pm on site

Friday 17th April

Playground group 11-2.30pm Field trip
to National Print Museum

Monday 20th April

Kreative Kidz 5-7pm on site

Tuesday 21st April

M.C Teens 5.30-7.30 pm on site

Wednesday 22nd April

Little Monsters 4.30 -6.30pm on site

Thursday 23rd April

Jay Girls 4-6pm on site

Monday-27th April

Kreative Kidz 5-7pm on site

Tuesday 28th April

M.C Teens 5.30-7.30 pm on site

Wednesday 29th April

Little Monsters 4.30 -6.30pm on site

Thursday 30th April

Jay Girls 4-6pm on site

Friday 1st May

Little Monsters & M.C Teens Trip to All
City Graffiti exhibition 6-9pm

Monday 4th May

Kreative Kidz, M.C Teens , Little
Monsters & St.Thomas' representatives
3.30 – 4.30pm Field Trip to RED RUA Art
Centre

Kreative Kidz 5-7pm on site

M.C Teens 5-7pm on site

Tuesday 5th May

M.C Teens 5.30-7.30 pm on site

Wednesday 6th May

Little Monsters 4.30 -6.30pm on site

Thursday 7th May

Jay Girls 4-6pm on site

Monday 11th May

Exhibition Set up at RED RUA Art Centre
9-4pm

Tuesday 12th May

Exhibition launch 7-9pm

Tuesday 12th – Sunday 24th May

Exhibition open to the public

Monday 18th May

End of Project party and evaluation
session 6.30 -8.30pm

Monday 25th May

Take down Exhibition

Appendix B: Session Plans for the Playground Group

Session 1: Print : 10am-1pm

- Introduction
- Art History Talk and slideshow
- Demonstration- stencils
- Practical- practice on paper -design, cutting, printing
- Practical- fabric printing
- Clean up
- Evaluation

Session 2: Field trip to National Print Museum :10am-1pm

- Pick up @10am
- View and discuss print exhibit
- Prearranged practical workshop and tour
- Evaluation to be done on bus on way home
- Drop off 1pm

Session 3: Abstract: 10am-1pm

- Warm up exercise & balloon quiz
- Art history and slideshow
- Practical- geometric-Mondrian, fluid-Kandinsky, Spontaneous emotive-Pollock
- Clean up
- Evaluation

Session 4: Large collaborative finished piece

- Brainstorm session / idea generation
- Prep work on canvas
- Preliminary sketch work
- Design decision and draft
- Cut stencil
- Print design on canvas
- Clean up
- Evaluation
- On the spot Q's throughout session.

Appendix C: Session Plans for St. Thomas Snr National School

Session 1: Cubism: 10am-2pm

- Introduction
- Art History Talk and slideshow
- Practical- Cubist Still Life
- Lunch
- Warm up exercise
- Practical- Cubist Portraits
- Clean up
- Evaluation

Session 2: Theme :10am-2pm

- Cubism Quiz
- Visual Brainstorm / Group work and discussion on community
- Lunch break
- Individual work on designs based on brainstorm
- Clean UP
- Evaluation

Session 3: Collage : 10am-2pm

- Warm up exercise
- Prep work on board
- Art history and slideshow on collage
- Completion of individual components
- Lunch
- Arrangement of design & final decision
- Glue work on board
- Clean up
- Evaluation – including video, comment box, verbal & written evaluations

Appendix D: Examples of 'Art Quizzes' by Young Participants

Jack

Little Monsters/Jobstown Youth Art Project Quiz

1. Describe Cubism *Cubism is a style of Art formed by geometric shapes.*
2. Name 2 Cubist artists *pablo picasso
George Brack*
3. Name 3 Artists who worked in print. *Hokusai
albus leter
albert jarar*
4. What is the definition of print?
*Something that can be repeated
1 after 1 after 1.*
5. Name 3 different types of Printing methods *mona
lino
stencil*
6. What's important about how you layout text before printing? *If you
didn't it would be gobelbygook*
7. What do you call the pieces inserted between the text blocks in the layout? *Furniture*
8. What is the place in the printing workshop where the waste metal was melted down? *to make more metal and it is
called the Hellbox*
9. Describe your favourite print in the museum and say why you liked it?
*The goat man because it was cool and
freaky-*
10. What was your favourite type of printing that you did during the sessions and why?
*lino because it was very
dangerous. and cool!*

Little monsters

Shannen - 3 Stained Glass Quiz

1. Name 3 Irish Stained glass artists.
Harry Clarke - James Scanlon, Evie Hone
2. Describe a technique used to take colour away from sections of glass.
They used acid.
3. What is lead used for in stained glass?
It holds together the stained glass.
4. What is a cartoon in Stained glass work?
A sketch is what they used to work from.
5. What is flashed glass?
Is a piece of glass that has two colours.
6. What does firing at high temperatures do to the glass stains?
Melts it into it.
7. James Scanlon was inspired by which Spanish abstract artist?
Joan Miró
8. What kind of art did Evie Hone try to revive?
She done religious art.
9. The Eve of St. Agnes by Harry Clarke was inspired by what?
A poem by Keats.
10. How was the tiny text achieved in the Eve of St. Agnes.
He scratched into wet stain.
11. How did the use of lead differ between Harry Clarke and Evie Hones work?
H.C. ~~used~~ didn't like to use lead and she did
12. Describe 3 characteristics of Harry Clarke's work.
His did costumes were inspired by the leather

CUBISM

1. Cubism is a style of art that a. only uses squares ~~b. uses geometric shapes~~ to depict objects c. organic fluid lines
2. Cubism was invented by George Braques and Pablo Picasso
3. cubism was an art movement of the a. ~~1910-20's~~ b. 1960's c. 1980's
4. Cubism shows subjects from a. one angle ~~B. multiple viewpoints~~ c. behind
5. The cubist style was inspired by a. nature ~~b. native art~~ c. architecture
6. Analytical cubism uses ~~a. monochromatic tones~~ b. multi colours c. black& white
7. Synthetic cubism uses a. print b. mosaic ~~c. collage~~
8. Picassos first collage was called "still life with chair _____"
a. legs ~~b. caning~~ c. seat
9. Picasso said " I paint objects as i think them not as I see them"
a. feel b. want ~~c. think~~
10. A French critic termed the style "bizarre cubique" describing Braques painting as
a. weird b. strange squares ~~c. full of little cubes~~

Pop Art Quiz



1. The Pop in Pop art stands for (a) Music (b) Popular (C) Champagne
2. Pop Art was a visual arts movement of the (a) 20's&30's (b) 50's&60's (c) 80's
3. Images of what type of subject were used in pop art (a) Imaginary fantasy figures (b) Musical Instruments (c) everyday objects, beer bottles, soup cans etc.
4. Materials used in Pop art included (a) Plastic, Acrylic & Foam (b) Water Colours (C) Papiermache
5. Roy Lichtensteins art was in the style of (a) Realism (b) Cartoons (c) Abstract
6. Andy Warhol was known as the Pope of Pop.
7. Pop art introduced (a) One off art (b) mass produced art (c) Recycled art
8. David Hockney was the first artist to paint (a) Marilyn Monroe (b) a Brand name product (c) Cakes
9. Oldenburg created (a) paintings of road signs (b) Photographs of Famous people (c) Giant sculptures of fast food.
10. American artist George Segal made (a) Plastercasts of real people on real settings (b) Silkscreen prints of coca cola bottles (c) Collages of text and numbers

Appendix E: Examples of Monitoring/Feedback forms by Volunteers and Parents

Jobstown Youth Arts Project

ARINT MUSEUM TRIP

Date 31ST JAN Session no. 4 Group LITTLE MONSTERS.

Attendance Record :

1. CIARA PURDY
2. LAUREN WOODS
3. IAN
4. JASON CROSSIE
5. CRAIG MURKAY
6. JACK WOOLLEY

Artists Comments:

Art History & Appreciation: Very inquisitive, Asked lots of questions, Enjoyed work ^{book}.

Practical Work: GOT STUCK INTO ALL ASPECTS OF WORKSHOP.

Team Work: HELPED EACH OTHER PRACTICALLY + THROUGH constructive criticism

Behaviour: EXCELLENT - ENTHUSIASTIC.

Overall Session: BETTER THAN EXPECTED

Supervisors Comments:

Art History & Appreciation: was surprised how interested they were.

Practical Work: Really happy with what they made

Team Work: Waited patiently for turns + Encouraged each other

Behaviour: Very good despite their excitement.

Overall Session: Very enjoyable

Additional Comments or Recommendations:

THE PARENTS who attended found it very interesting and are planning a return visit.

Jobstown Youth Arts Project Evaluation

Name: Barry Cooke

Title/Role: Club leader M.C Teens & Little Monsters

From your experience of the project what were.....

A. Your expectations of the project. Were these met?

Explain. I thought it would be a way for the kids to learn about their area, contribute to improving it, to give something back and for them to develop their social, personal and educational skills in a fun way.
All of these expectations were met.

B. The positive aspects.

The kids loved it! They got really involved and took a lot of pride in their work. They were committed and had real ownership of it. The quality of the art was excellent but the knowledge behind it is even better.
The recognition event of the opening of the exhibition really built their self esteem and confidence. Some of them have even decided to include art in their education and career options.

C. The negative aspects.

Just a few issues with the venue not being open when it was supposed to be.

What did you/your organization gain from the project?

The development of our members and another positive addition to the clubs list of successful community activities, which can only enhance our reputation.

Any Recommendations or changes that could be considered for the future if the continuation of the project goes ahead.

Have more reliable premises.

Any other comments

Fantastic opportunity and experience for our members but also for the community. Can't wait to see it up on the walls for all to admire.

Jobstown Youth Arts Project

Parent/Guardian Evaluation

What was your knowledge/expectations of the project-
Were they met/if not, why not?

I knew they were making art for the community
but I never expected it to turn out so well.

Had you any issues with any aspect of the project?

No

What is your opinion of the overall project?

organised very well
Good way to get kids to be more creative

Would you want your child to continue to participate in
other art activities with the Jobstown Youth Arts
Project, Why?

Something useful for him to do.
He enjoyed making new friends.

Any other comments


Appendix F: Examples of Monitoring/Feedback forms by Young Participants

Session Evaluation


Session _____ Date 9/2/09 Group KREATIVE KIDS

Please Tick whichever symbol best describes your experience of the following:


The Art History & Appreciation




The Practical Work



Teamwork



Overall Session



Feedback

Jobstown Youth Arts Project

Participant Evaluation

Why did you initially take part?

Because I thought it might be interesting and my friends were doing it.

What did you think of the concept/idea of the project?

Good idea to make art about your community

What did you think of the overall progression ie. the schedule or order of workshops, trips etc.?

We did easy stuff then harder work but I was more confident by then ~~the trips, the fun, the exhibition, being on TV, everything~~

What were the positive aspects of the project?

~~that it finished for the summer~~
The trips the fun the exhibition being on TV, everything

What were the negative aspects of the project?

that it finished for the summer

What did you gain from your participation in the project?

new skills learned about art careers history exhibition for the future

What did you think of the project as a whole?

Brill!

Would you be interested in continuing with the project or getting involved with some other aspect of the arts as a result of your experience?

Definitely - I joined the youth arts forum because of this project.

Appendix G: Documentation of Sharing of Documentary Film on Graffiti with youth and school groups



annette woolley <annette.woolley1@gmail.com>

jobstown youth arts project

2 messages

annette woolley <annette.woolley1@gmail.com>
To: Tendai Madondo <tendaimadondo@gmail.com>

Wed, Mar 4, 2009 at 1:55 AM

hi Tendai,

Thank you so much for your co-operation and time in assisting with the kids documentary. please find attached a brief explanation of the project in general and a bit about the documentary. i hope this is sufficient but if you need any further information please don't hesitate to contact me. i'll be in touch about the developments of the project as promised including an invitation to the exhibition launch.

annette woolley

 The Jobstown Youth Arts Projec1blurb.doc
30K

Tendai Madondo <tendaimadondo@gmail.com>
To: annette woolley <annette.woolley1@gmail.com>

Wed, Mar 4, 2009 at 6:41 AM

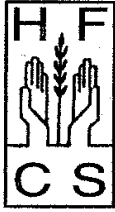
Thanks Annette for this I was most impressed by the beautiful art work the kids are working on and their huge enthusiasm in their work.No better way to engage young people in community activities. The survey component is significant as, not only does it solicit useful information but it also helps to engage local communities , raise awareness of youth work and issues related to Graffiti. They obviously designed the survey based on their objectives, but I would like to suggest some more questions.For example do people feel there is adequate protection measures for the community, what prevention measures should be put in place etc.This may not be for now, but going forward it may be important for communities to come up with ways of tackling Graffiti both as a vandalism and art issue. I am heartened by your proactive approach in tackling it from a positive perspective because for me that is the main way of preventing the young people themselves and also the community.

My other suggestion is in relation to possible engagement with other youth groups engaged in similar projects in Ireland and beyond.Again this is long term.

It will be great to see this work exhibited on you tube, facebook and other new technologies where other young people can access and learn.

Many thanks for involving me in this important initiative and I am happy to do anything that can enhance the visibility of this project.Looking forward to continued engagement. I will be meeting with minister Gormey on Friday to update him on this.

All the very best



Pobalscoil an Teaghlaigh Naofa

Holy Family Community School

Principal: John G. Walsh

Deputy Principal: Brenda Kelly

Kilteel Road, Rathcoole, Co. Dublin.

Tel: 4580766 / 4580031 Fax: 4580153

Email: hfcs@iol.ie / www.hfcs.ie

Our Ref:

Your Ref:

Date:

Dear MC Teens,

This is a brief note to confirm I am very happy to show your documentary to my Social Studies class in Transition Year.

If possible, we would like to show it at some stage over the next two weeks.

Yours sincerely,
Aife O'Meara.



M.C Teens <mcteensforoige@gmail.com>

graffiti documentary

3 messages

M.C Teens <mcteensforoige@gmail.com>
To: lys.soundation@gmail.com

Mon, Mar 16, 2009 at 5:58 PM

To Marc,

As part of the Jobstown Youth Arts Project, the M.C Teens Foroige Club is making a documentary that aims to raise the issues around graffiti.

It will include the history of graffiti, plus interviews from different people involved from politicians to illegal taggers. asking what is graffiti, art or vandalism. why graffiti and what are the consequences.

we would like to make available a copy of the dvd to youth and school groups to promote discussion around the issue.

if you are interested in receiving a copy and would be willing to send us some feedback on it then please contact us at mcteensforoige@gmail.com or call our leader annette on 0879717378

thanks

ian Francis
MC Teens club member

M.C Teens <mcteensforoige@gmail.com>
To: phillip_cullen@yahoo.ie

Mon, Mar 16, 2009 at 5:59 PM

[Quoted text hidden]

Marc Balbirnie <lys.soundation@gmail.com>
To: "M.C Teens" <mcteensforoige@gmail.com>

Mon, Mar 16, 2009 at 6:04 PM

Hi Ian,

I would like a copy of the DVD to show at our youth café here in Lucan if that;s possible. Thanks.
Our postal address is:

Marc Balbirnie
Lucan Youth Service,
Griffeen Centre,
Lucan,
Co. Dublin.

Kind regards,
Marc

[Quoted text hidden]

Marc Balbirnie BMus (NUIM), Logic Pro 8 Level 1, Soundtrack Pro 2 Level 1
Soundation Course Co-ordinator
LYS Development Officer
Skype I.D.: Marc.Balbirnie

Appendix H: Press Coverage of Project

Wednesday, 20th May, 2009
www.echo.ie

Art imitating life

THE energy and spirit that is very much alive in one community was harnessed and put on display as part of an exciting exhibition currently hanging in the Run Red arts centre.

An initiative of the Tallaght-based centre and arts group, the Jobstown Youth Arts Project, *My Place Our Space* is an artistic programme for Jobstown about Jobstown, by Jobstown: literally putting the community in the picture.

Young people between the ages of eight and eighteen came together to explore the theme of Jobstown under the topics of past, present, future and the future.

Speaking to the Echo, 15-year-old Jobstown Community College student, Wally Rilly said: "I thought the project was absolutely brilliant. I wasn't that interested in art before and now it's what I want to go on a living and I'm going to study it for my Leaving cert."

"If there were more projects like this jobs streets would be off the wall. It would be interesting to do."

According to the Project Art Facilitator, Amelie Woolley, the project was youth-led from the beginning, adding how: "The sense of ownership and pride that the young people are getting from the project is amazing. It has been so successful that we are going to continue the art on a voluntary basis in a room given to us for free by the Jobstown CDP."

Mayor of South Dublin, Marie Corr said: "This project deserves recognition - a lot of work went into it."

"These kids were involved in pro-social behaviour...and they have brought their community into art."

"Those involved were also funded by City Channel for inclusion in a programme for summer and on in the future. We are hoping that the work created will be put on permanent display around Jobstown."

by Mary Denny

people and place after which the positive elements of their home place were captured and expressed through a series of eye-catching images.

Taking inspiration from various styles of art, the images focus on areas such as diversity in Jobstown, the need for everyone to project together: Kiffaloon and its history, community spirit and the issue of graffiti.

Speaking to the Echo, 15-year-old Jobstown Community College student, Wally Rilly said: "I thought the project was absolutely brilliant. I wasn't that interested in art before and now it's what I want to go on a living and I'm going to study it for my Leaving cert."

"If there were more projects like this jobs streets would be off the wall. It would be interesting to do."

According to the Project Art Facilitator, Amelie Woolley, the project was youth-led from the beginning, adding how: "The sense of ownership and pride that the young people are getting from the project is amazing. It has been so successful that we are going to continue the art on a voluntary basis in a room given to us for free by the Jobstown CDP."

Mayor of South Dublin, Marie Corr said: "This project deserves recognition - a lot of work went into it."

"These kids were involved in pro-social behaviour...and they have brought their community into art."

"Those involved were also funded by City Channel for inclusion in a programme for summer and on in the future. We are hoping that the work created will be put on permanent display around Jobstown."

Skeletal remains not human

GARDAI have confirmed that the discovery made following the search of the Grand Canal was not human remains.

A Garda Spokesperson said: "The remains were not human remains, and the discovery is not suspicious."

Garda divers began the search last Wednesday after reports that skeletal remains were spotted in the water at the Seventh Lock close to Killeen Road.

"The area was sealed off, but has since been re-opened after Gardaí called off the search and confirmed they are not treating the case as suspicious."



Sarah Wrigglesworth, Shauna Fitzgerald and Dylan Leonard of M.C. Teens in front of one of their pop art prints.